



US00D360288S

United States Patent [19]

Freeman et al.

[11] Patent Number: Des. 360,288

[45] Date of Patent: ** Jul. 18, 1995

[54] COMFORT CLIP FOR A SEATBELT

4,826,250 5/1989 Ibanez .
5,088,161 2/1992 Robertson .

[76] Inventors: **Brandon S. Freeman; Kevin D. Freeman**, both of 102 Harkey St., Lexington, N.C. 27292

FOREIGN PATENT DOCUMENTS

3626443 2/1988 Germany 280/801

[**] Term: **14 Years**

Primary Examiner—Theodore M. Shooman
Assistant Examiner—Paula Mortimer

[21] Appl. No.: **18,277**

[57] CLAIM

[22] Filed: **Feb. 2, 1994**

The ornamental design for a comfort clip for a seatbelt, as shown and described.

[52] U.S. Cl. **D2/639**

[58] Field of Search D2/639; D11/210, 218;
297/482, 483, 468; 280/801, 808; 24/198, 312;
D8/383

DESCRIPTION

[56] References Cited

U.S. PATENT DOCUMENTS

- D. 25,861 8/1896 Mueller D8/383
- D. 47,699 8/1915 Parsons D8/383
- D. 302,627 8/1989 Jordan .
- D. 329,537 9/1992 McLean D2/639
- 4,268,067 5/1981 Thomas .
- 4,473,926 10/1984 Ono .

FIG. 1 is a front elevational view of a comfort clip for a seatbelt showing my new design;
 FIG. 2 is a rear elevational view thereof;
 FIG. 3 is a left side elevational view thereof;
 FIG. 4 is a right side elevational view thereof;
 FIG. 5 is a top plan view thereof; and,
 FIG. 6 is a bottom plan view thereof.
 The broken line showing of the seatbelt in FIG. 4 is for illustrative purposes only and forms no part of the claimed design.

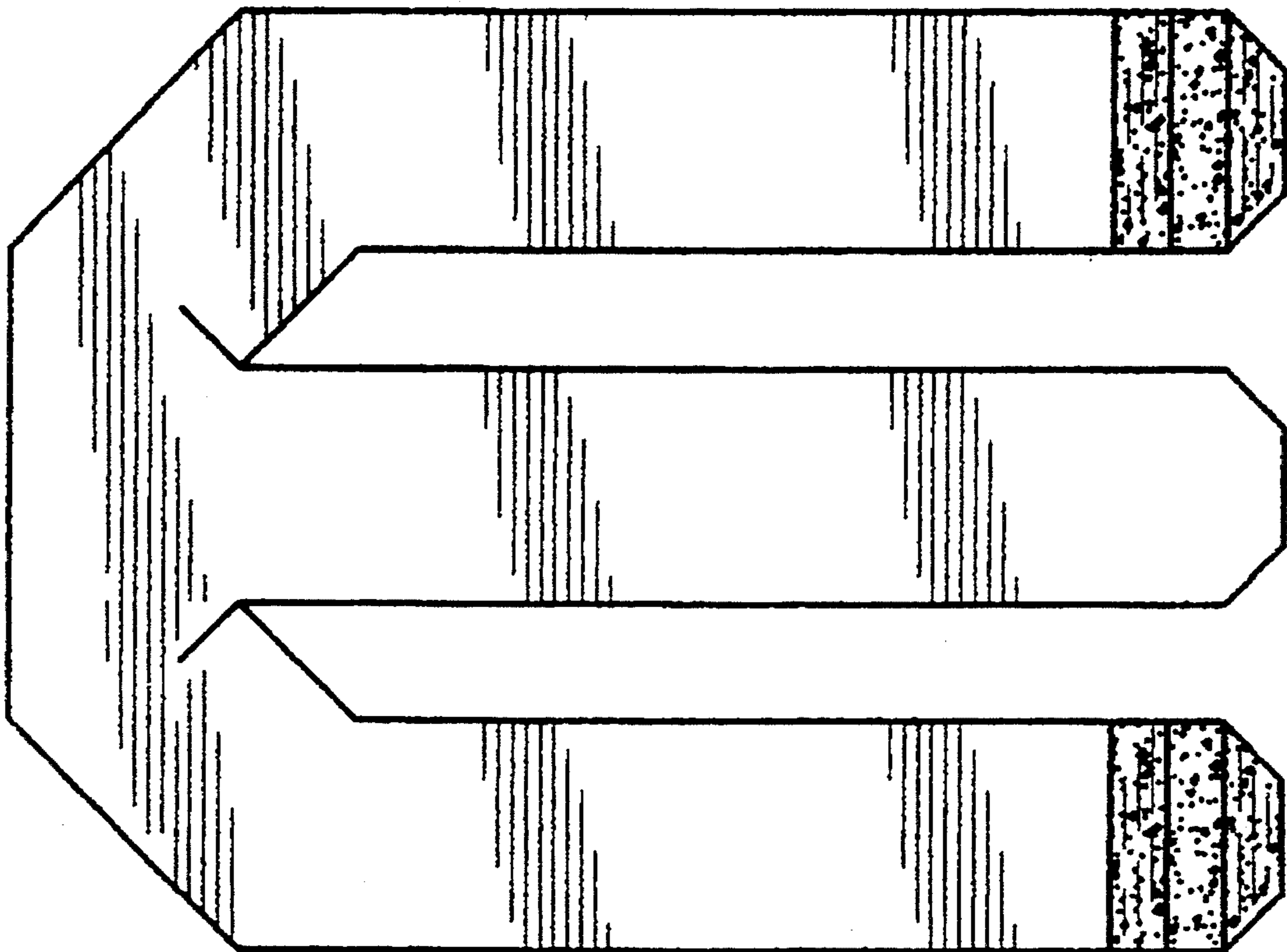


FIG. 1

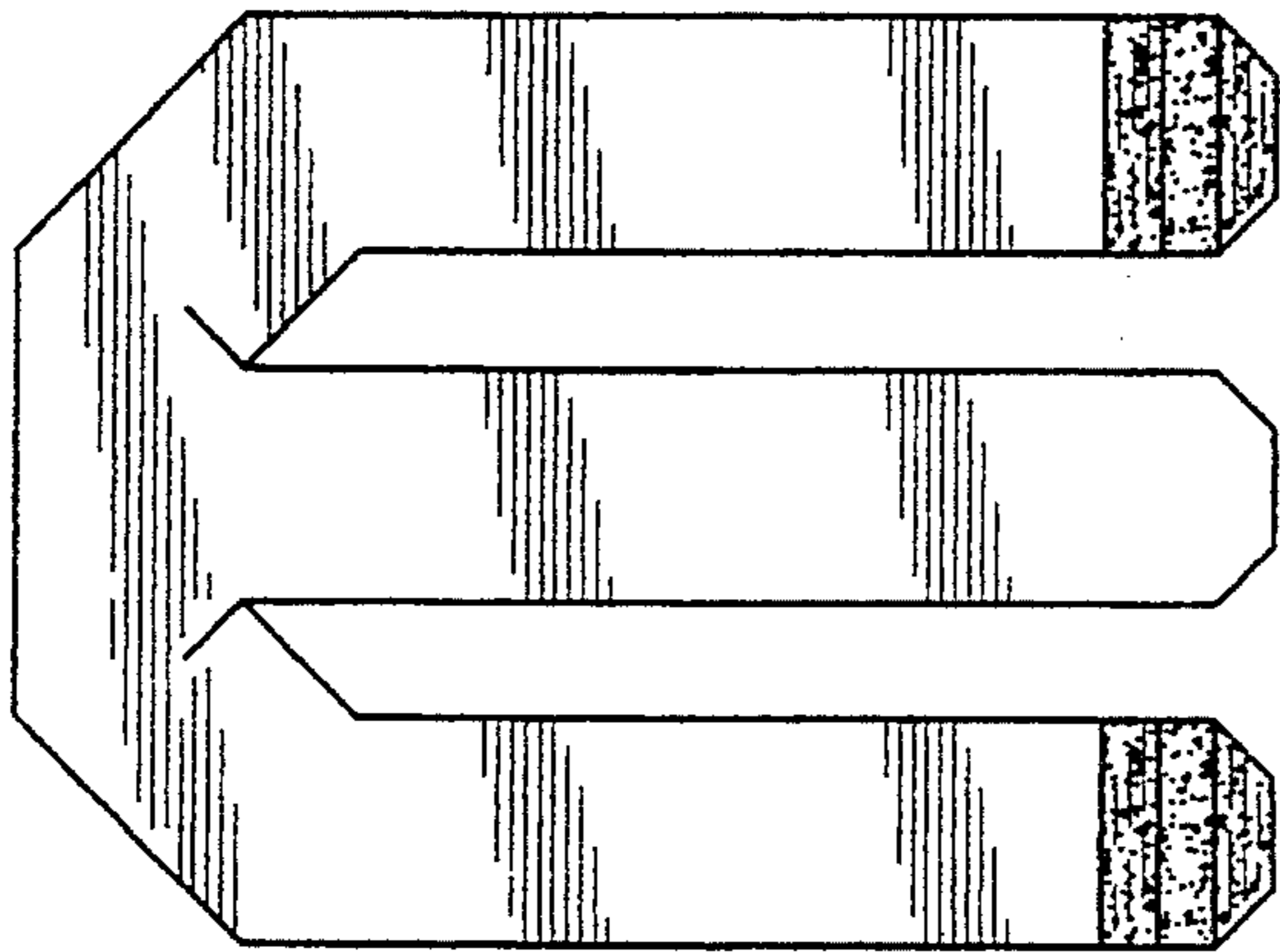


FIG. 2

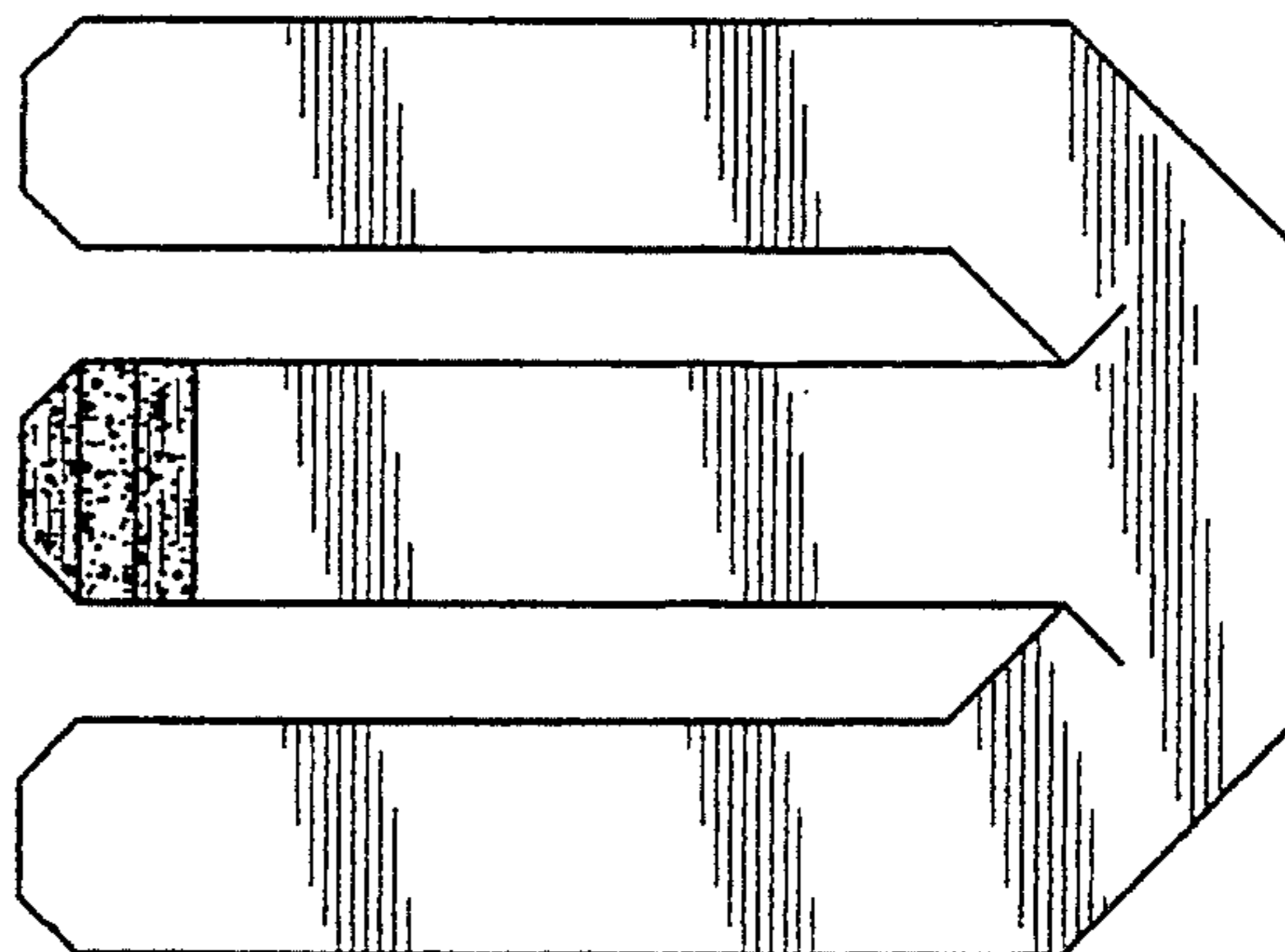


FIG. 3



FIG. 4

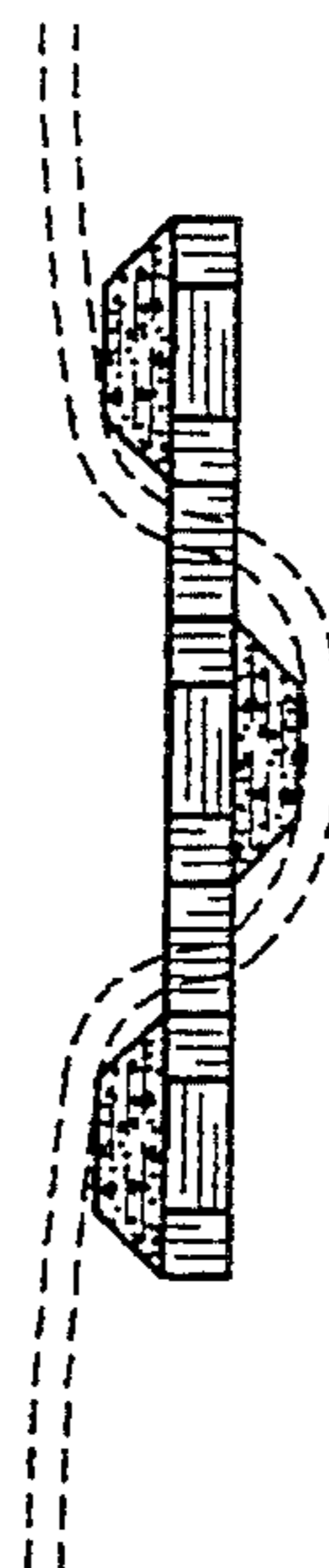


FIG. 5



FIG. 6

