



US00D360235S

United States Patent [19]

Emrys-Roberts et al.

[11] Patent Number: **Des. 360,235**

[45] Date of Patent: **** Jul. 11, 1995**

[54] GAME CONTROL UNIT

[75] Inventors: **Peter Emrys-Roberts; Jeffrey A. Hollington**, both of London, United Kingdom

[73] Assignee: **Interactive Network Limited**, London, England

[**] Term: **14 Years**

[21] Appl. No.: **21,365**

[22] Filed: **Apr. 14, 1994**

[30] **Foreign Application Priority Data**

Oct. 18, 1993 [GB] United Kingdom 2034519

[52] U.S. Cl. **D21/48**

[58] Field of Search D21/13, 48; 273/148 B, 273/433-438, DIG. 28; D14/126, 137

[56] **References Cited**

U.S. PATENT DOCUMENTS

D. 338,242 8/1993 Cordell D21/48

D. 342,762 12/1993 Wing D21/48
D. 351,430 10/1994 Barr D21/48
4,575,622 3/1986 Pellegrini 273/434 X
5,046,739 4/1991 Reichow 273/148 B
5,059,958 10/1991 Jacobs et al. 273/148 B X

Primary Examiner—Prabhakar G. Deshmukh
Attorney, Agent, or Firm—Fattibene and Fattibene; Paul A. Fattibene; Arthur T. Fattibene

[57] **CLAIM**

The ornamental design for a game control unit, as shown and described.

DESCRIPTION

FIG. 1 is a perspective view of a game control unit showing our new design;
FIG. 2 is a top plan view thereof;
FIG. 3 is a front elevational view thereof;
FIG. 4 is a right side elevational view thereof;
FIG. 5 is a left side elevational view thereof;
FIG. 6 is a rear elevational view thereof; and,
FIG. 7 is a bottom plan view thereof.

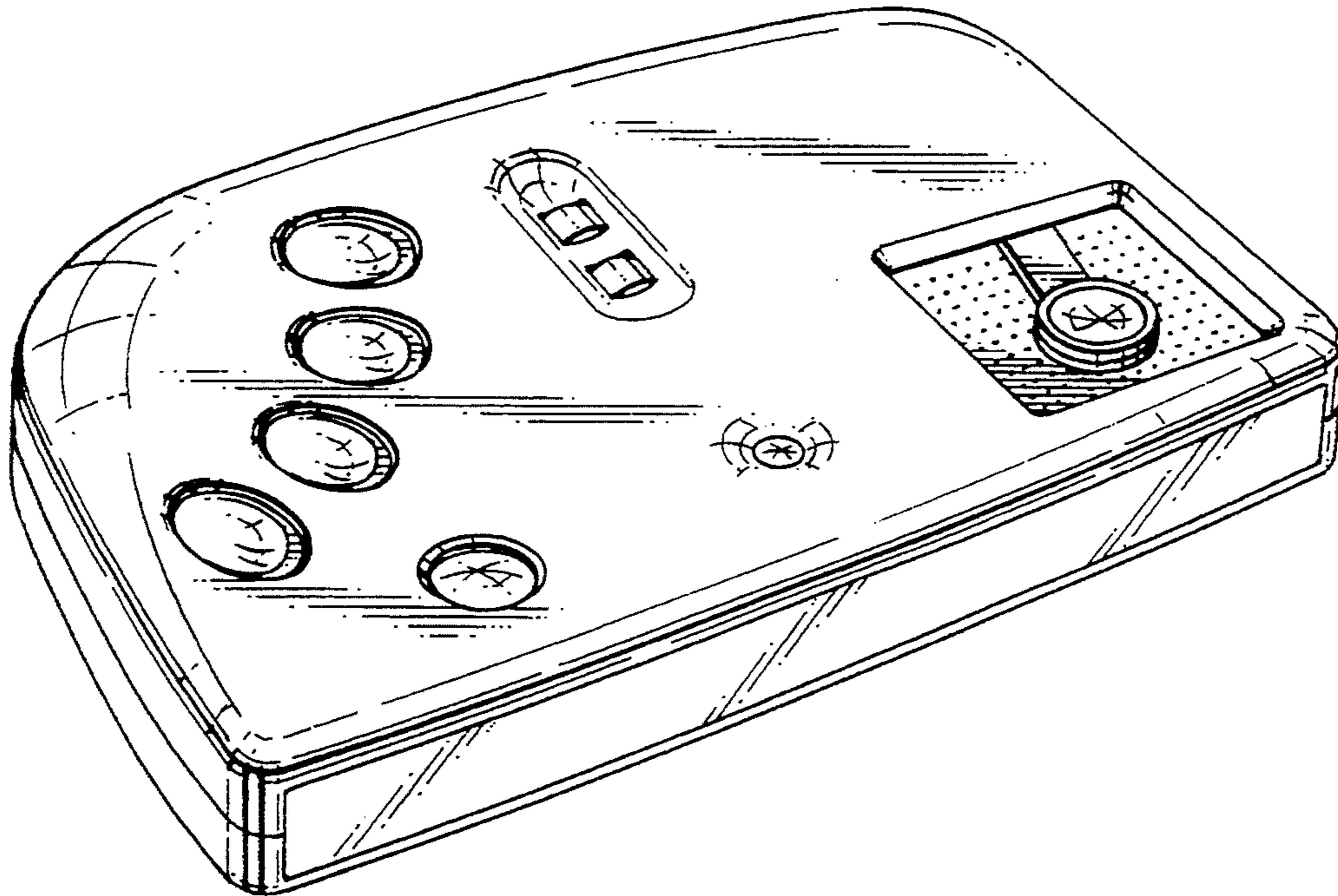


Fig.1

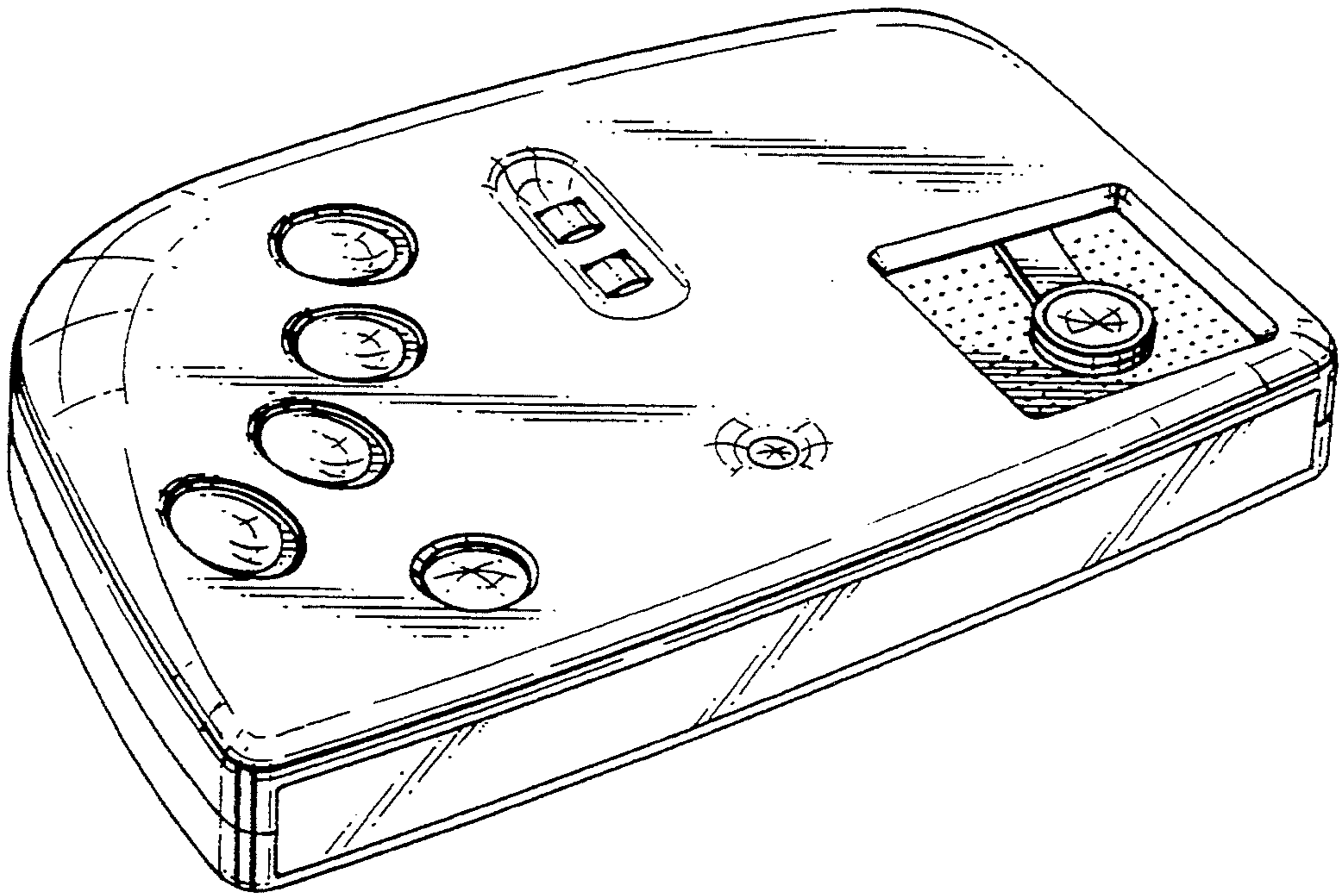


Fig.2

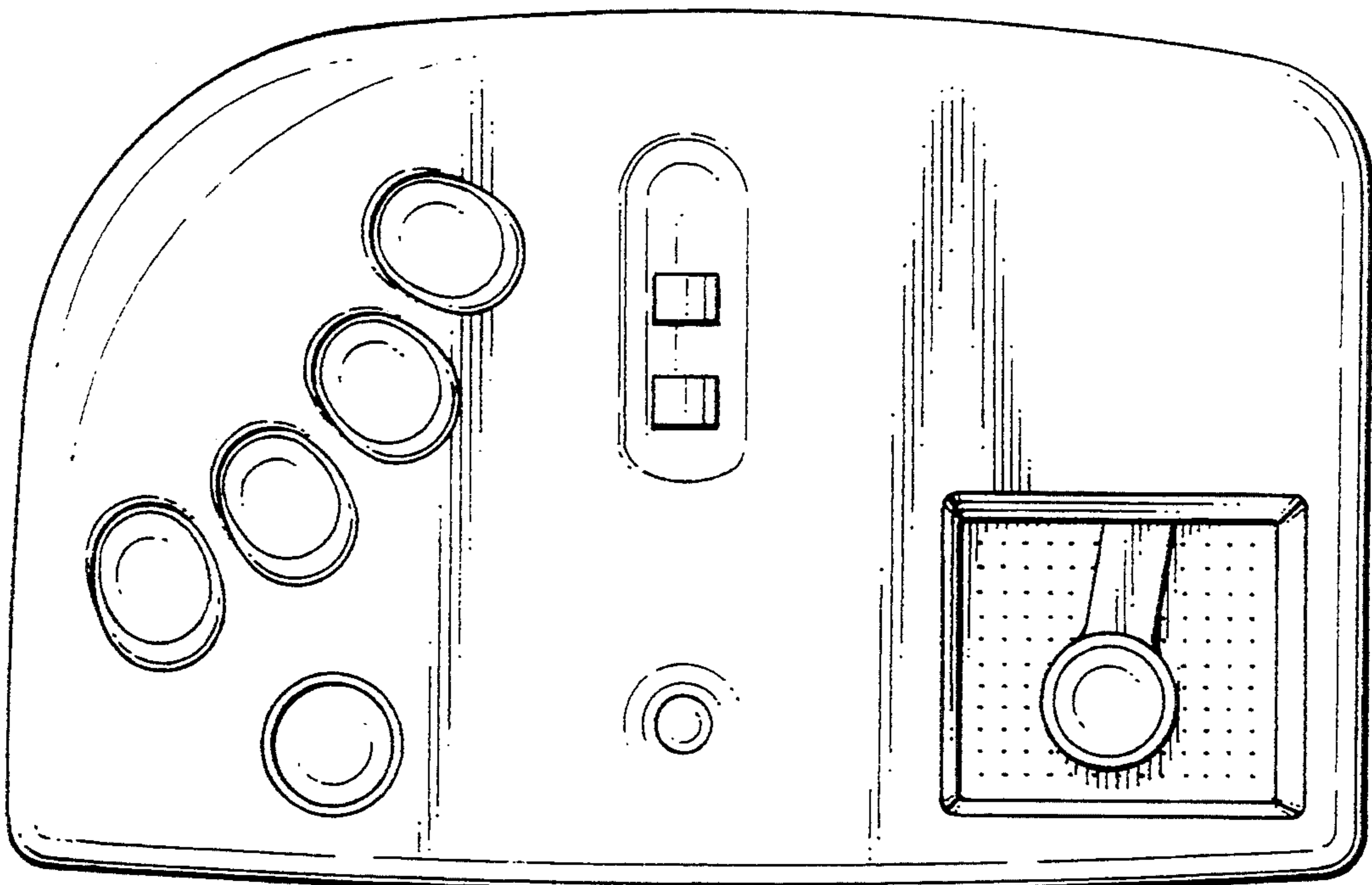


Fig. 3

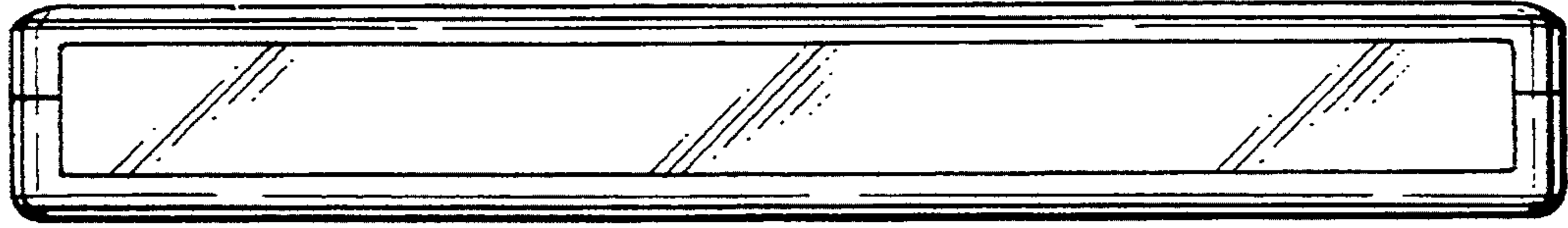


Fig. 4




Fig. 5




Fig. 6




Fig. 7

