



US00D360224S

United States Patent [19]

Chow et al.

[11] Patent Number: Des. 360,224

[45] **Date of Patent: ** Jul. 11, 1995**

[54] HOUSING FOR AN ELECTRONIC INSTRUCTIONAL GAME APPARATUS

[75] Inventors: **Chi K. W. Chow**, Shatin; **Frederick L. T. Tsang**, Sai Ying Pun; **Chung P. C. Lau**, West Point, all of Hong Kong

[73] Assignee: **Vtech Industries, Inc.**, Wheeling, Ill.

Term: 14 Years

[21] Appl. No.: 3,118

[22] Filed: **Dec. 29, 1992**

[52] U.S. Cl. D19/60

[58] **Field of Search** D19/59-64;
434/322, 323, 324, 327, 169, 159, 317, 343, 339;
D21/13, 57, 48, 159; D14/100

[56] **References Cited**

U.S. PATENT DOCUMENTS

D. 281,334	11/1985	Adams	D19/64
D. 292,012	9/1987	Thomson et al.	D19/59 X
D. 318,069	7/1991	Cheung et al.	D19/60
D. 318,306	7/1991	Cheung	D21/111
D. 324,086	2/1992	Woo	D21/111
4,968,255	11/1990	Lee et al.	434/169 X
4,997,374	3/1991	Simone	434/327 X

OTHER PUBLICATIONS

Playthings May 1980. Touch 'n Hear Musical Bear. p. 75.

1988 Video Technology Industries, Inc. catalog, p. 9.
1990 Video Technology Industries, Inc. catalog, pp.
3.4.

Primary Examiner—Wallace R. Burke
Assistant Examiner—Pamela Burgess
Attorney, Agent, or Firm—Dick and Harris

[57] CLAIM

The ornamental design for a housing for an electronic instructional game apparatus, as shown and described.

DESCRIPTION

FIG. 1 is a top perspective view of a housing for an electronic instructional game apparatus showing our new design, with the handset elevated off the base unit for clarity of illustration only;

FIG. 2 is a top plan view thereof;

FIG. 3 is a rear elevational view thereof;

FIG. 4 is a right side elevational view thereof;

FIG. 5 is a top plan view thereof, with the handset removed for clarity of illustration only;

FIG. 6 is a rear elevational view thereof;

FIG. 7 is a side elevational view thereof;


FIG. 8 is a bottom plan view thereof;

FIG. 9 is a left side elevational view thereof:

FIG. 10 is a top plan view of the handset shown separately for clarity of illustration only;

FIG. 11 is a side elevational view thereof; and,

FIG. 12 is a bottom plan view thereof.



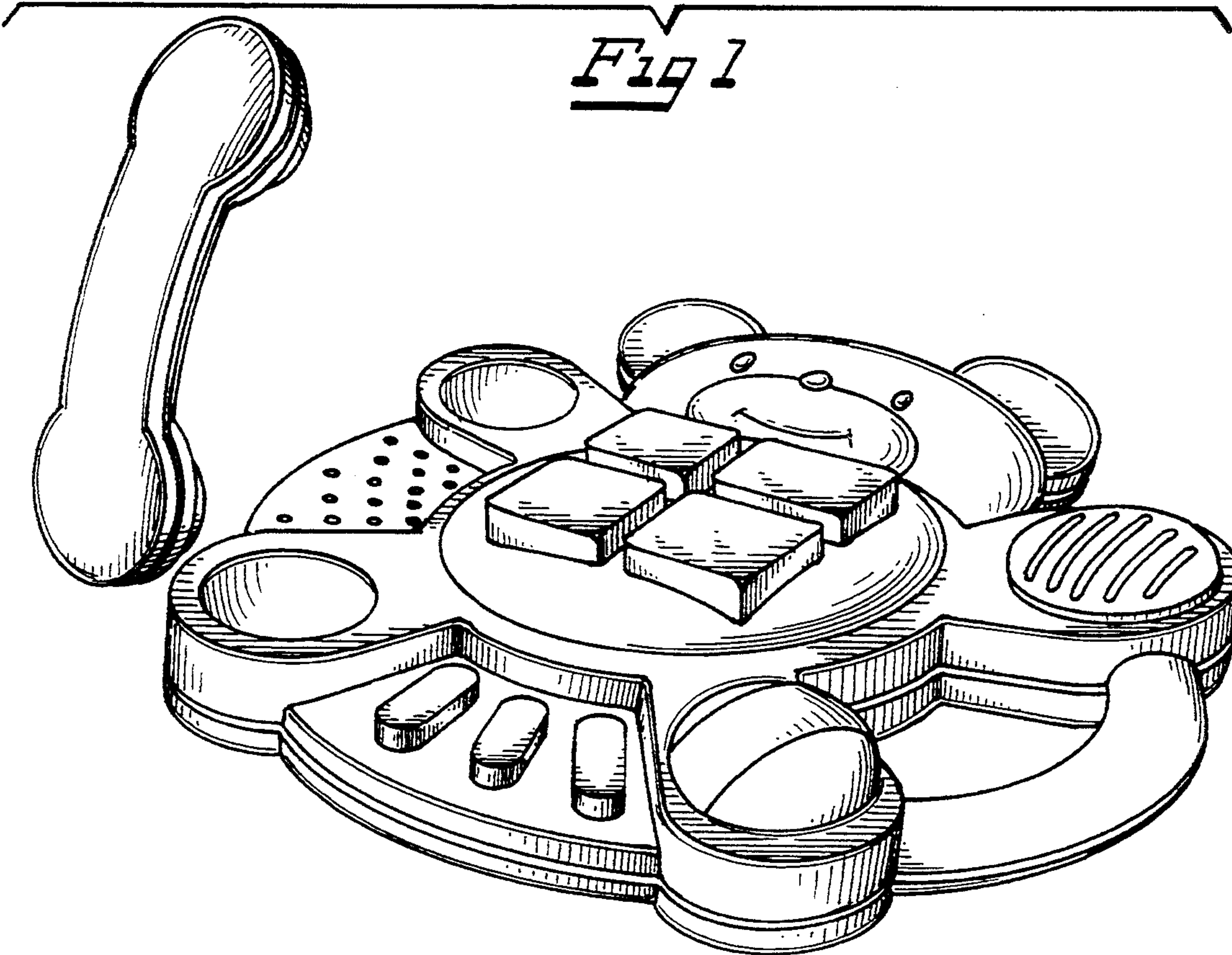


Fig 10




Fig 11



Fig 12

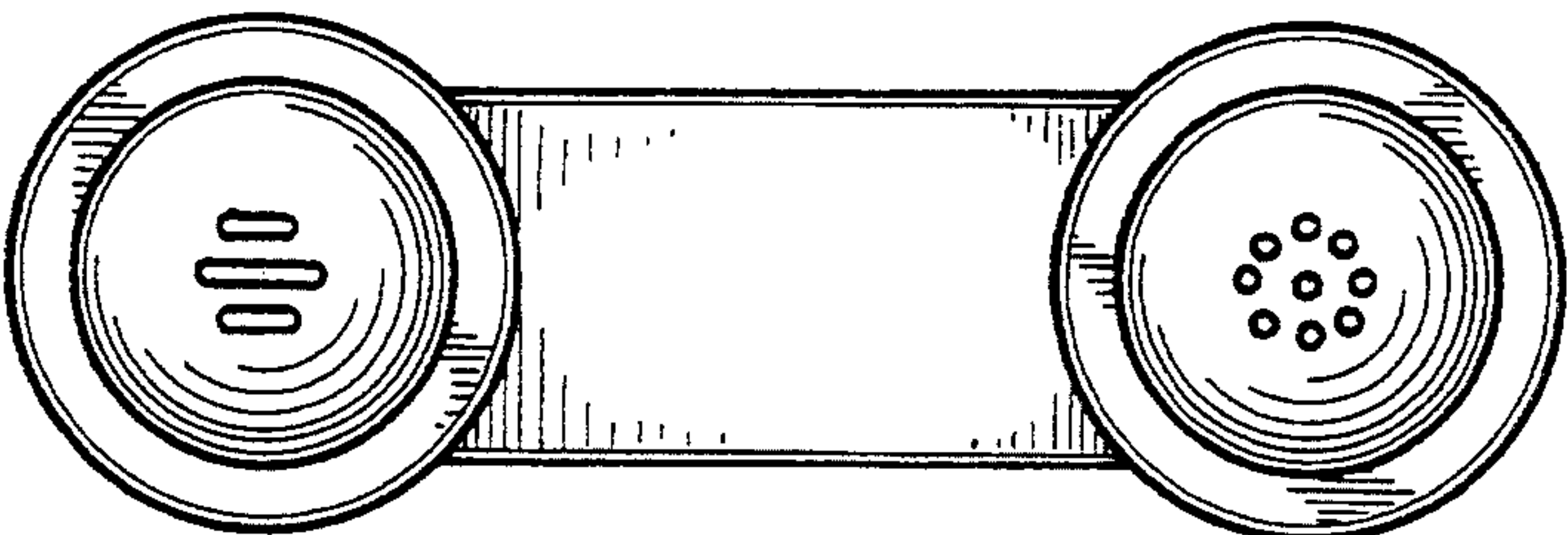


Fig 3

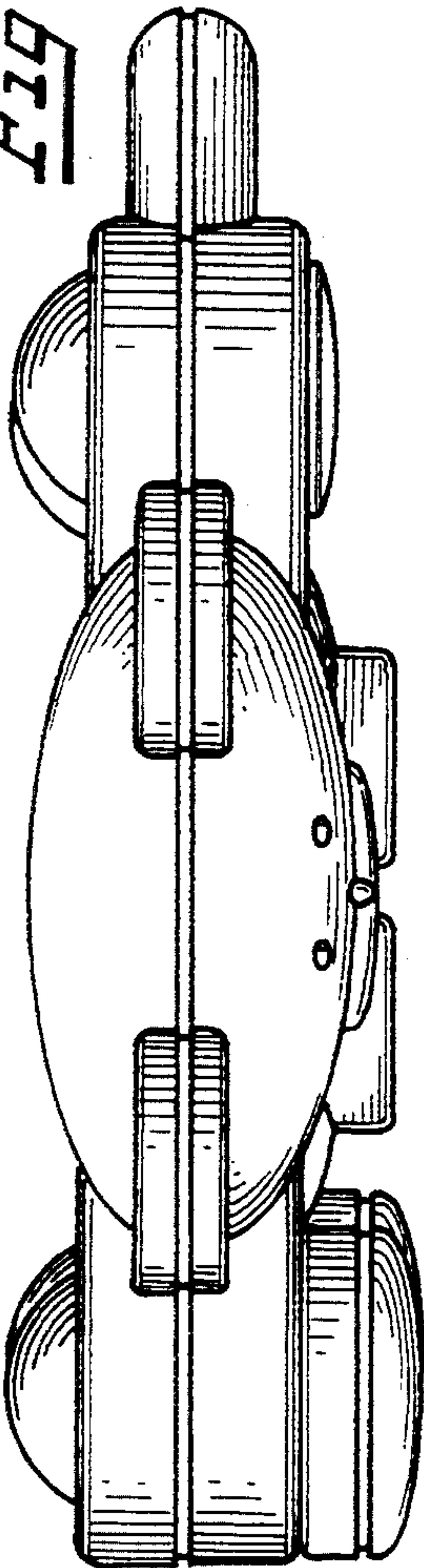


Fig 2

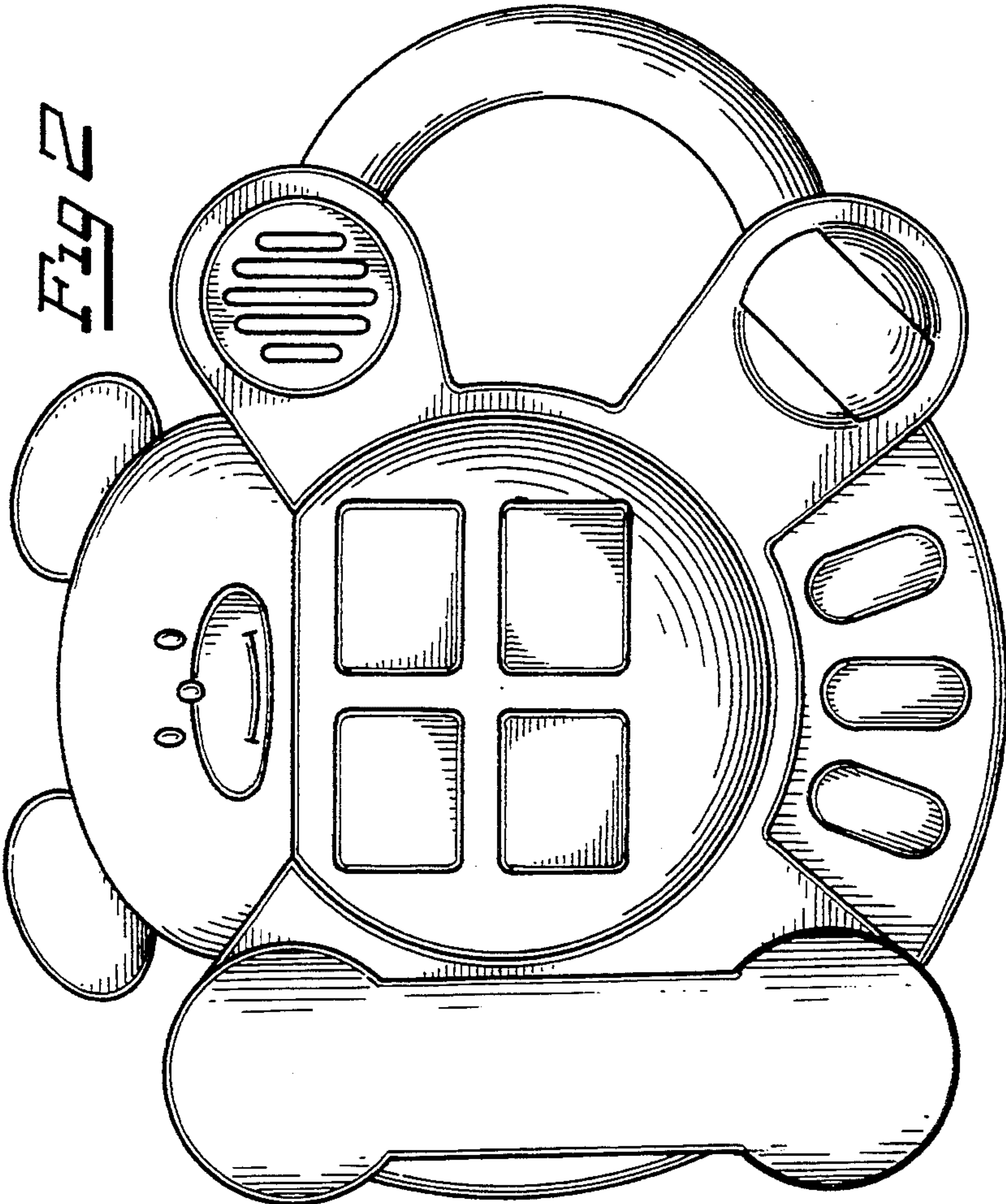



Fig 4



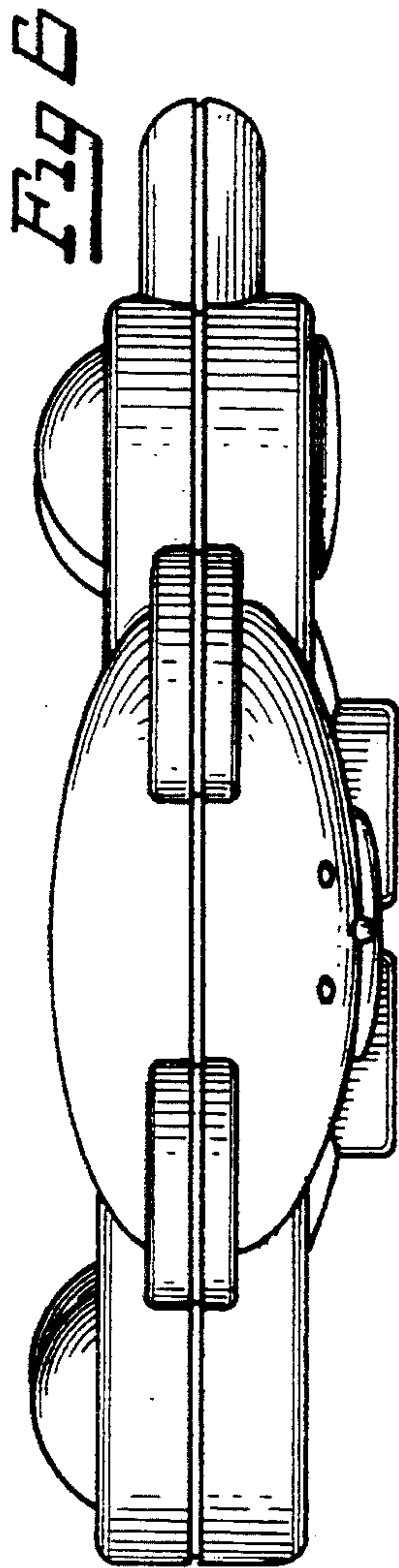


Fig 7

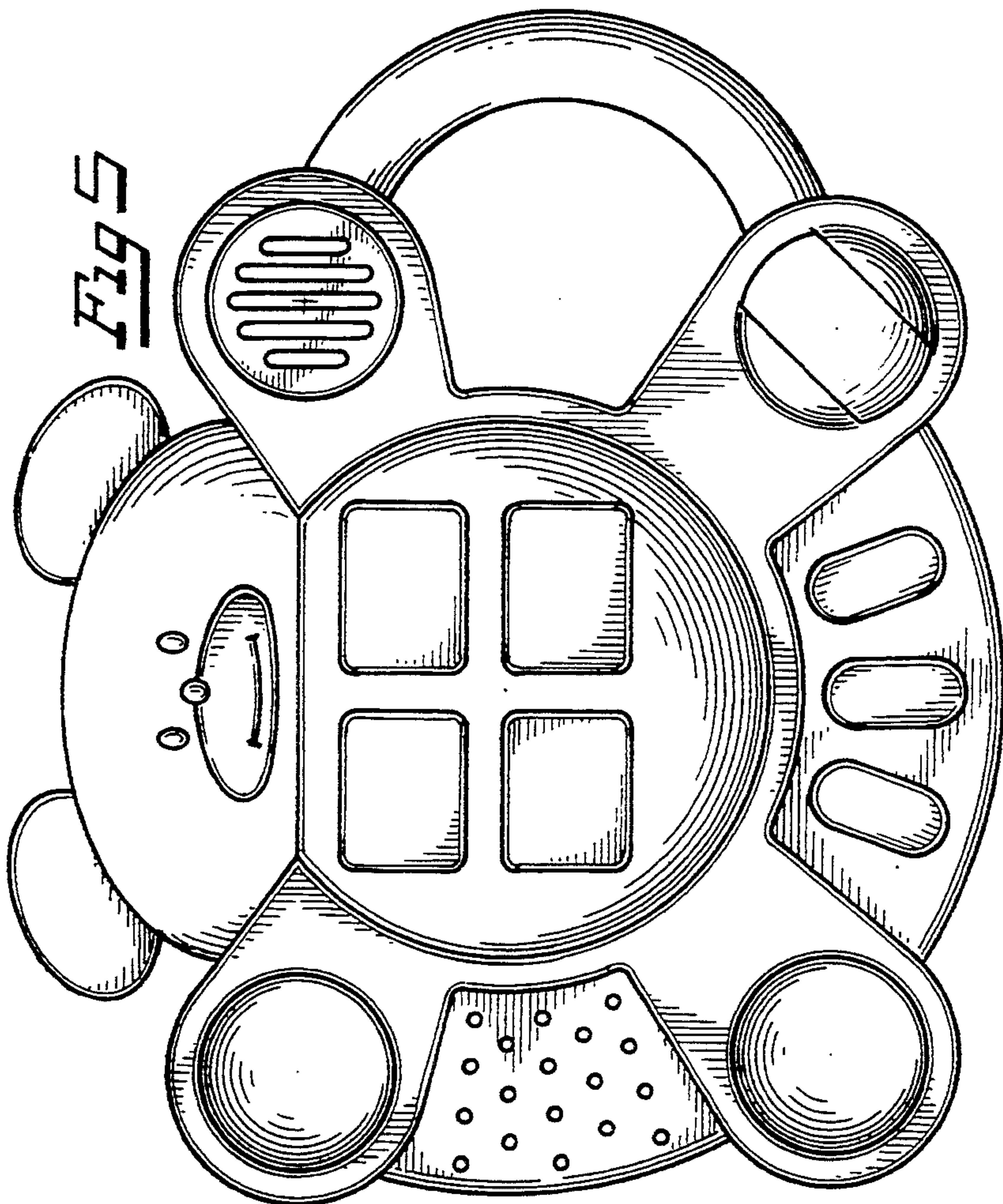



Fig. 9

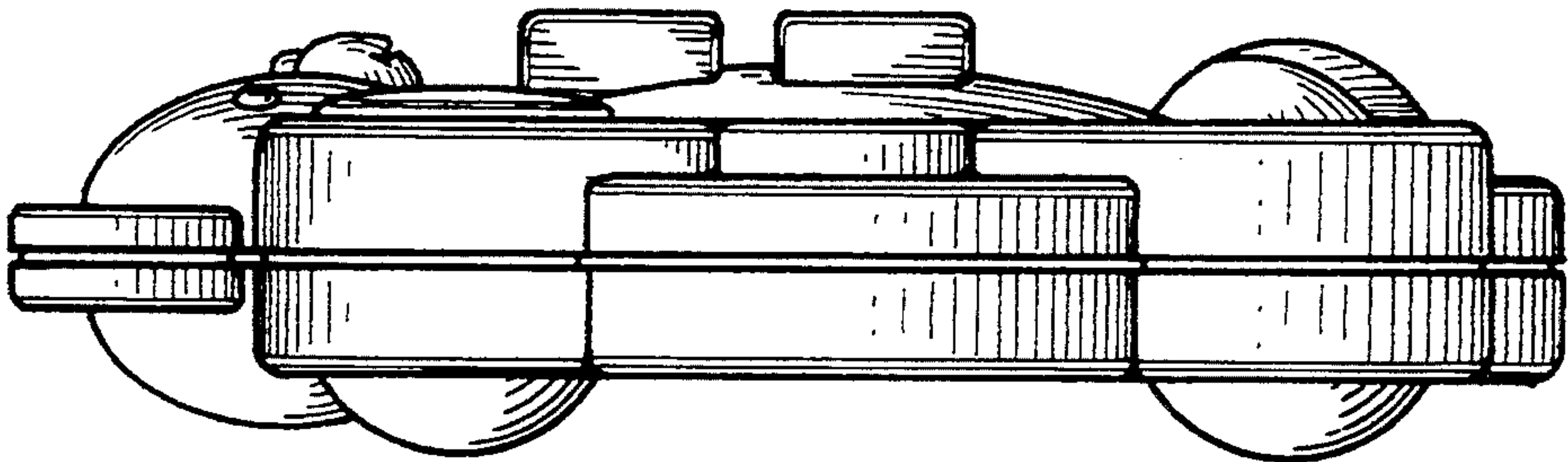
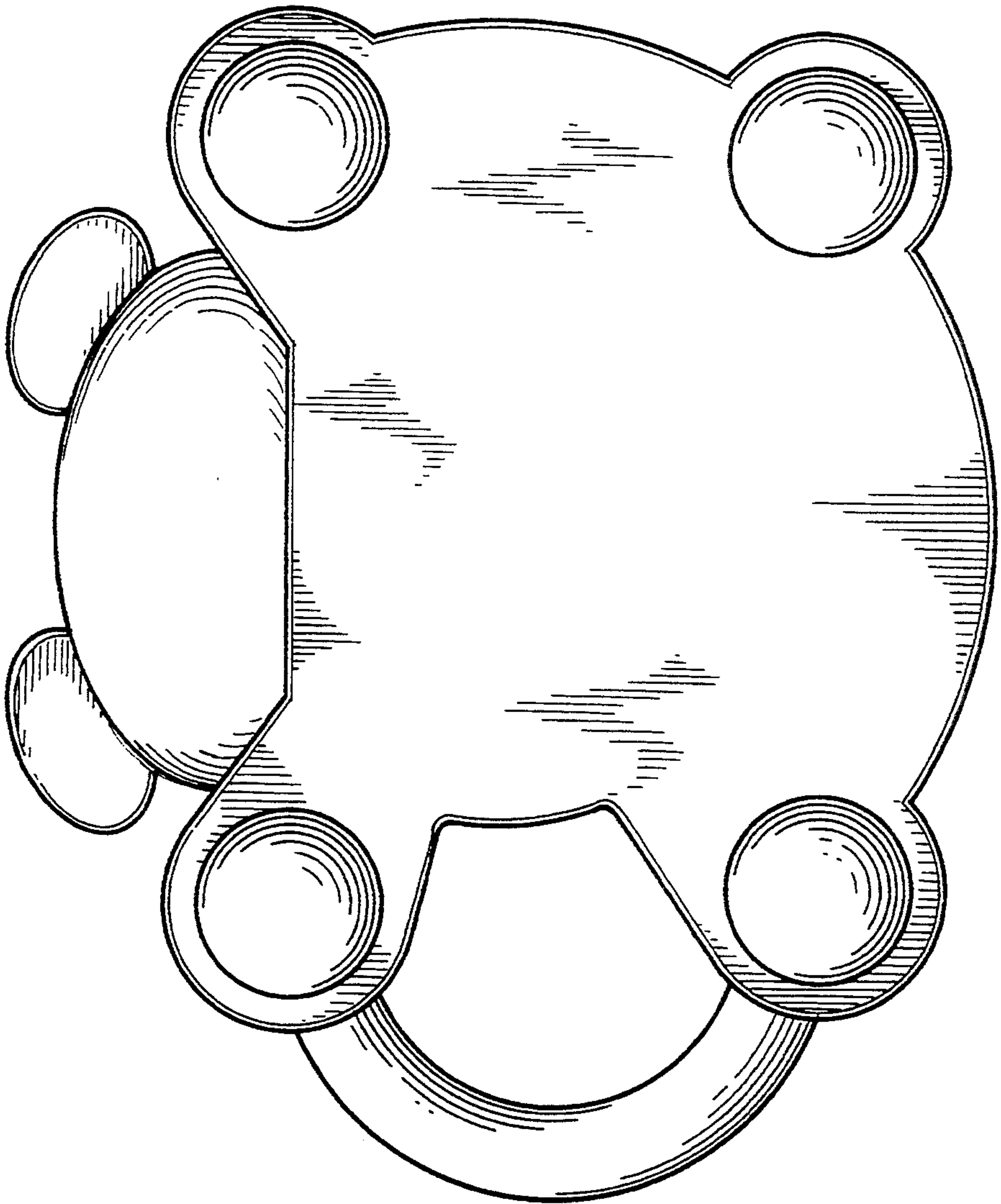


Fig. 10



UNITED STATES PATENT AND TRADEMARK OFFICE
CERTIFICATE OF CORRECTION

PATENT NO. : D360,224

DATED : July 11, 1995

INVENTOR(S) : Chi K. W. Chow, Frederick L. T. Tsang, Chung P.C.
Lau

It is certified that error appears in the above-identified patent and that said Letters Patent is hereby
corrected as shown below:

Title page, col. 2,

item [57], Line 12

Insert the word -- right --
before the word "side".

Signed and Sealed this
Seventh Day of May, 1996



BRUCE LEHMAN

Commissioner of Patents and Trademarks

Attest:

Attesting Officer