



US00D360202S

United States Patent [19]
Gelardi et al.

[11] **Patent Number: Des. 360,202**
[45] **Date of Patent: ** Jul. 11, 1995**

- [54] **VIDEO CASSETTE**
- [75] Inventors: **Paul J. Gelardi; John A. Gelardi; David A. Capotosto**, all of Cape Porpoise, Me.
- [73] Assignee: **LCV Associates**, Kennebunkport, Me.
- [**] Term: **14 Years**
- [21] Appl. No.: **793,687**
- [22] Filed: **Nov. 18, 1991**
- [52] U.S. Cl. **D14/121**
- [58] **Field of Search** D14/114, 120-122, D14/299; 242/55.19 A, 197-200; 273/DIG. 28, 85.6

- D. 335,126 4/1993 Gelardi et al. D14/121
- D. 342,246 12/1993 Gelardi et al. D14/121

Primary Examiner—Theodore M. Shooman
Attorney, Agent, or Firm—James Creighton Wray

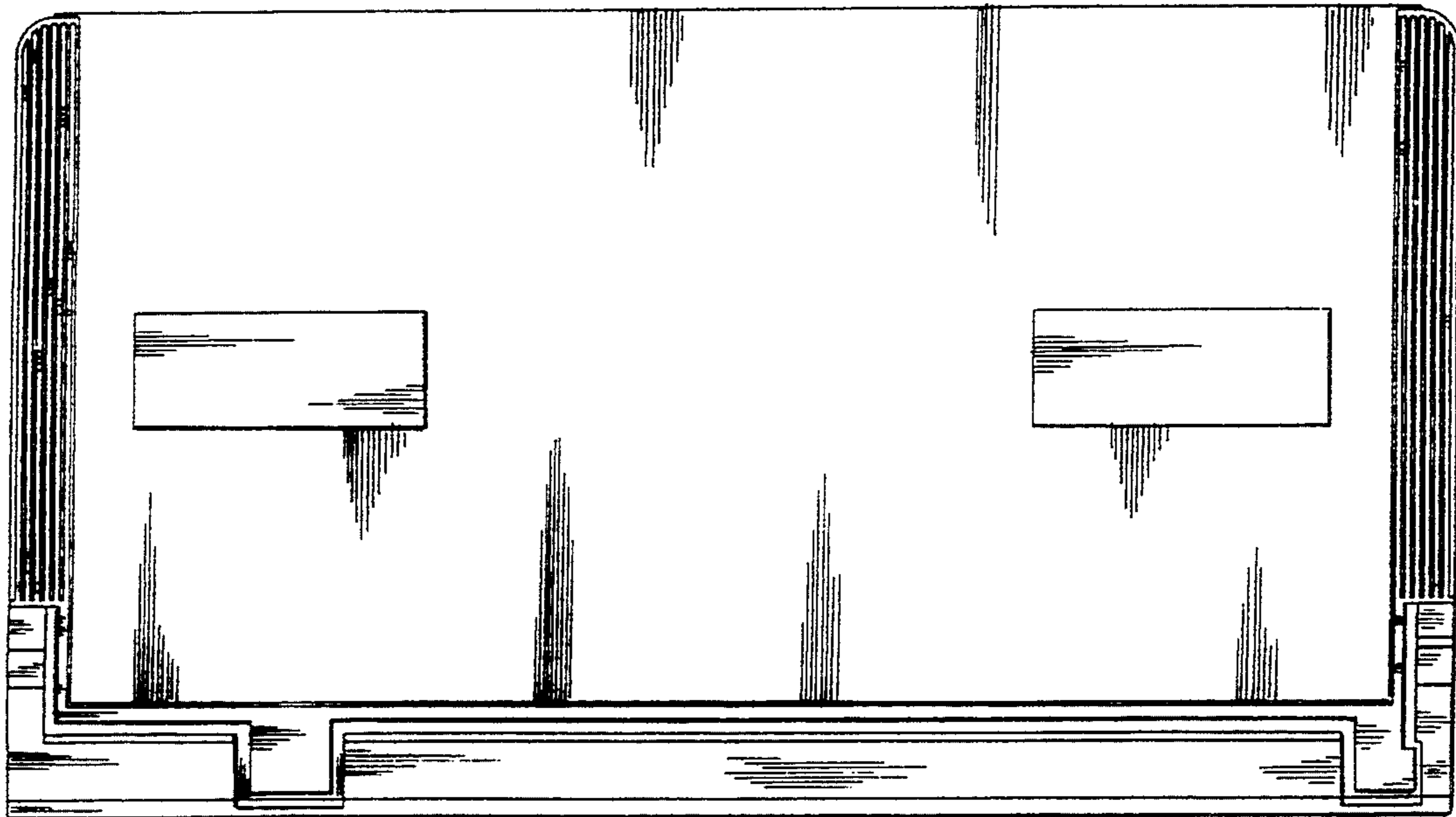
[57] **CLAIM**

The design for the video cassette, as shown and described.

DESCRIPTION

FIG. 1 is a top plan view of a video cassette showing our new design;
 FIG. 2 is a bottom plan view thereof;
 FIG. 3 is a front elevational view thereof;
 FIG. 4 is a rear elevational view thereof;
 FIG. 5 is a right side elevational view thereof, the left side being a mirror image; and,
 FIG. 6 is a right side elevational view of a second embodiment of the video cassette illustrated in FIG. 1, the left side being a mirror image.
 The top, bottom, front and rear of the second embodiment are the same as the corresponding views of the first embodiment.

- [56] **References Cited**
- U.S. PATENT DOCUMENTS**
- D. 271,392 11/1983 Sumisha et al. D14/121
- D. 274,327 6/1984 Sumisha et al. D14/121
- D. 307,139 4/1990 Fukuda et al. D14/121



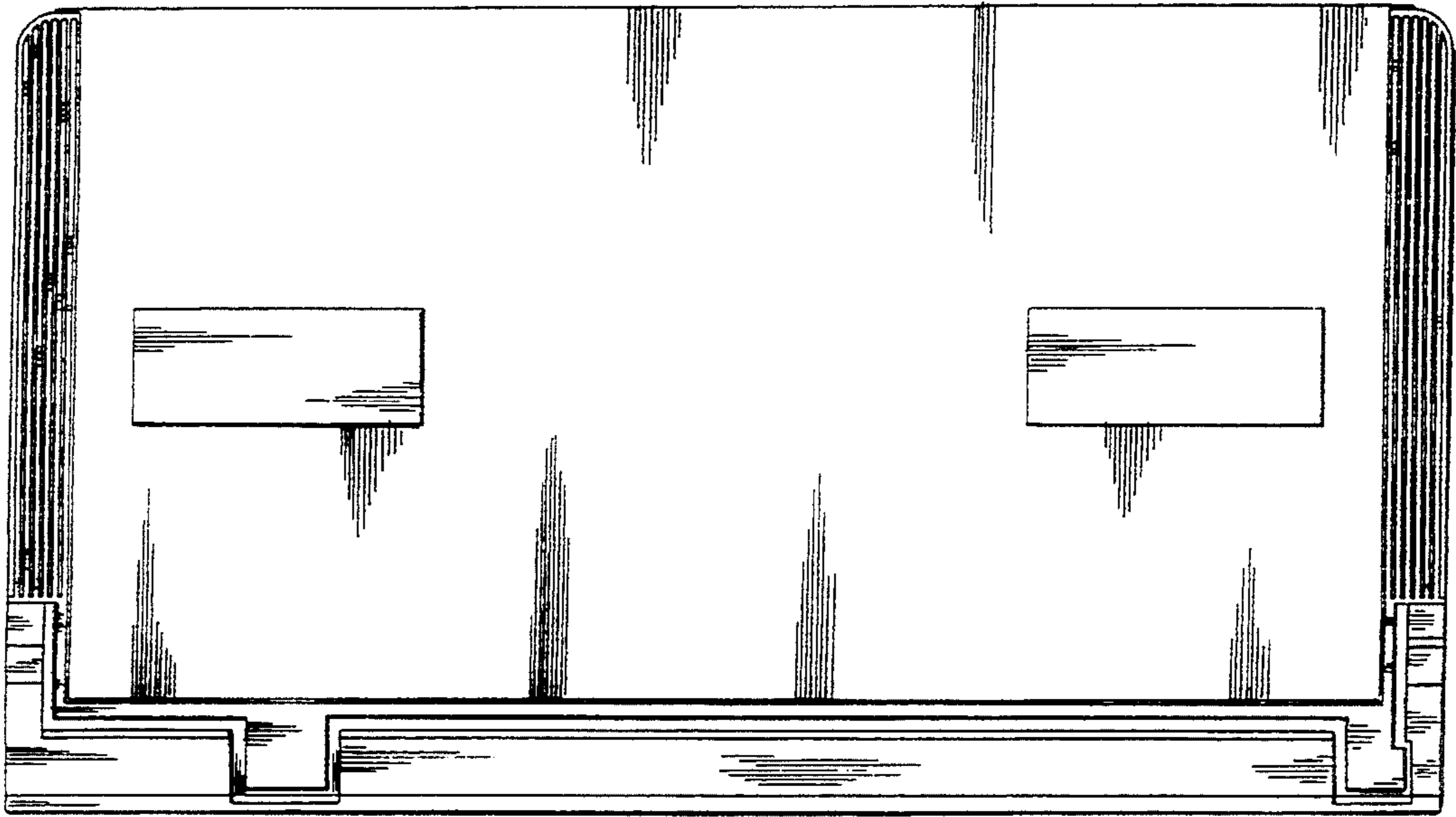


FIG. 1




FIG. 2




FIG. 3




FIG. 4

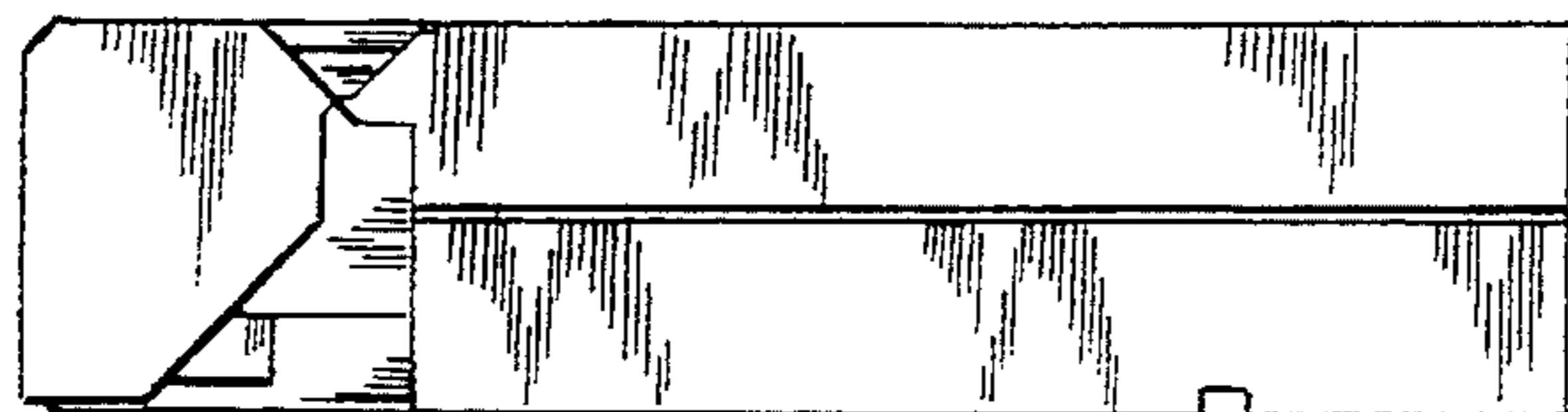


FIG. 5

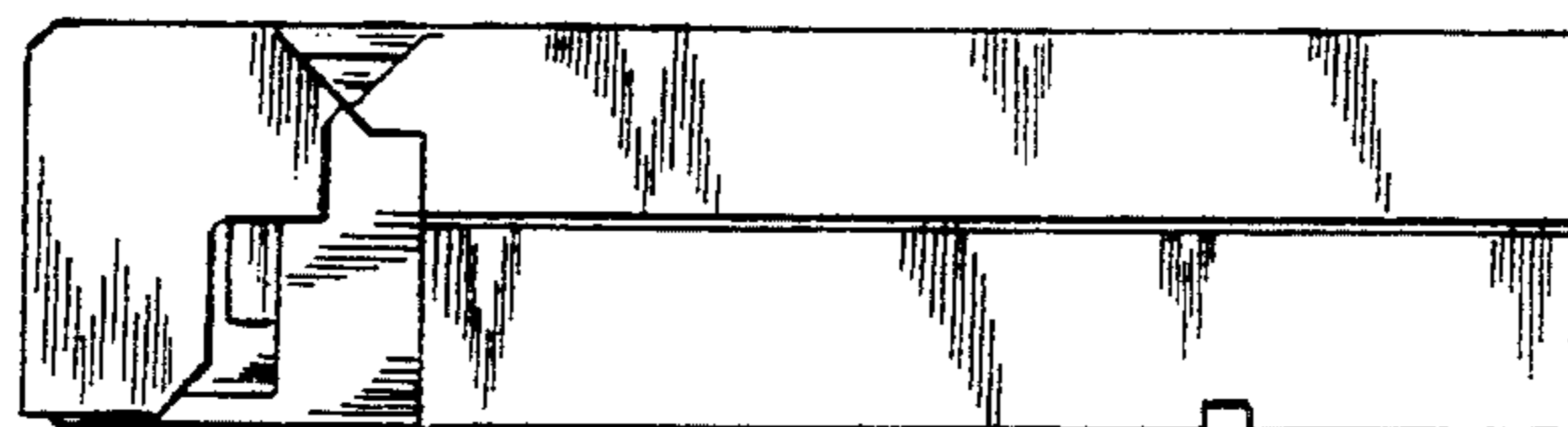


FIG. 6