



US00D360166S

United States Patent [19]

[11] Patent Number: Des. 360,166

Grosfillex

[45] Date of Patent: ** Jul. 11, 1995

[54] COMBINED FLOWER POT WITH FILL SPOUT

D. 340,204 10/1993 Grosfillex .
3,185,359 5/1965 Buntic D7/591 X
4,219,967 9/1980 Hickerson 47/72

[75] Inventor: Raymond Grosfillex, Oyonnax, France

FOREIGN PATENT DOCUMENTS

[73] Assignee: Grosfillex Sarl, Oyonnax, France

1104 of 1875 United Kingdom 47/71
2064935 6/1981 United Kingdom 47/73

[**] Term: 14 Years

Primary Examiner—Louis S. Zarfes
Assistant Examiner—Monica A. Hannon
Attorney, Agent, or Firm—Dowell & Dowell

[21] Appl. No.: 15,275

[22] Filed: Nov. 12, 1993

[57] CLAIM

[30] Foreign Application Priority Data

The ornamental design for a combined flower pot with fill spout, as shown and described.

May 14, 1993 [XH] Hague Agreement DMA/002151

[52] U.S. Cl. D11/155; D11/144

DESCRIPTION


[58] Field of Search D7/509, 523, 547, 590, D7/591; D9/452, 453, 454, 455, 456, 417, 431, 433; D11/143, 145, 146, 148, 152, 153, 154, 155, 156, 164; 47/41.11, 41.12, 41.13, 41.14, 41.15, 66 A, 66 B, 66 C, 66 D, 66 I, 66 MD, 69 T, 79, 67, 68, 69, 70, 71, 72, 73, 74, 75, 76, 77, 78; 362/161, 162, 163; 431/126, 288, 289, 291

FIG. 1 is a front perspective view of a combined flower pot with fill spout showing my new design;
FIG. 2 is a front perspective view thereof with the fill spout open;
FIG. 3 is a front elevational view with the fill spout open;
FIG. 4 is a left side view with the fill spout open;
FIG. 5 is a right side view with the fill spout open;
FIG. 6 is a rear elevational view thereof;
FIG. 7 is a top plan view thereof; and,
FIG. 8 is a bottom plan view thereof.

[56] References Cited

U.S. PATENT DOCUMENTS

D. 118,230 10/1939 Fader .
D. 252,869 9/1979 Dziejewski .






FIG. 1




FIG. 2




FIG. 3




FIG. 4



FIG. 5



FIG. 6




FIG. 7




FIG. 8