



US00D360141S

United States Patent [19]
Scheufele

[11] **Patent Number: Des. 360,141**
[45] **Date of Patent: ** Jul. 11, 1995**

[54] **WATCH AND BRACELET**

D. 327,444 6/1992 Murakami D10/30 X

[75] **Inventor: Karl-Friedrich Scheufele,**
Prangins/Vaud, Switzerland

[73] **Assignee: Le Petit-Fils De L.U. Chopard & Cie**
S.A., Meyrin, Switzerland

[**] **Term: 14 Years**

[21] **Appl. No.: 770,954**

[22] **Filed: Oct. 2, 1991**

[30] **Foreign Application Priority Data**

Apr. 4, 1991 [XH] Hague Agreement 16/8141

[52] **U.S. Cl. D10/32; D10/39;**
D10/126

[58] **Field of Search D10/1-29,**
D10/30-39, 40, 122-132; 368/82-84, 239-242,
276, 277, 280-282, 285, 318, 322, 323

[56] **References Cited**

U.S. PATENT DOCUMENTS

D. 289,740 5/1987 Ketner D10/30
D. 326,229 5/1992 St. Dizier D10/32

OTHER PUBLICATIONS

European Jeweler, Jan. 1988, p. 64 (see circled
watched, lower right).

Jeweler's Circular-Keystone, Oct. 1985, p. 124 (see
circled watch—lower right).

Swiss Watch & Jewelry Journal, Feb. 1988, p. 345, See
watch center page.

Primary Examiner—Martie Thompson

Attorney, Agent, or Firm—McGlew and Tuttle

[57] **CLAIM**

The ornamental design for a watch and bracelet, as
shown and described.

DESCRIPTION

FIG. 1 is a top plan view of a watch and bracelet show-
ing my new design;

FIG. 2 is a bottom plan view;


FIG. 3 is a right front perspective view;

FIG. 4 is a right side elevational view;

FIG. 5 is a left side elevational view;

FIG. 6 is a rear elevational view; and,

FIG. 7 is a front elevational view thereof.



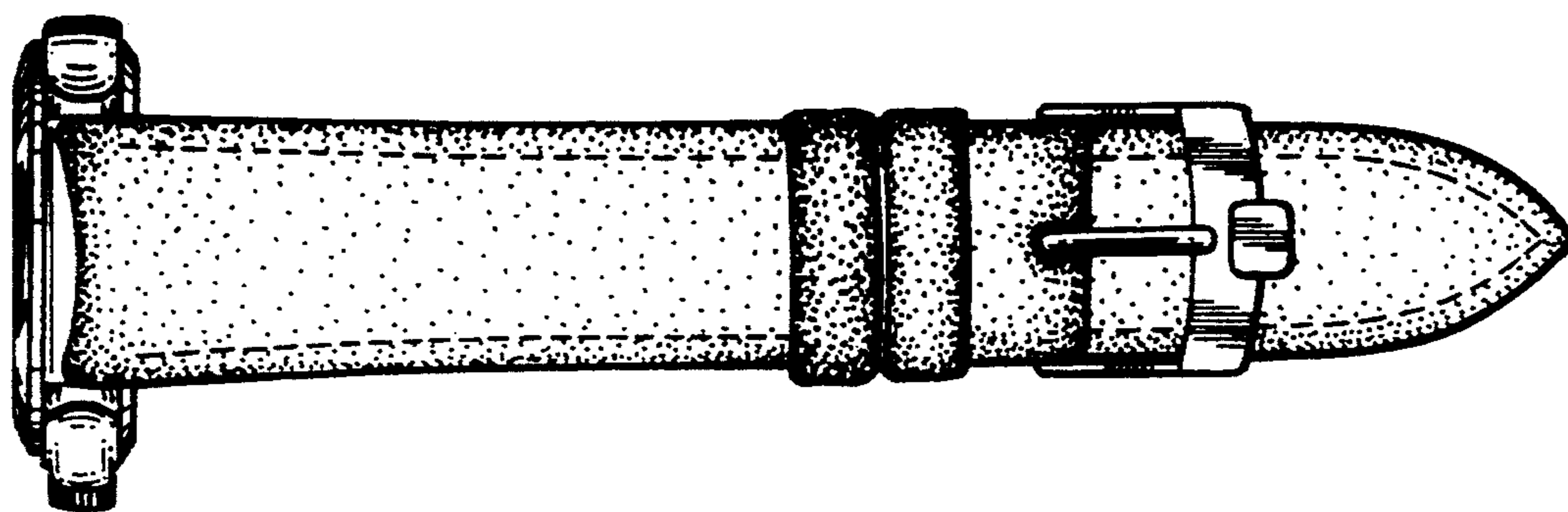


FIG. 1

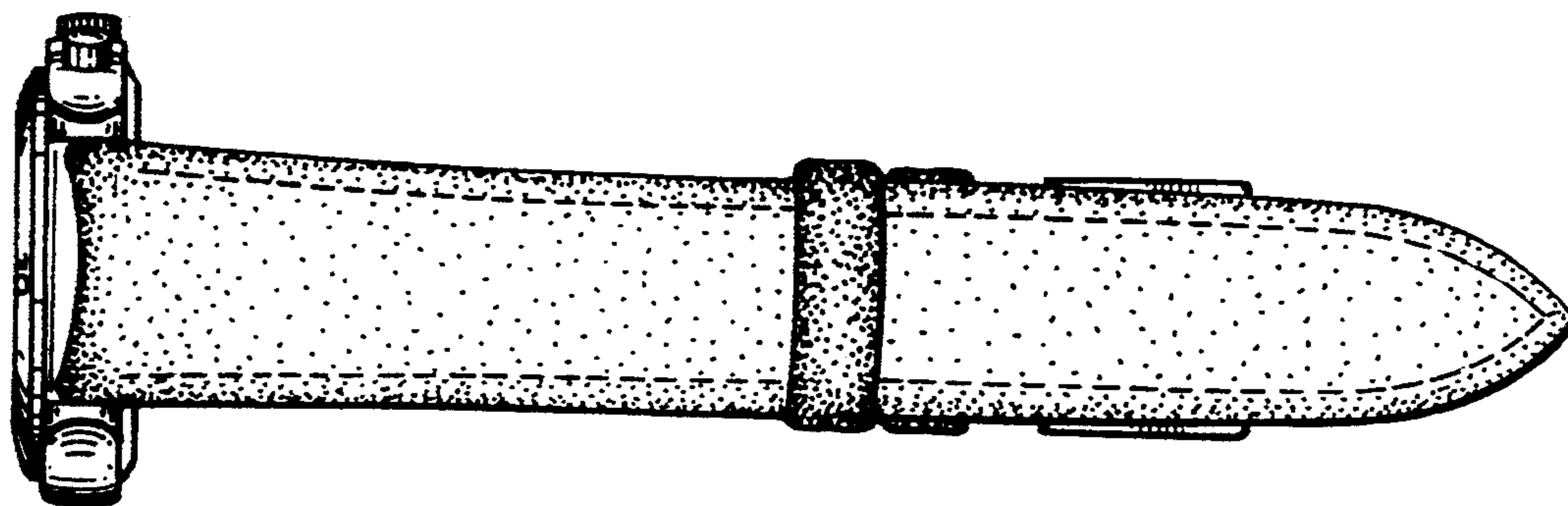


FIG. 2

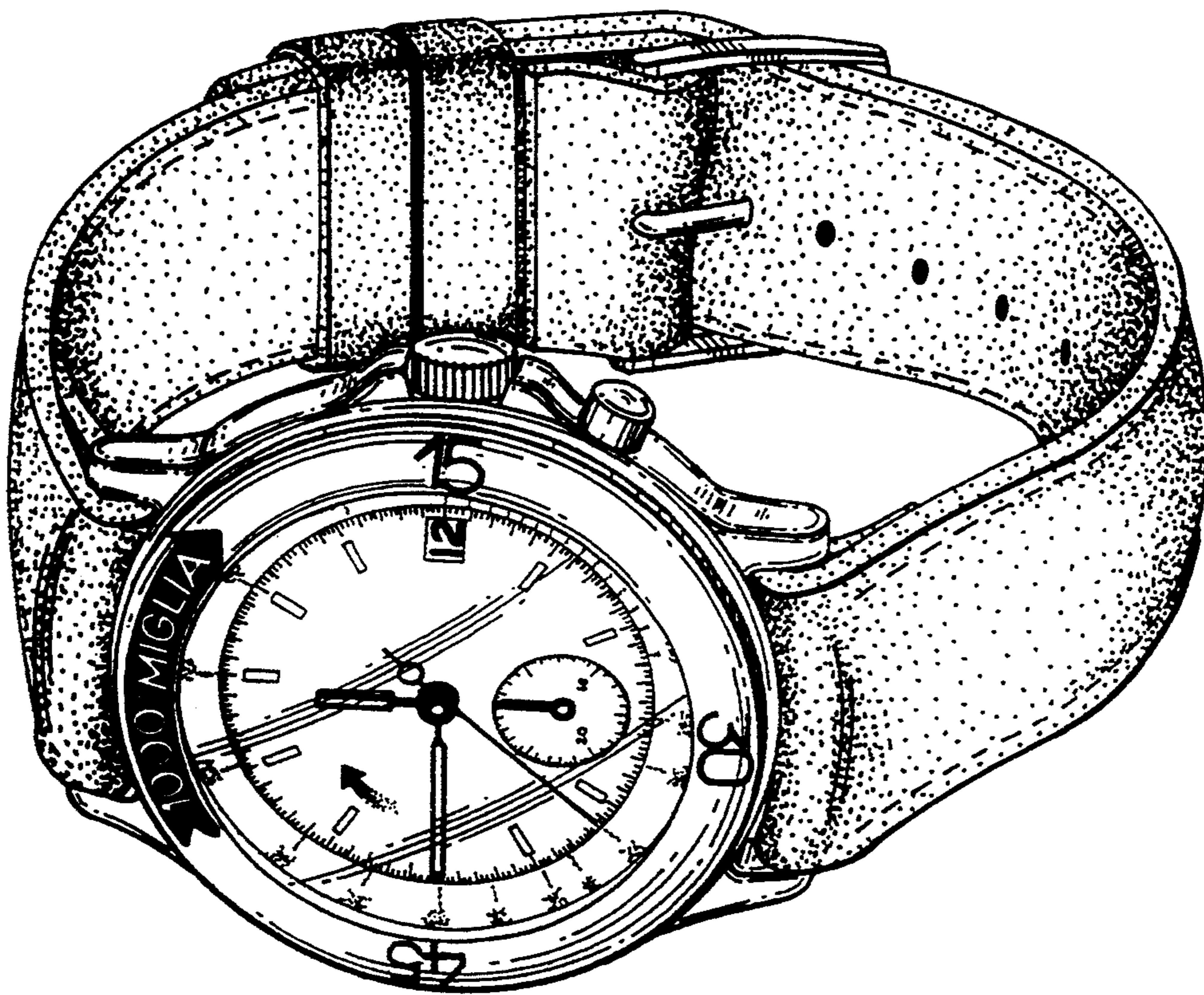


FIG. 3




FIG. 4



FIG. 5

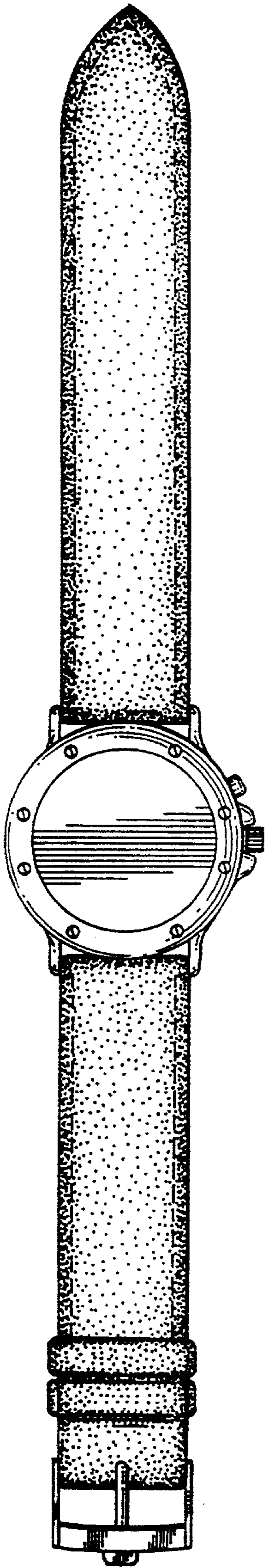


FIG. 6




FIG. 7