



US00D360127S

United States Patent [19]

[11] Patent Number: **Des. 360,127**

Stiner

[45] Date of Patent: **** Jul. 11, 1995**

[54] **HOOK FOR HOLDING AN AUTOMOBILE LIGHTER AND WIRES FOR A LIGHTER ADAPTER**

3,065,946	11/1962	Berkow	248/317
3,243,087	3/1966	Pulitzer	223/87
4,368,863	1/1983	Kolbe	248/214
4,453,655	6/1984	Smilow et al.	211/113 X
4,881,342	11/1989	Ferguson	47/47 R
4,903,922	2/1990	Hams, III	248/75

[76] Inventor: **Edward R. Stiner**, 345 Douglas St. North West, Warren, Ohio 44483

[**] Term: **14 Years**

Primary Examiner—James M. Gandy
Assistant Examiner—Holly Baynham

[21] Appl. No.: **24,628**

[57] **CLAIM**

[22] Filed: **Jun. 17, 1994**

The ornamental design for a hook for holding an automobile lighter and wires for a lighter adapter, as shown and described.

[52] U.S. Cl. **D8/367; D8/373; D8/356; D20/42**

[58] Field of Search **D8/373, 356, 1, 372, D8/367; 248/301, 304, 215, 339, 214, 75, 76, 902, 317; D6/323, 315, 328; 40/331, 322; D16/129; 223/87; D20/42; 211/113**

DESCRIPTION

[56] **References Cited**

U.S. PATENT DOCUMENTS

D. 264,789	6/1982	Zyla et al.	D6/315
D. 331,695	12/1992	O'Keefe	D8/356
2,403,834	7/1946	Streit	223/87

FIG. 1 is a front elevational view of the hook for holding an automobile lighter and wires for a lighter adapter showing my new design;
FIG. 2 is a rear elevational view thereof;
FIG. 3 is a left side elevational view thereof;
FIG. 4 is a right side elevational view thereof;
FIG. 5 is a top plan view thereof; and,
FIG. 6 is a bottom plan view thereof.

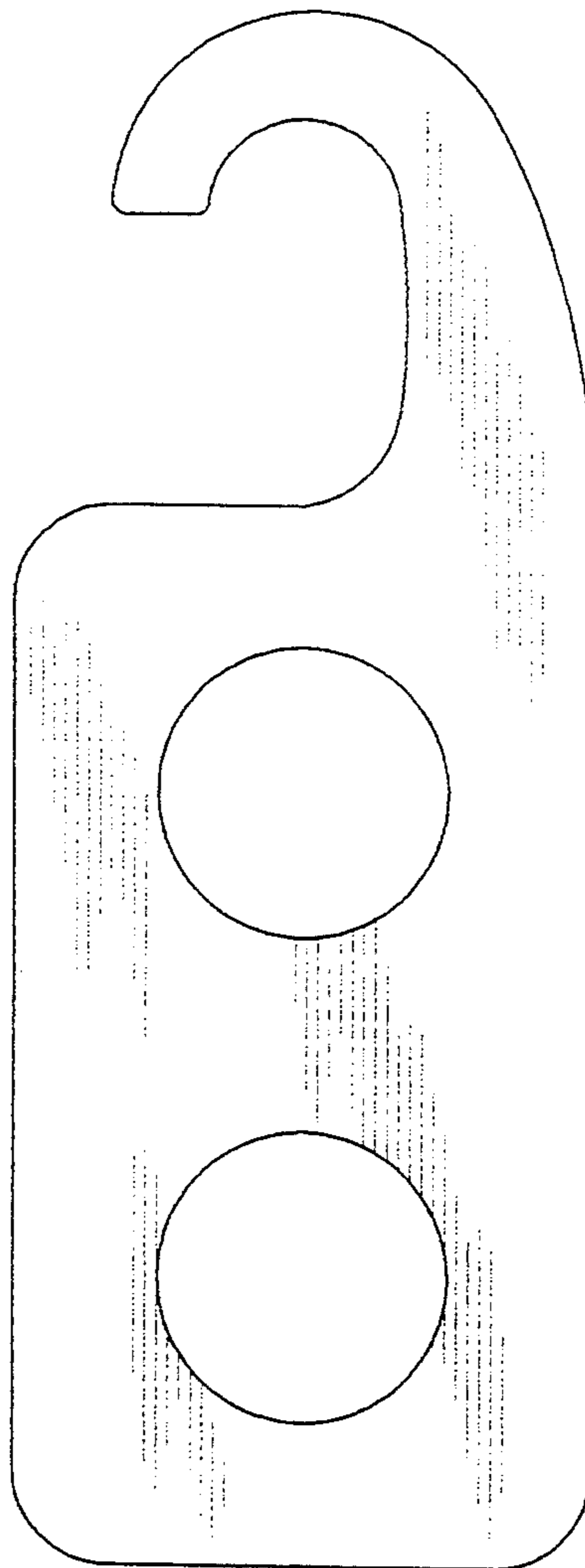


FIG. 1

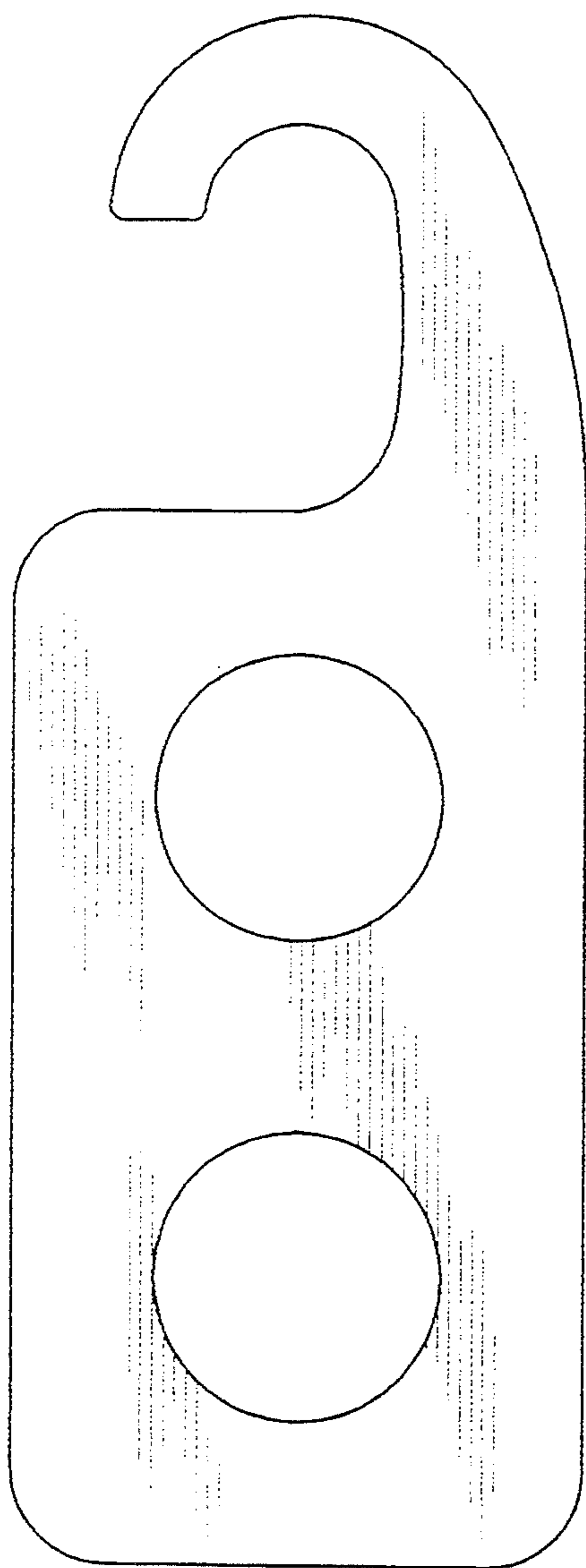


FIG. 2

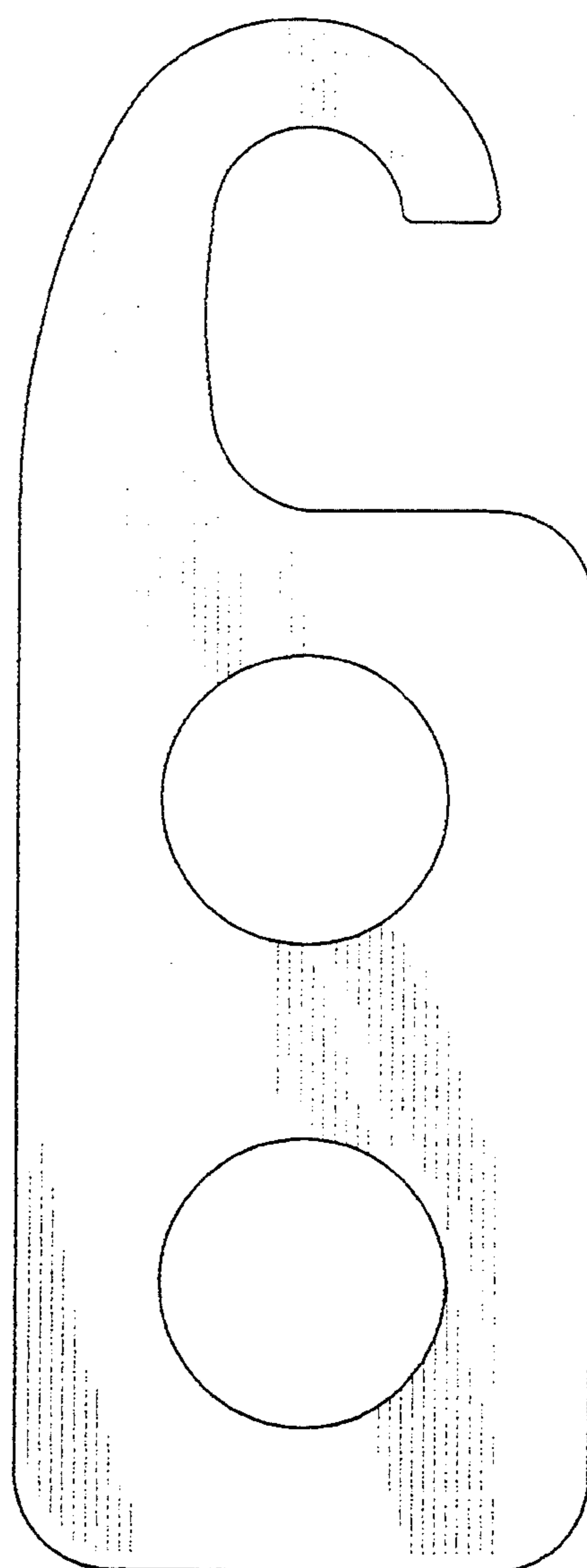


FIG. 3




FIG. 4



FIG. 5




FIG. 6

