



US00D360123S

United States Patent [19]

[11] Patent Number: **Des. 360,123**

Shu

[45] Date of Patent: **** Jul. 11, 1995**

[54] HANDLE FOR A TOOL

[75] Inventor: **Yu-Tang Shu**, Taichung Hsien, Taiwan

[73] Assignee: **Li-Tsu Lin**, Taichung, Taiwan

[**] Term: **14 Years**

[21] Appl. No.: **22,866**

[22] Filed: **May 13, 1994**

[52] U.S. Cl. **D8/197; D8/83**

[58] Field of Search **D8/107, 14, 82, 83, D8/85, 87, DIG. 7; 81/436, 489, 439, 440, 177.1; 16/110 R, DIG. 19**

2,479,508 8/1949 Perkins 81/177.1
 2,609,851 9/1952 Hadfield 81/177.1
 3,173,462 3/1965 Koepfel 81/177.1
 3,586,080 6/1971 Slany 81/177.1
 5,052,253 10/1991 Lin 81/489

Primary Examiner—Prabhakar G. Deshmukh
Assistant Examiner—Philip Hyder
Attorney, Agent, or Firm—Oblon, Spivak, McClelland, Maier & Neustadt

[57] CLAIM

The ornamental design for a handle for a tool, as shown and described.


DESCRIPTION

FIG. 1 is a perspective view of handle for a tool showing my new design;
 FIG. 2 is a front elevational view thereof;
 FIG. 3 is a rear elevational view thereof;
 FIG. 4 is a left side elevational view thereof;
 FIG. 5 is a right side elevational view thereof;
 FIG. 6 is a top plan view thereof; and,
 FIG. 7 is a bottom plan view thereof.

[56] **References Cited**

U.S. PATENT DOCUMENTS

D. 135,918 7/1943 Magee D8/82
 D. 255,091 5/1980 Kanold D8/83
 D. 275,932 10/1984 Himbert D8/83
 D. 335,074 4/1993 Hahn D8/107
 D. 338,385 8/1993 Shu D8/83






FIG. 1




FIG. 2




FIG. 3




FIG.4




FIG.5

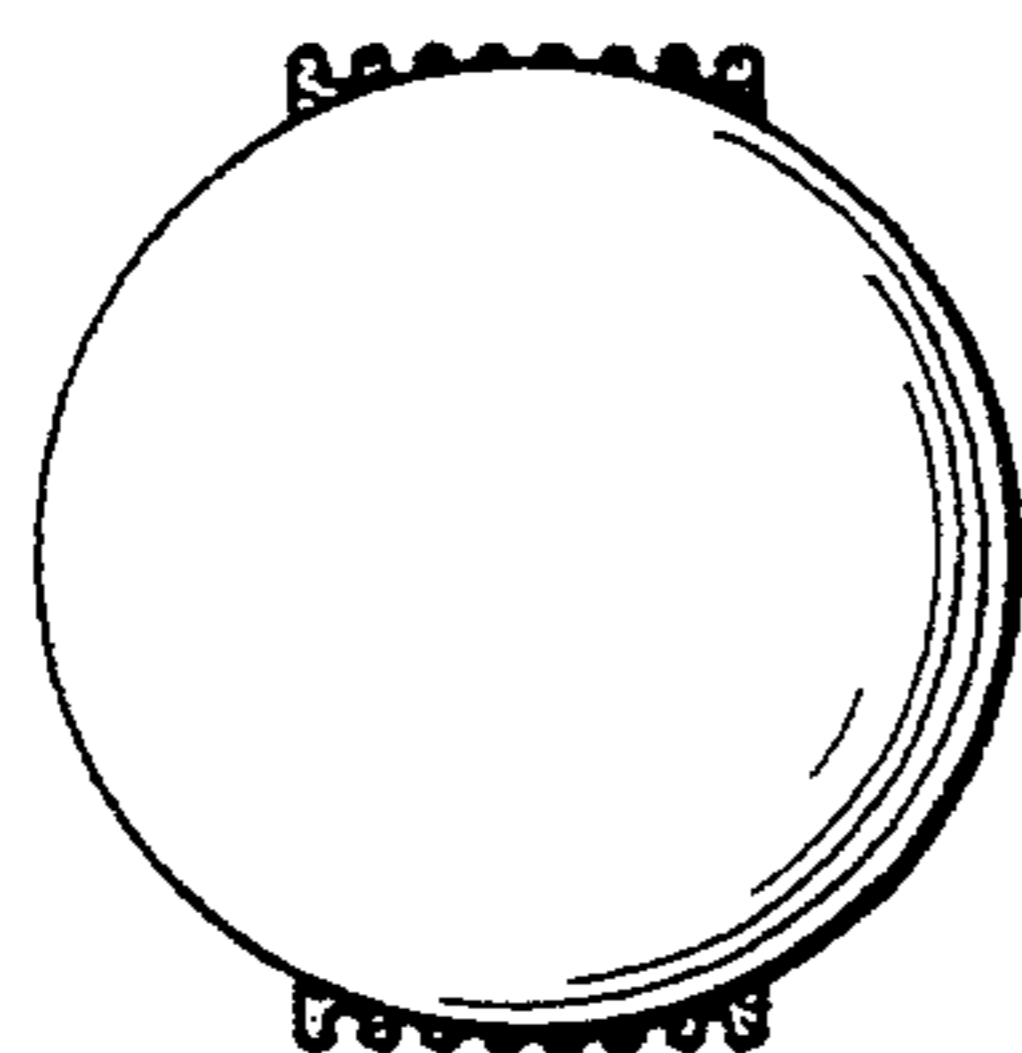


FIG. 6

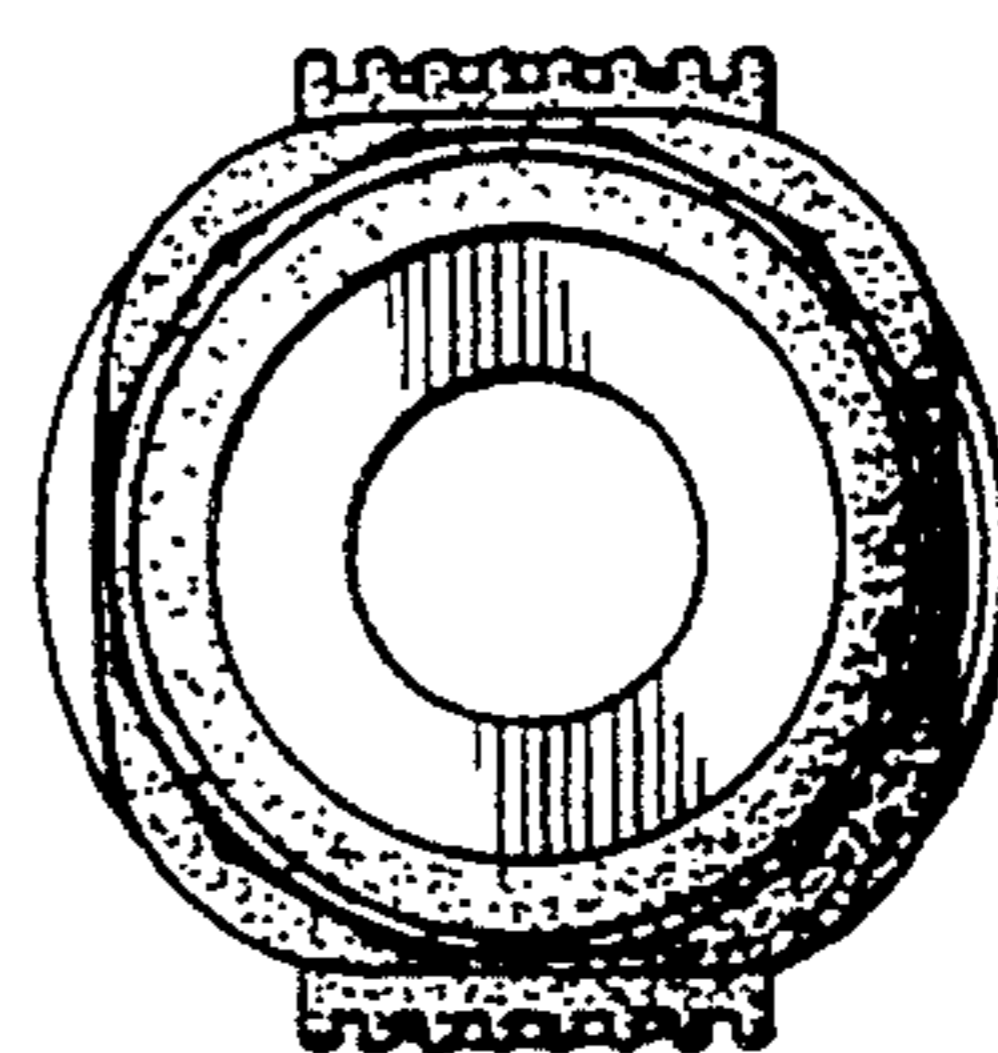


FIG. 7