



US00D360111S

United States Patent [19]

[11] Patent Number: **Des. 360,111**

Kearney

[45] Date of Patent: **** Jul. 11, 1995**

[54] **FOOD SERVICE TRAY WITH SOUP BOWL**

[75] Inventor: **Robert L. Kearney, Lilburn, Ga.**

[73] Assignee: **Plas-Tique Products, Inc., Stone Mountain, Ga.**

[**] Term: **14 Years**

[21] Appl. No.: **17,678**

[22] Filed: **Jan. 19, 1994**

[52] U.S. Cl. **D7/553; D7/555; D9/347**

[58] Field of Search **D7/550, 551, 553, 554, D7/555, 556, 557, 563, 564, 506, 515, 571, 559, 544, 578, 355, 558, 505, 590, 601, 602, 543, 501; 229/904; 220/555, 556, 575; D9/347**

[56] **References Cited**

U.S. PATENT DOCUMENTS

Re. 24,233	10/1956	Goldberg	229/904
D. 122,589	9/1940	Bastress	D9/347 X
D. 132,425	7/1942	Erickson	.	
D. 159,454	7/1950	Waltman	D44/10
D. 172,271	5/1954	Despres	D44/10
D. 194,155	6/1962	Gottsegen	D44/10
D. 194,474	1/1963	Gottsegen	D44/10
D. 195,682	7/1963	Grogel	D44/10
D. 198,804	3/1964	Stevens	D44/10
D. 201,454	2/1965	Lindstrom	D44/10
D. 204,475	4/1965	Mackay	D9/347 X
D. 206,761	3/1967	Kirwan	D44/10
D. 206,762	1/1967	Kirwan	D7/553
D. 206,763	5/1967	Kirwan	D44/10
D. 214,075	3/1969	Pregont	D44/10
D. 216,869	1/1970	Britt	.	
D. 226,125	1/1973	Robinson	D9/347
D. 235,499	9/1975	Day	D7/38
D. 257,914	11/1981	Wooters	D7/553 X

D. 268,317	6/1983	Wyatt, Jr.	D7/99
D. 271,932	4/1983	Mosley	D7/38
D. 276,201	6/1984	Wolff	D7/38
D. 280,060	8/1985	Holzkopf	D7/38
D. 292,768	11/1987	Kearney	D7/38
D. 316,359	8/1991	Anderson	D7/549
D. 335,796	5/1993	Barnes	D9/347
D. 338,135	6/1993	Anderson	D7/553
D. 338,808	7/1993	Anderson	D7/553
D. 353,515	12/1994	Anderson	D7/555 X

OTHER PUBLICATIONS

Boilable Compartment Tray, Restaurant Equipment Dealer by Silite, Jul. 1958 p. 73.

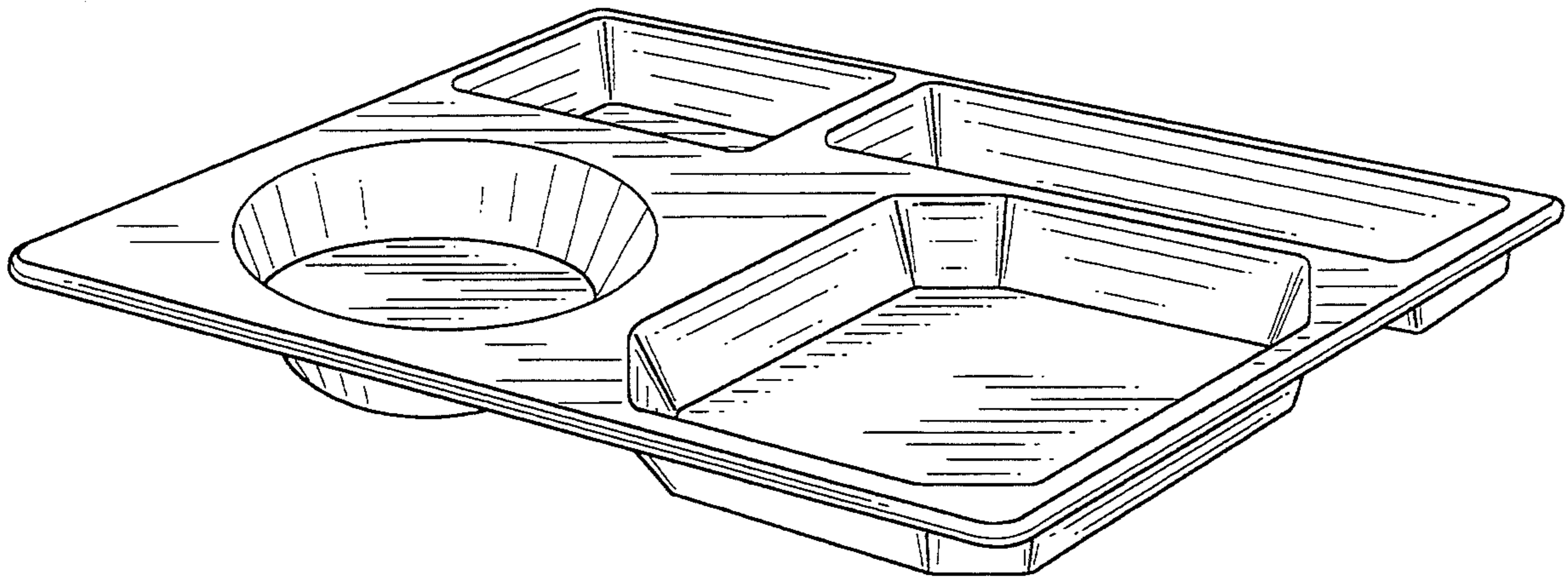
Primary Examiner—Alan P. Douglas
Assistant Examiner—M. N. Pandozzi
Attorney, Agent, or Firm—Donald R. Comuzzi; Christopher L. Makay

[57] **CLAIM**

The ornamental design for a food service tray with soup bowl, as shown.

DESCRIPTION

FIG. 1 is a perspective view of the food service tray with soup bowl of this invention;
FIG. 2 is a top plan view of the food service tray with soup bowl of FIG. 1;
FIG. 3 is a left side elevation view of the food service tray with soup bowl of FIG. 1;
FIG. 4 is a front elevation view of the food service tray with soup bowl of FIG. 1;
FIG. 5 is a right side elevation of the food service tray with soup bowl of FIG. 1;
FIG. 6 is a rear elevation view of the food service tray with soup bowl of FIG. 1; and,
FIG. 7 is a bottom plan view of the food service tray with soup bowl of FIG. 1.



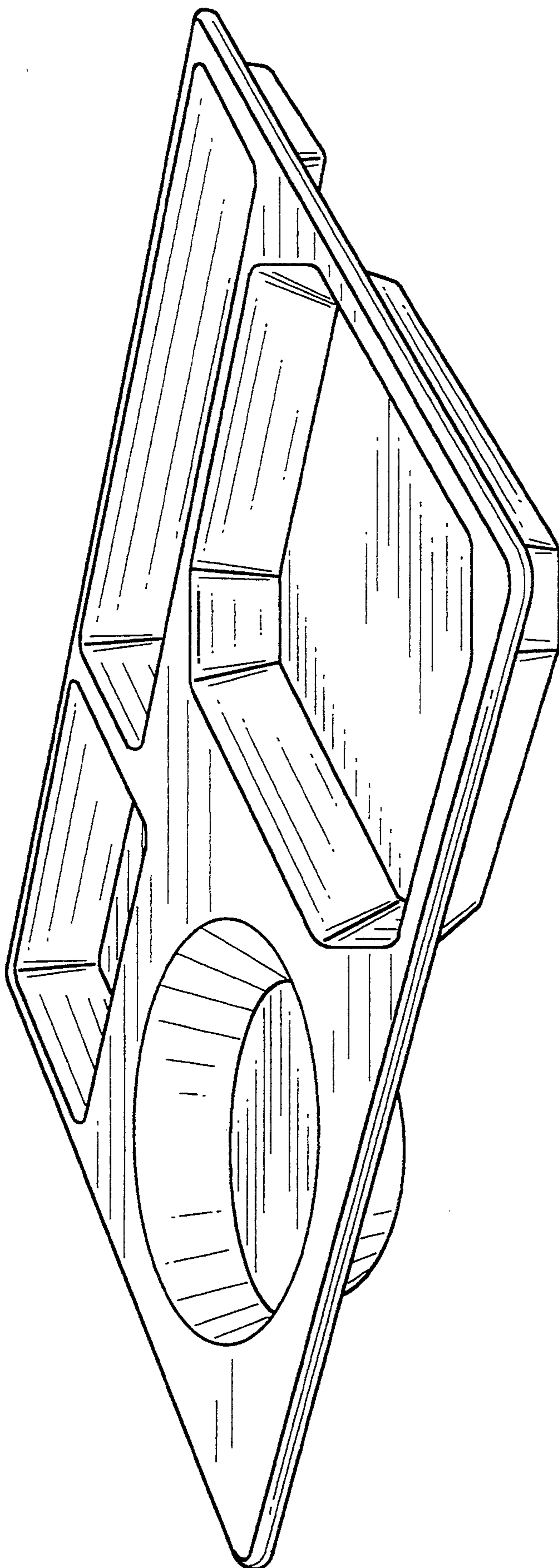


Fig. 1

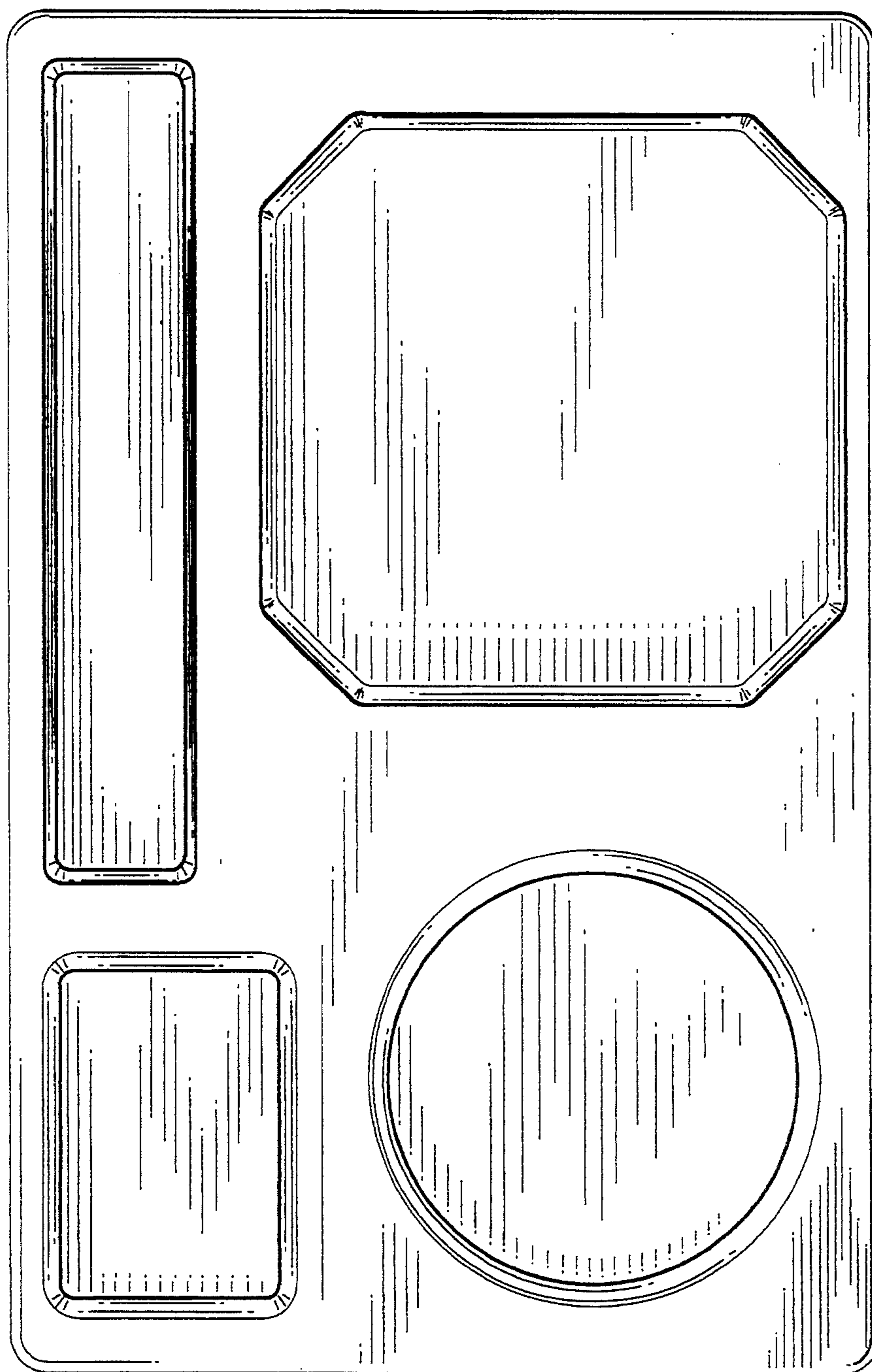


Fig. 2




Fig. 3




Fig. 4




Fig. 5




Fig. 6

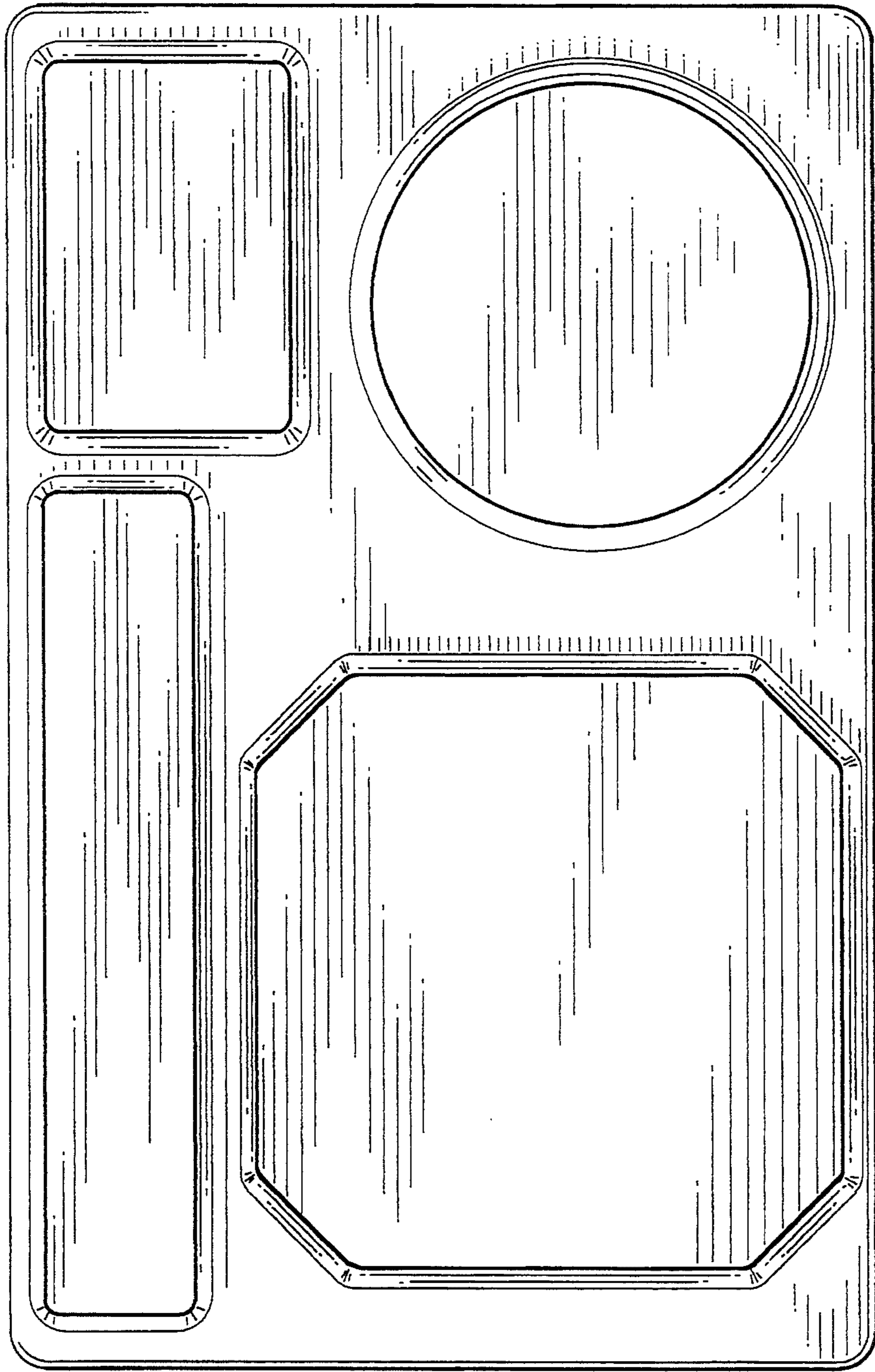


Fig. 7