



US00D360099S

**United States Patent** [19]

[11] **Patent Number: Des. 360,099**

**Wu**

[45] **Date of Patent: \*\* Jul. 11, 1995**

[54] **AUDIO & VIDEO CASE STAND**

**OTHER PUBLICATIONS**

[76] **Inventor:** **Ming-chou Wu**, 44 Ren her lane, ding fan li, lu gang town, Jung huan county,

Home Decorator Collection Catalogue, "Manhattan CD Tower" p. 23.

[\*\*] **Term:** **14 Years**

*Primary Examiner*—Alan P. Douglas  
*Assistant Examiner*—S. Snapp  
*Attorney, Agent, or Firm*—Pro-Techtor International

[21] **Appl. No.:** **11,703**

[57] **CLAIM**

[22] **Filed:** **Aug. 11, 1993**

The ornamental design for an audio & video case stand, as shown and described.

[52] **U.S. Cl.** ..... **D6/629; D6/407**

[58] **Field of Search** ..... **D6/396, 405, 407, 462, D6/466, 467, 468, 626, 629, 630; D14/120, 121; D19/75, 76, 91; 211/40, 41, 42; 206/387**

**DESCRIPTION**

[56] **References Cited**

**U.S. PATENT DOCUMENTS**

- D. 333,225 2/1993 Robinson ..... D6/407
- D. 352,415 11/1994 Koziol ..... D6/630

FIG. 1 is a front (same as rear) elevational view of a audio & video case stand showing my new design;  
FIG. 2 is a right side (same as left side) elevational view;  
FIG. 3 is a top plan view;  
FIG. 4 is a bottom plant view; and,  
FIG. 5 is a top, front and right side perspective view thereof.

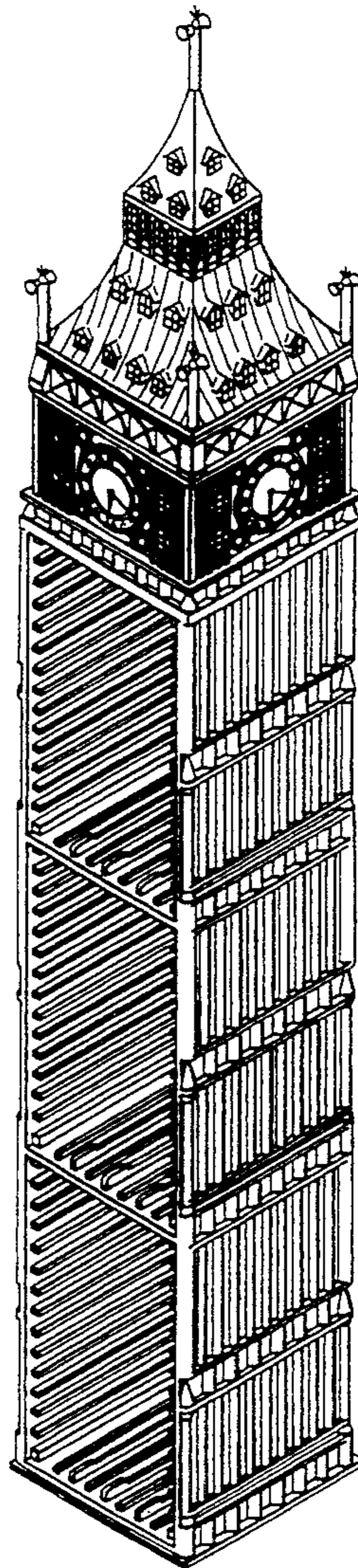


FIG. 2

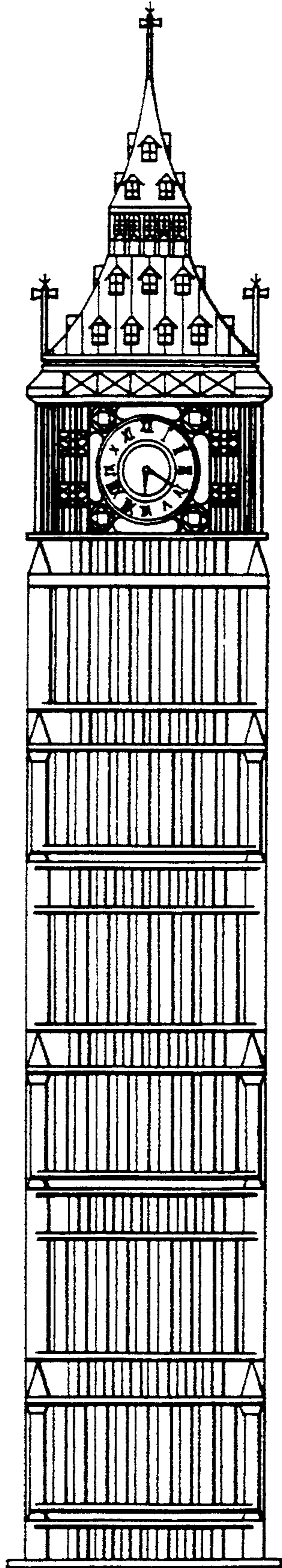
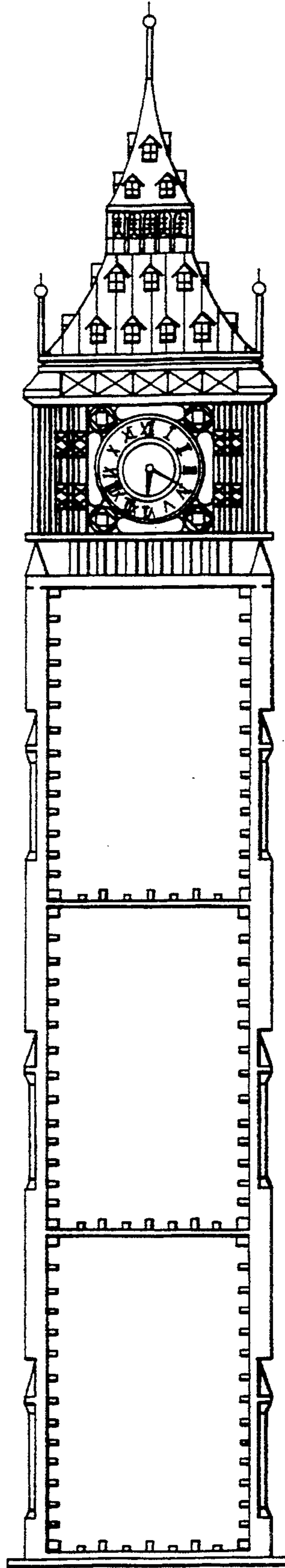


FIG. 1



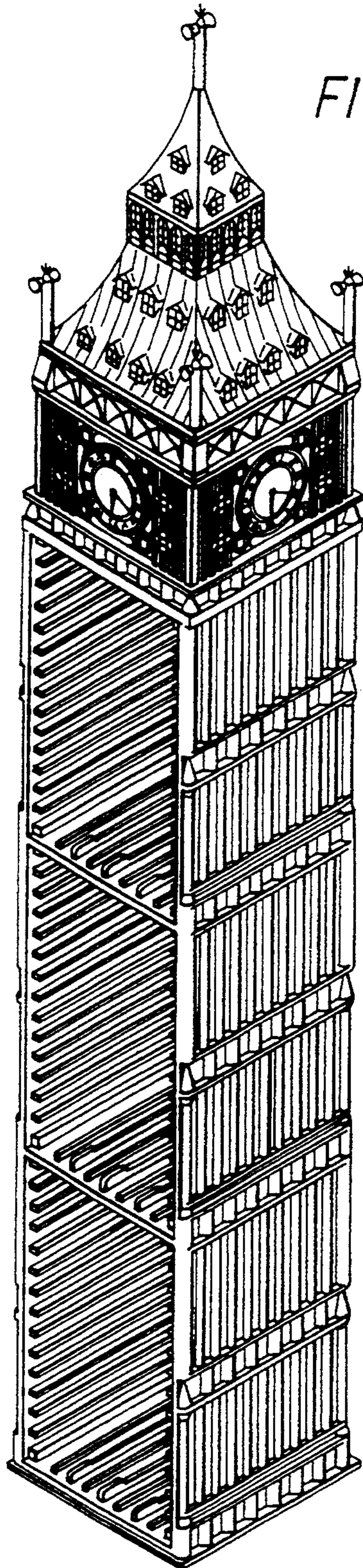


FIG. 5

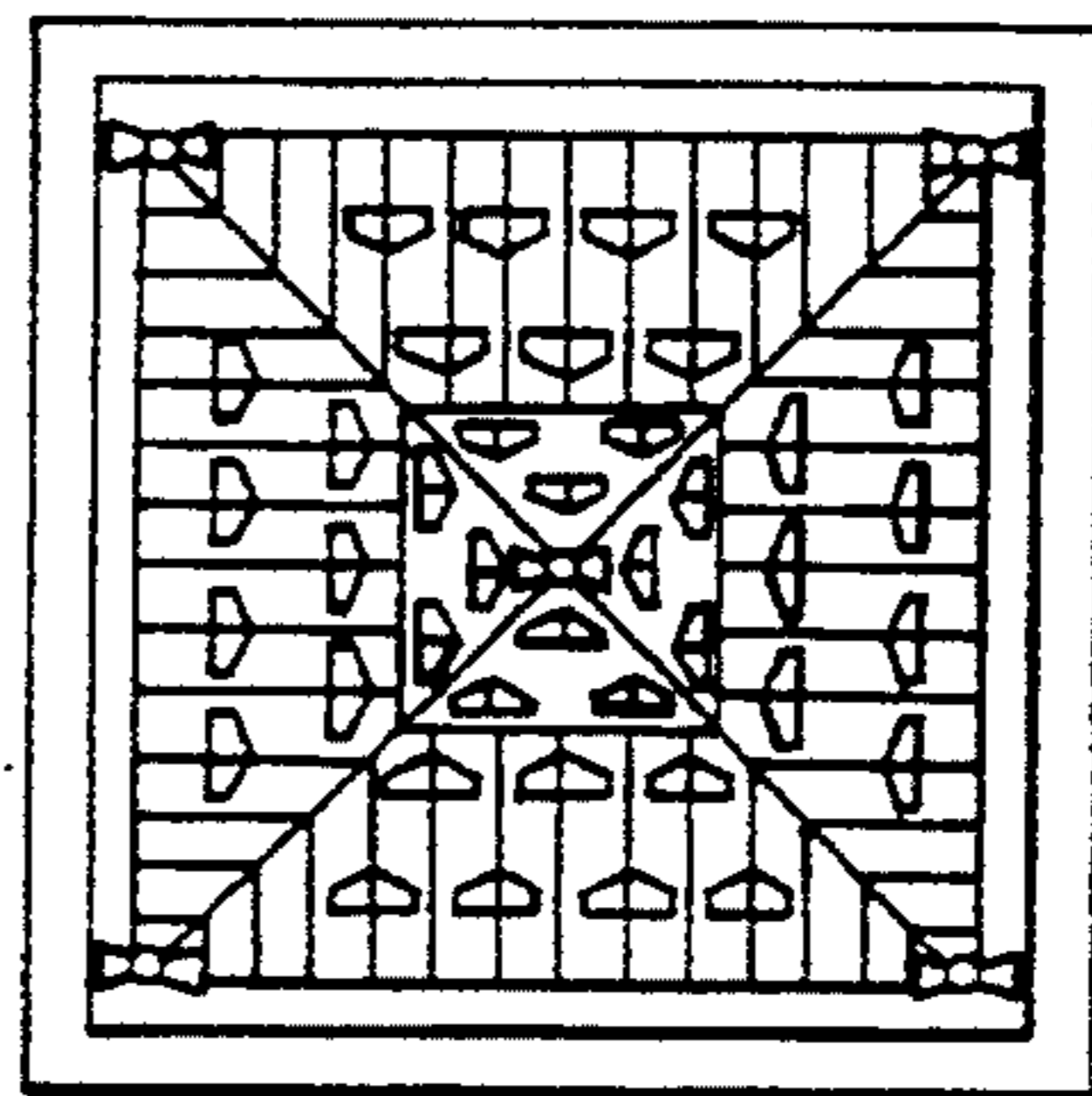


FIG. 3




FIG. 4