



US00D360079S

United States Patent [19]

[11] Patent Number: **Des. 360,079**

Hieronimus

[45] Date of Patent: **** Jul. 11, 1995**

[54] **CHAIR**

[75] Inventor: **Annie Hieronimus, Montagnieu, France**

[73] Assignee: **Cinna, Serrieres-de-Briord, France**

[**] Term: **14 Years**

[21] Appl. No.: **23,816**

[22] Filed: **Jun. 1, 1994**

[30] **Foreign Application Priority Data**

Dec. 1, 1993 [XH] Hague Agreement DM/028022

[52] **U.S. Cl.** **D6/334**

[58] **Field of Search** **D6/334, 335, 371, 373, D6/374, 375, 381, 500, 501, 502; 297/445**

[56] **References Cited**

U.S. PATENT DOCUMENTS

- D. 197,643 3/1964 Kramer D6/375 X
- D. 245,888 9/1977 Bellini D6/334
- D. 246,492 11/1977 Roset D6/334
- D. 252,782 9/1979 Roset D6/334
- D. 255,184 6/1980 Locher D6/375
- D. 257,087 9/1980 Roset D6/334
- D. 262,676 1/1982 Roset D6/334

- D. 278,287 4/1985 Giudici D6/381
- D. 280,365 9/1985 Hopfer D6/334
- D. 307,221 4/1990 Mudge D6/502
- D. 353,722 12/1994 Hieronimos D6/381

OTHER PUBLICATIONS

Illums Bolighos, May 1961, p. 47, Wing Chair #18185 shown.


Primary Examiner—Alan P. Douglas
Assistant Examiner—Gary D. Watson
Attorney, Agent, or Firm—Young & Thompson

[57] **CLAIM**

The ornamental design for a chair, as shown and described.

DESCRIPTION

FIG. 1 is a front and side perspective view of a chair showing my new design;
FIG. 2 is a front perspective view thereof;
FIG. 3 is a side perspective view thereof from the right of FIG. 2, the side perspective view thereof from the left of FIG. 2 being the mirror image of FIG. 3;
FIG. 4 is a rear perspective view thereof; and,
FIG. 5 is a top perspective view thereof.
The bottom of the chair is plain and unornamented.






Fig. 1




Fig. 2

Fig. 3





Fig. 4




Fig. 5