



US00D360065S

United States Patent [19]

[11] Patent Number: **Des. 360,065**

Werman

[45] Date of Patent: **** Jul. 11, 1995**

[54] **SHOE SOLE**

[76] Inventor: **Jonathan H. Werman**, 5111 NE. 30th Ave., Lighthouse Point, Fla. 33064

[**] Term: **14 Years**

[21] Appl. No.: **22,918**

[22] Filed: **May 16, 1994**

[52] U.S. Cl. **D2/953; D2/957**

[58] Field of Search **D2/896, 906, 908, 951, D2/953, 957-960; 36/25 R, 59 R, 59 C, 83, 84, 89, 100-107, 112-114, 132, 136**

3,018,571 1/1962 Doherty 36/59 C

Primary Examiner—Louis S. Zarfaz
Attorney, Agent, or Firm—John L. Welch

[57] CLAIM

The ornamental design for a shoe sole, as shown and described.

DESCRIPTION

FIG. 1 is a bottom plan view of the shoe sole according to my new design;

FIG. 2 is a left side elevational view thereof;

FIG. 3 is a right side elevational view thereof;

FIG. 4 is a front elevational view;

FIG. 5 is a rear elevational view thereof;

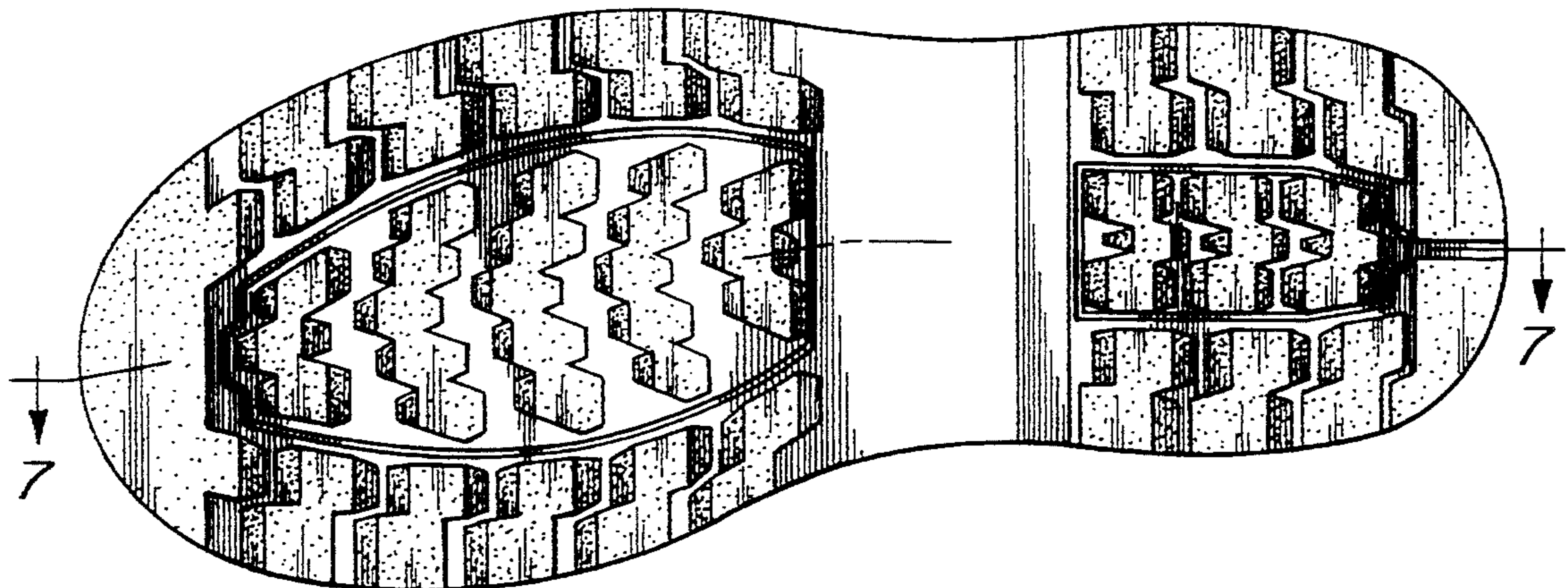
FIG. 6 is a top plan view thereof, the top being substantially plain and non-ornamental; and,

FIG. 7 is a cross-sectional view along the line 7—7 of FIG. 1.

[56] References Cited

U.S. PATENT DOCUMENTS

D. 185.953	8/1959	MacLeod	D2/953
D. 234.014	12/1974	Traver	D2/960 X
D. 266.287	9/1982	Blissett et al.	D2/957
2.408.214	9/1946	Husted	D2/953 X



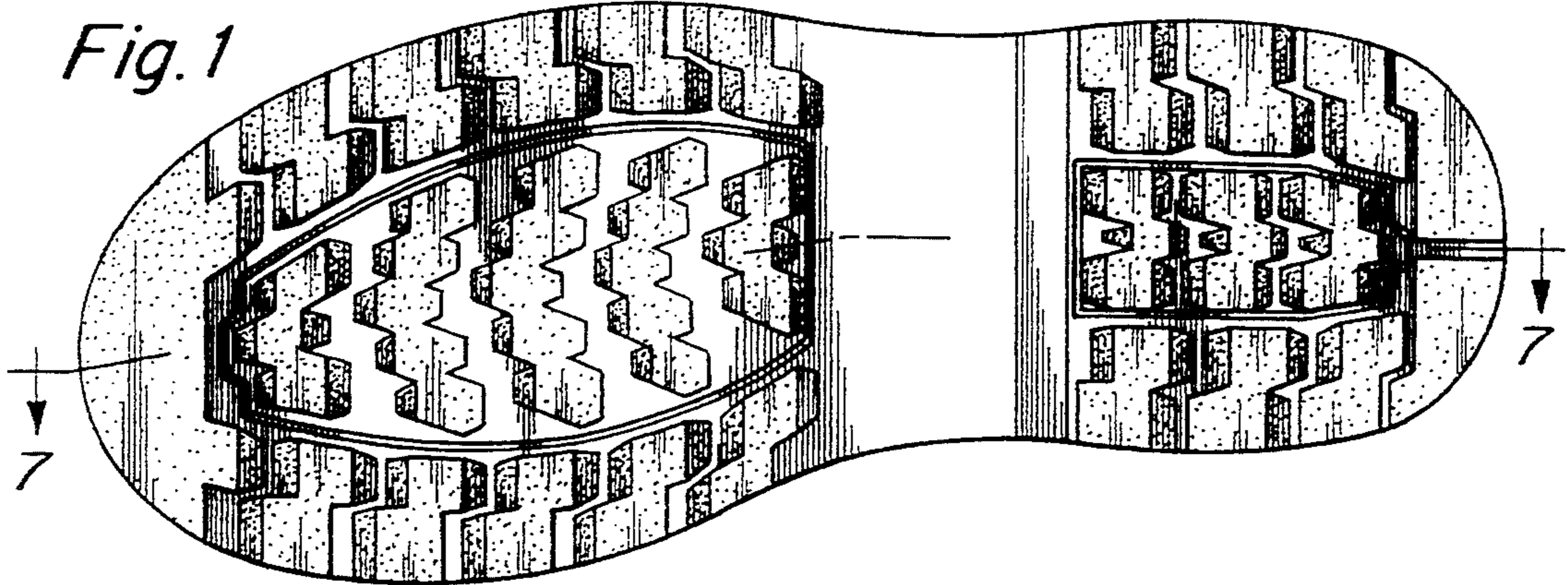


Fig. 2

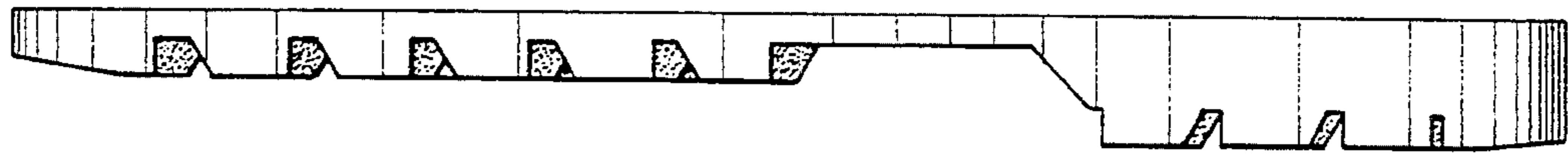


Fig. 3

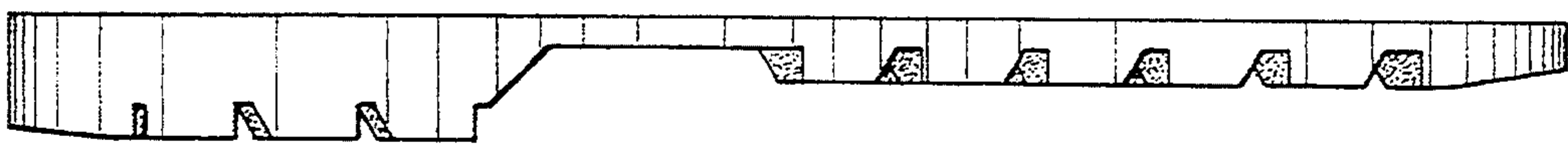


Fig. 4



Fig. 5

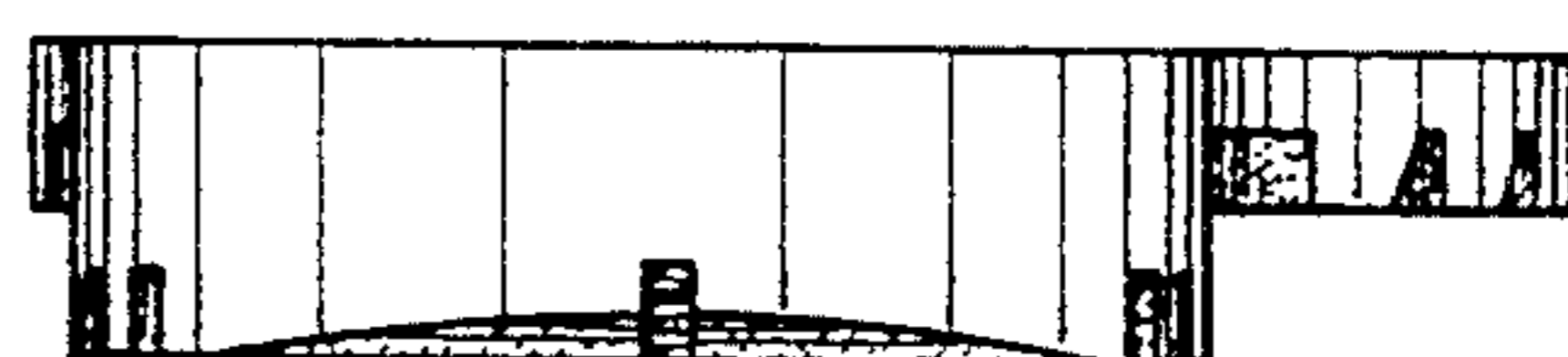
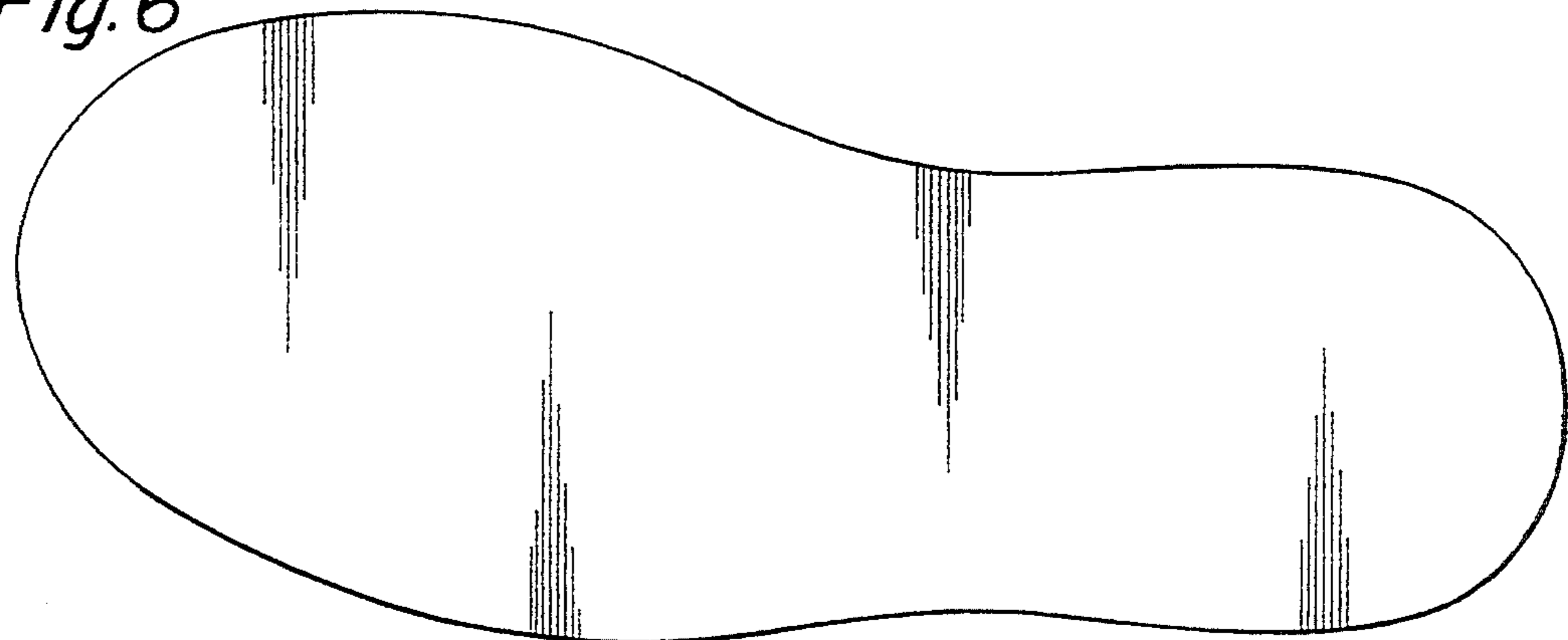


Fig. 6



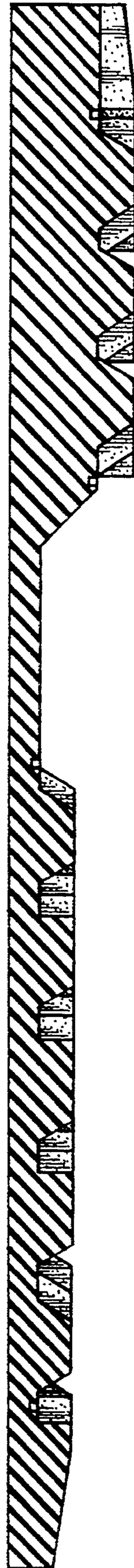


Fig. 7