



US00D360057S

United States Patent [19]

[11] Patent Number: **Des. 360,057**

Bow

[45] Date of Patent: **** Jul. 4, 1995**

[54] LIPSTICK CASE

[75] Inventor: **Clark F. Bow**, Morristown, Tenn.

[73] Assignee: **Anchor Advanced Products, Inc.**,
Morristown, N.J.

[**] Term: **14 Years**

[21] Appl. No.: **19,913**

[22] Filed: **Mar. 14, 1994**

[52] U.S. Cl. **D28/85**

[58] Field of Search **D28/7, 76, 77, 85;**
D9/529; 132/317, 318; 401/55, 59, 60, 82, 88,
95, 107, 108, 117; 206/385, 581, 235

3,809,102	5/1974	Ross	132/82 R
4,562,923	1/1986	Katada et al.	206/235
4,666,043	5/1987	Tahara	206/581
4,778,300	10/1988	French et al.	401/55
4,915,527	4/1990	Asano et al.	401/60

FOREIGN PATENT DOCUMENTS

924786	8/1947	France	401/60
1029760	6/1953	France	401/60
2687553	8/1993	France	401/88
418341	11/1934	United Kingdom	

Primary Examiner—Theodore M. Shooman

Assistant Examiner—C. Tuttle

Attorney, Agent, or Firm—Lerner, David, Littenberg,
Krumholz & Mentlik

[56] References Cited

U.S. PATENT DOCUMENTS

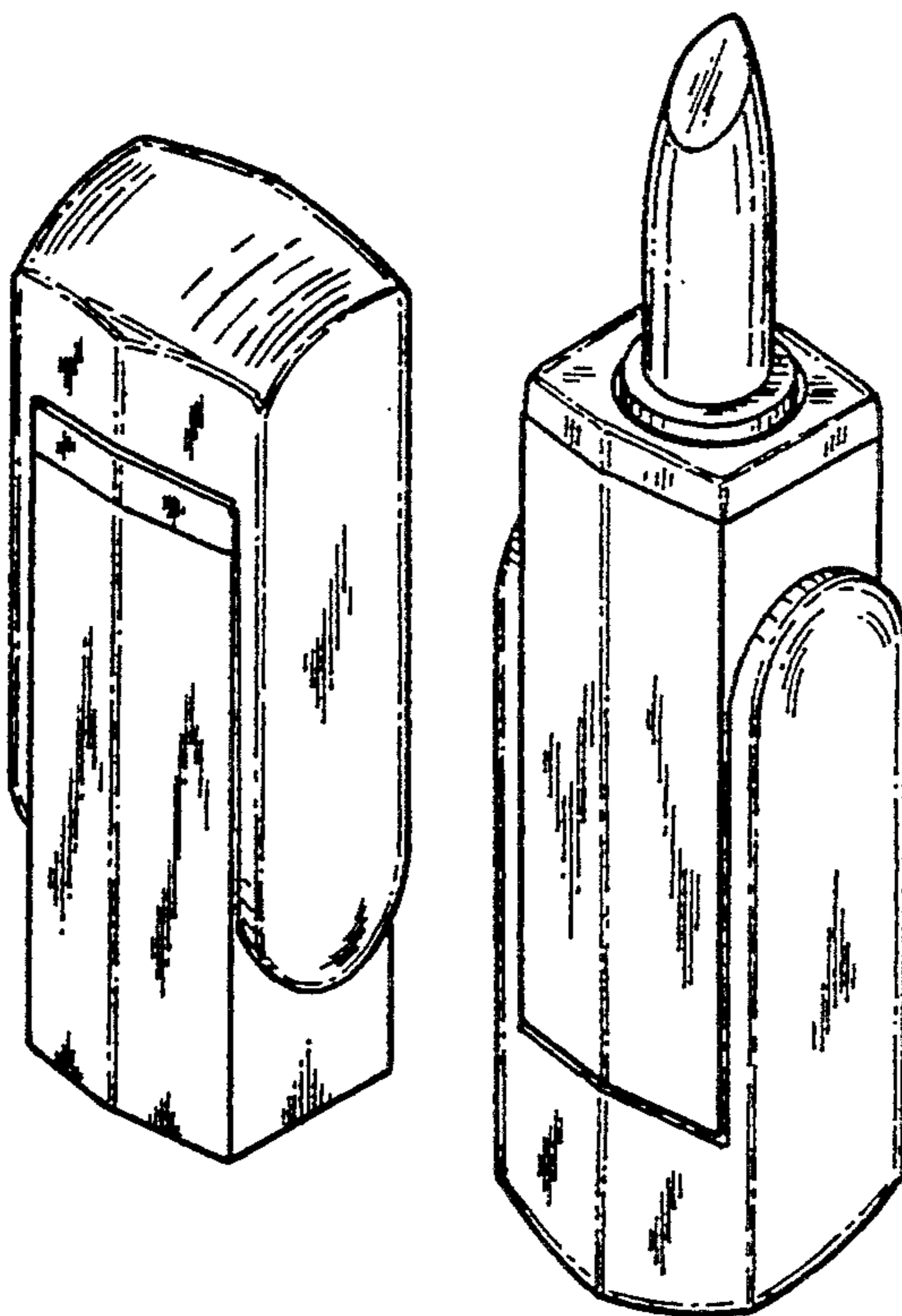
D. 197,368	1/1964	Sydowski	D28/85 X
D. 262,264	12/1981	Hadtke	D9/529 X
1,632,864	6/1927	Weber	.	
1,675,496	2/1928	Kasdan et al.	401/60
1,693,151	11/1928	Mayer	.	
1,750,983	3/1930	Zell	.	
1,967,301	7/1934	Ferris et al.	.	
2,085,822	7/1937	Mortier	.	
2,104,364	1/1938	Coryell	.	
2,486,073	10/1949	Sommer	.	
2,540,304	2/1951	Thomsen	.	
2,610,732	9/1952	Calhoun	.	
2,794,547	6/1957	Beach, Jr.	.	
2,951,584	9/1960	Bauer	.	
3,032,180	5/1962	Grisel	.	
3,493,308	2/1970	Sperry	401/59
3,588,262	6/1971	Gabler	401/50

[57] CLAIM

The ornamental design for a lipstick case, as shown and described.

DESCRIPTION

FIG. 1 is a front perspective view showing my new design for a lipstick case;
 FIG. 2 is a front perspective view thereof with the lid in a partially open position;
 FIG. 3 is a front perspective view thereof with the lid in the fully opened position;
 FIG. 4 is a front elevational view thereof;
 FIG. 5 is a right side elevational view thereof (the left side elevational view being a mirror image of this figure);
 FIG. 6 is a rear elevational view thereof;
 FIG. 7 is a top plan view thereof; and,
 FIG. 8 is a bottom plan view thereof.



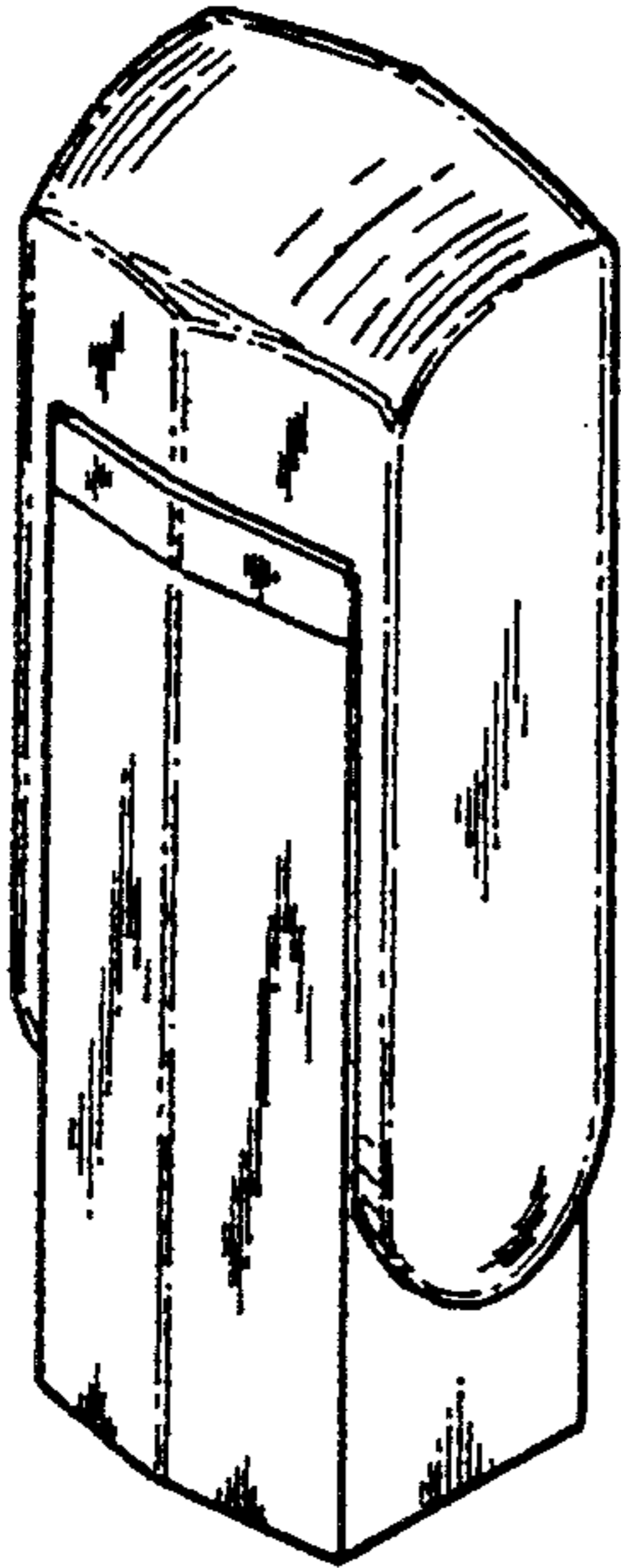


FIG. 1

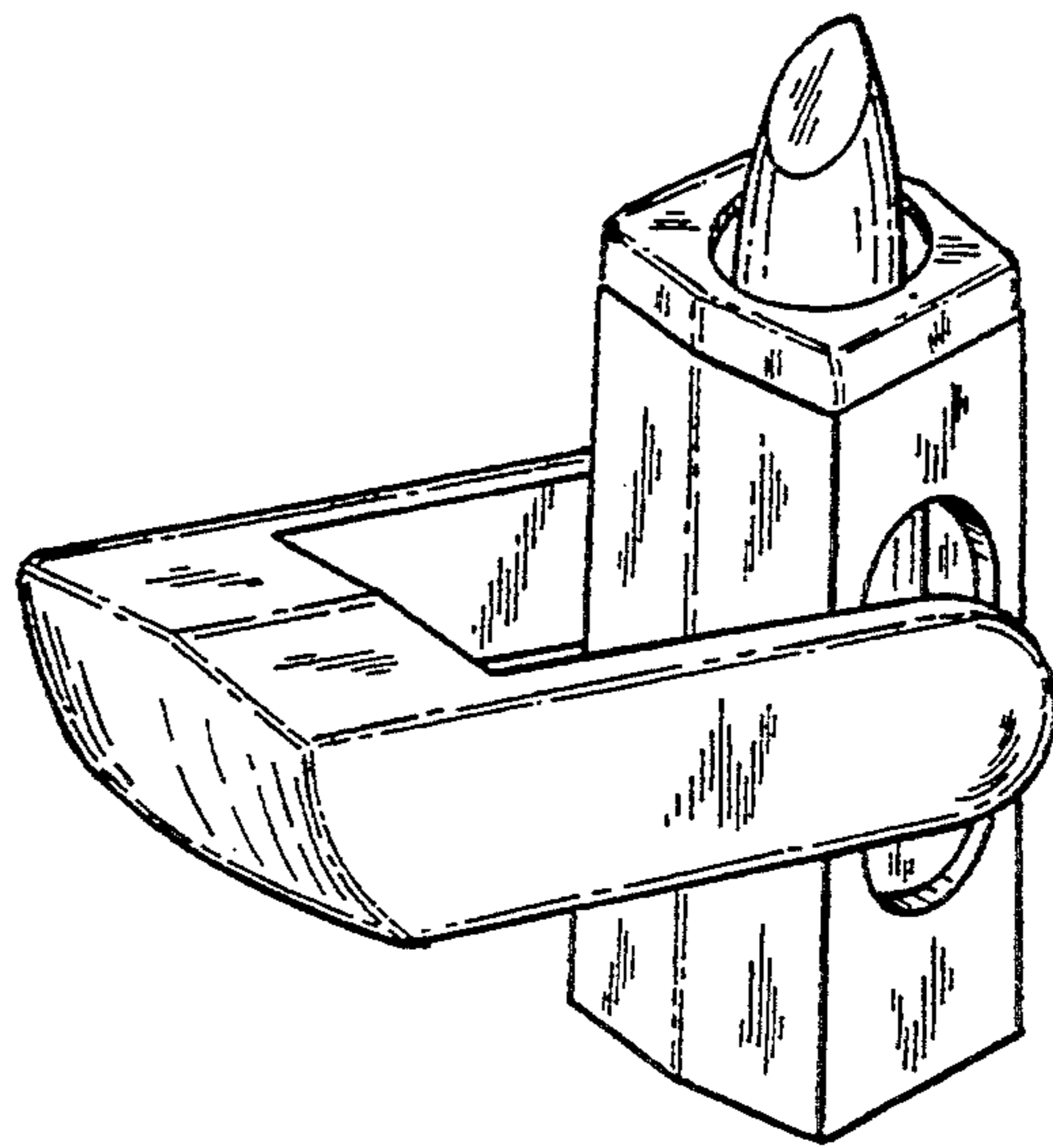


FIG. 2




FIG. 3



FIG. 4




FIG. 5




FIG. 6



FIG. 7



FIG. 8