



US00D360054S

United States Patent [19] Kip

[11] Patent Number: **Des. 360,054**
[45] Date of Patent: **** Jul. 4, 1995**

[54] **DRY SHAVER**

[75] Inventor: **Albart J. Kip**, Groningen,
Netherlands

[73] Assignee: **U.S. Philips Corporation**, New York,
N.Y.

[**] Term: **14 Years**

[21] Appl. No.: **17,983**

[22] Filed: **Jan. 26, 1994**

[30] **Foreign Application Priority Data**

Aug. 3, 1993 [WO] WIPO DM/026.913

[52] U.S. Cl. **D28/51**

[58] Field of Search D28/48-53;
30/34.05, 34.1, 34.2, 41.9, 43, 43.1-43.9, 43.91,
43.92, 42, 44, 45

[56] **References Cited**

U.S. PATENT DOCUMENTS

D. 217,525 5/1970 Haynes D28/49
D. 232,495 8/1974 Lane D28/49

D. 286,453 10/1986 Camens D28/49
D. 321,413 11/1991 Elkerbout D28/51
D. 325,449 4/1992 Elkerbout D28/49
D. 341,003 11/1993 Muramatsu et al. D28/49
D. 343,025 1/1994 Sulik D28/49
D. 344,156 2/1994 Muramatsu et al. D28/50
D. 351,926 10/1994 Nakashima et al. D28/49

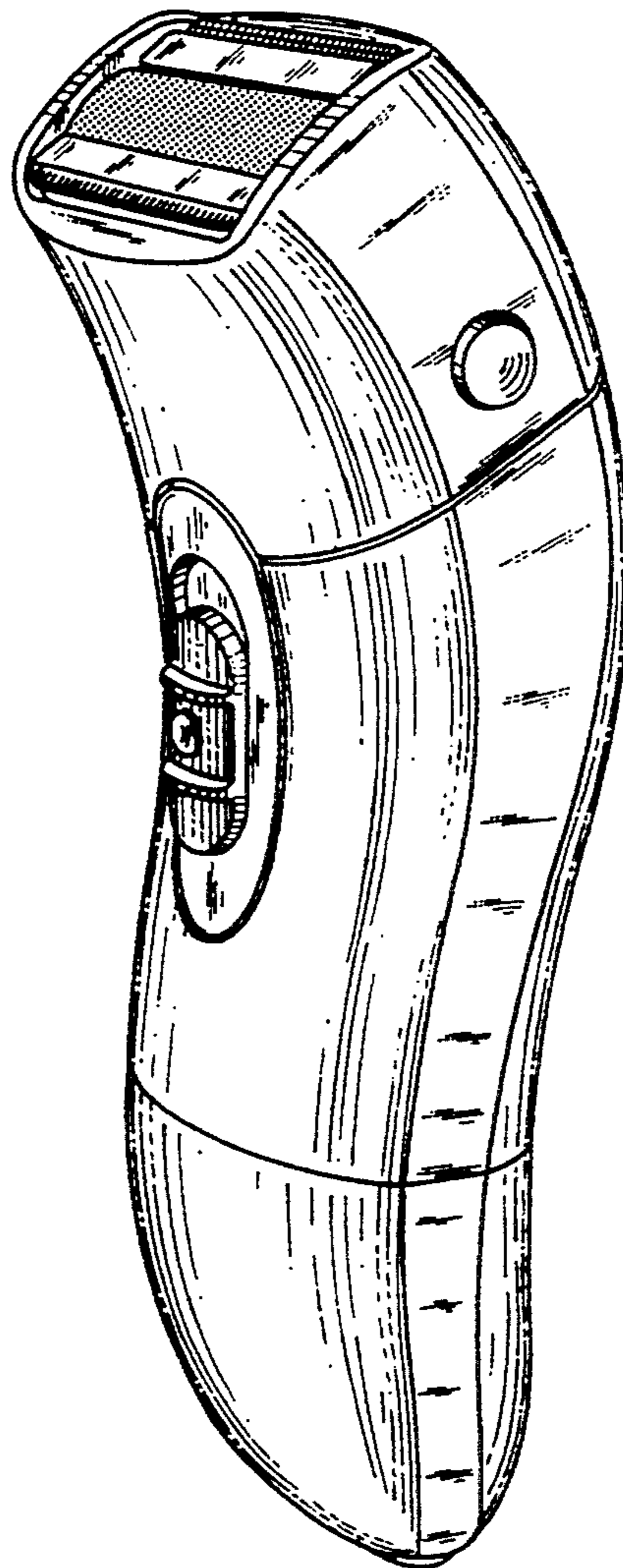
Primary Examiner—Terry A. Wallace
Assistant Examiner—C. Tuttle
Attorney, Agent, or Firm—Jack E. Haken

[57] **CLAIM**

The ornamental design for a dry shaver, as shown.

DESCRIPTION

FIG. 1 is a front, right side, top plan, perspective view showing my new design;
FIG. 2 is a front elevational view thereof;
FIG. 3 is a rear elevational view thereof;
FIG. 4 is a right side elevational view thereof;
FIG. 5 is a left side elevational view thereof;
FIG. 6 is a top plan view thereof; and,
FIG. 7 is a bottom plan view thereof.



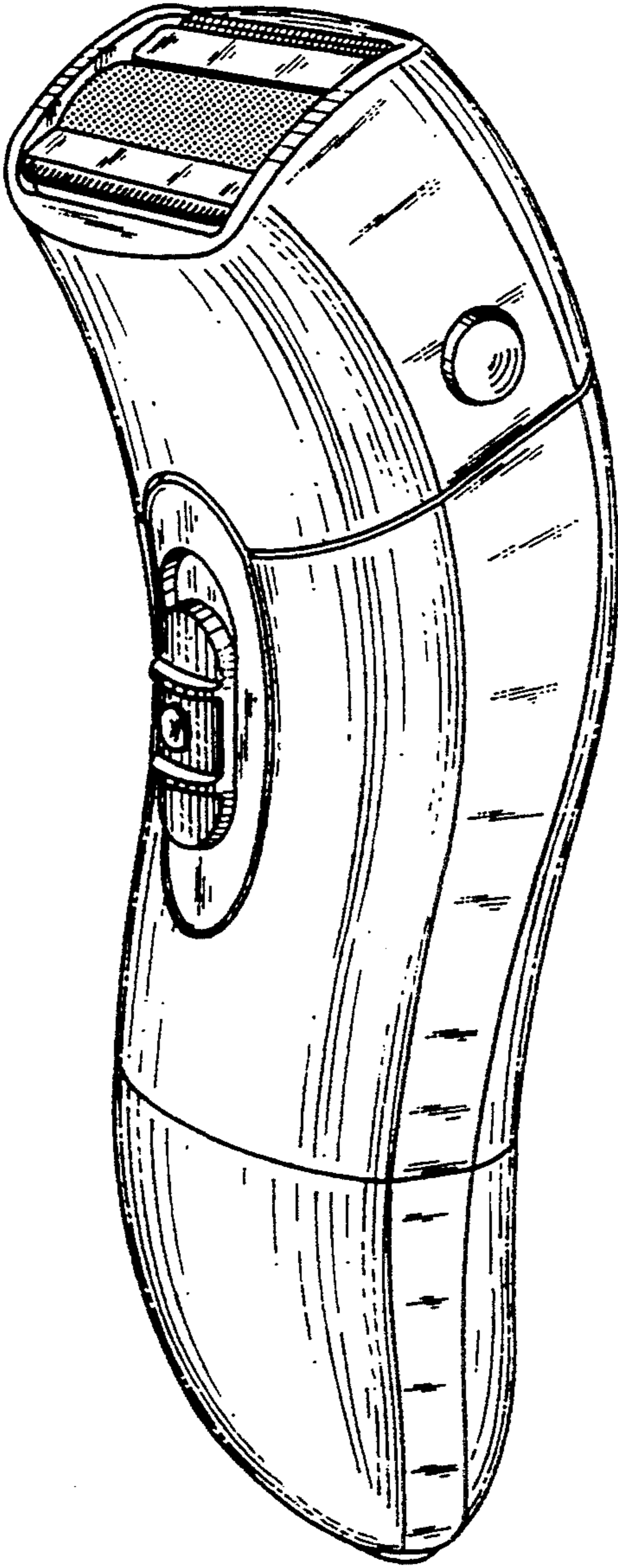


FIG.1

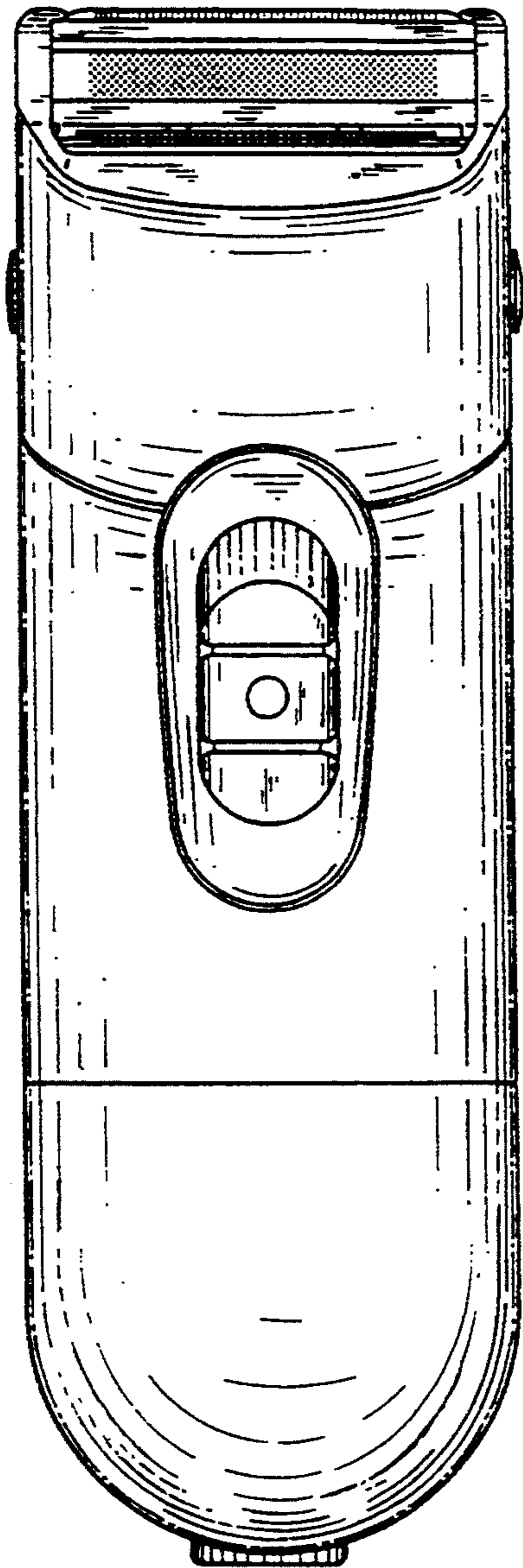


FIG. 2




FIG. 3

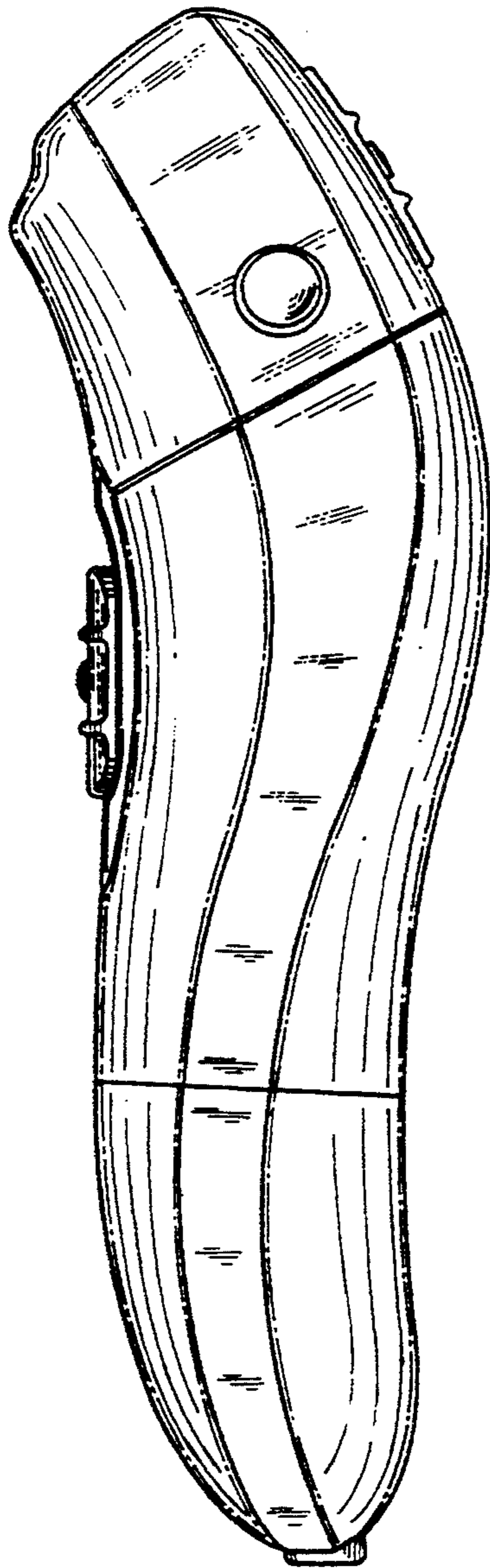


FIG. 4

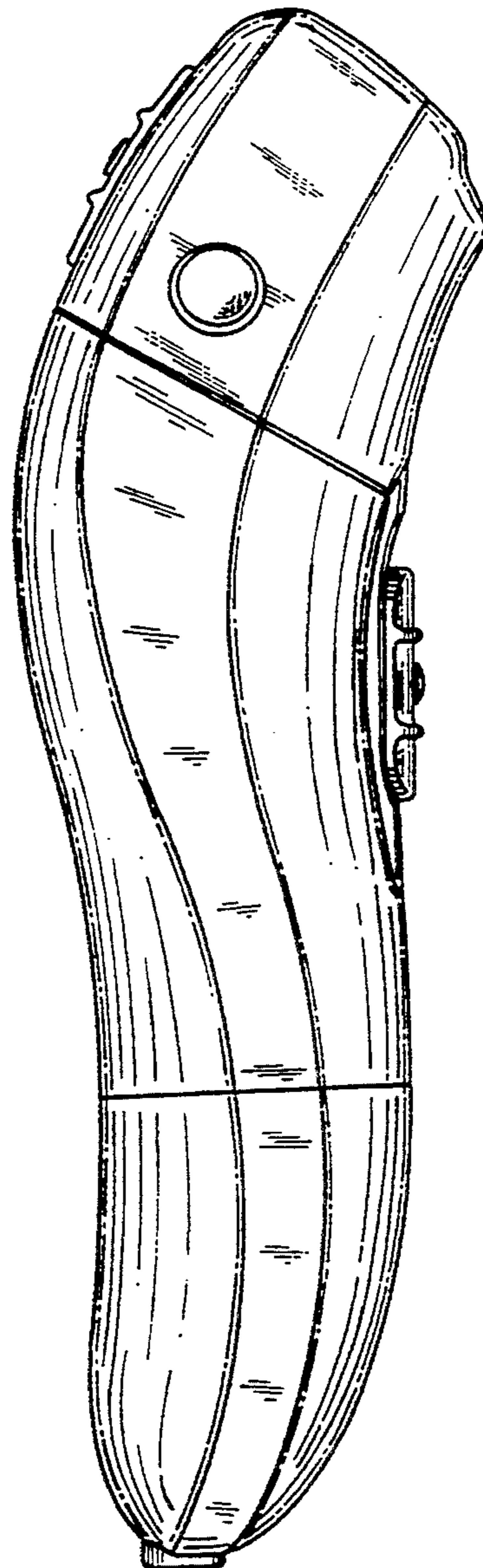


FIG. 5




FIG. 6




FIG. 7