



US00D360035S

United States Patent [19]

[11] Patent Number: **Des. 360,035**

Miller et al.

[45] Date of Patent: **** Jul. 4, 1995**

[54] **FLUID FLOW TRANSDUCER**

[75] Inventors: **Timothy A. Miller, Eagan; Thomas A. Anderson, New Hope, both of Minn.**

[73] Assignee: **Medtronic Inc., Minneapolis, Minn.**

[**] Term: **14 Years**

[21] Appl. No.: **18,240**

[22] Filed: **Feb. 2, 1994**

[52] U.S. Cl. **D24/187**

[58] Field of Search **D24/187; 73/861.12, 73/861.11, 861.13, 861.15, 194, 194 EM; 128/691, 661.08**

4,741,216 5/1988 Bates et al. 73/861.12
 4,784,000 11/1988 Gaertner 73/861.12
 4,881,413 11/1989 Georgi et al. 73/861.12
 4,899,592 2/1990 Behrens 73/861.11
 5,325,728 7/1994 Zimmerman et al. 73/861.12

OTHER PUBLICATIONS

Data Sheet for "The Lifestream™ Centrifugal Pump System," SJM™ ARIES MEDICAL, Division of St. Jude Medical, Inc., 12 Elizabeth Dr., Chelmsford, Mass. 01824 USA, Part No. 101672 Rev. A No Date.

Primary Examiner—Stella Reid
 Attorney, Agent, or Firm—Terry L. Wiles; Harold R. Patton

[56] **References Cited**

U.S. PATENT DOCUMENTS

2,149,847	3/1939	Kolin	73/194
2,896,451	7/1959	Rinia	73/194
3,002,379	10/1961	Hurley	D24/187 X
3,387,492	6/1968	Mannherz	73/194
3,633,401	1/1972	Wada	73/3
3,911,742	10/1975	Kolin	73/194 EM
4,118,981	10/1978	Cave	73/194 EM
4,195,515	4/1980	Smoll	73/194 EM
4,346,604	8/1982	Snook et al.	73/861.12
4,389,898	6/1983	Long et al.	73/861.12

[57] **CLAIM**

The ornamental design for a fluid flow transducer, as shown.

DESCRIPTION

FIG. 1 is a perspective view thereof;
 FIG. 2 is a front elevational view thereof;
 FIG. 3 is a rear elevational view thereof;
 FIG. 4 is a top plan view thereof;
 FIG. 5 is a left side elevational view thereof;
 FIG. 6 is a right side elevational view thereof; and,
 FIG. 7 is a bottom plan view thereof.

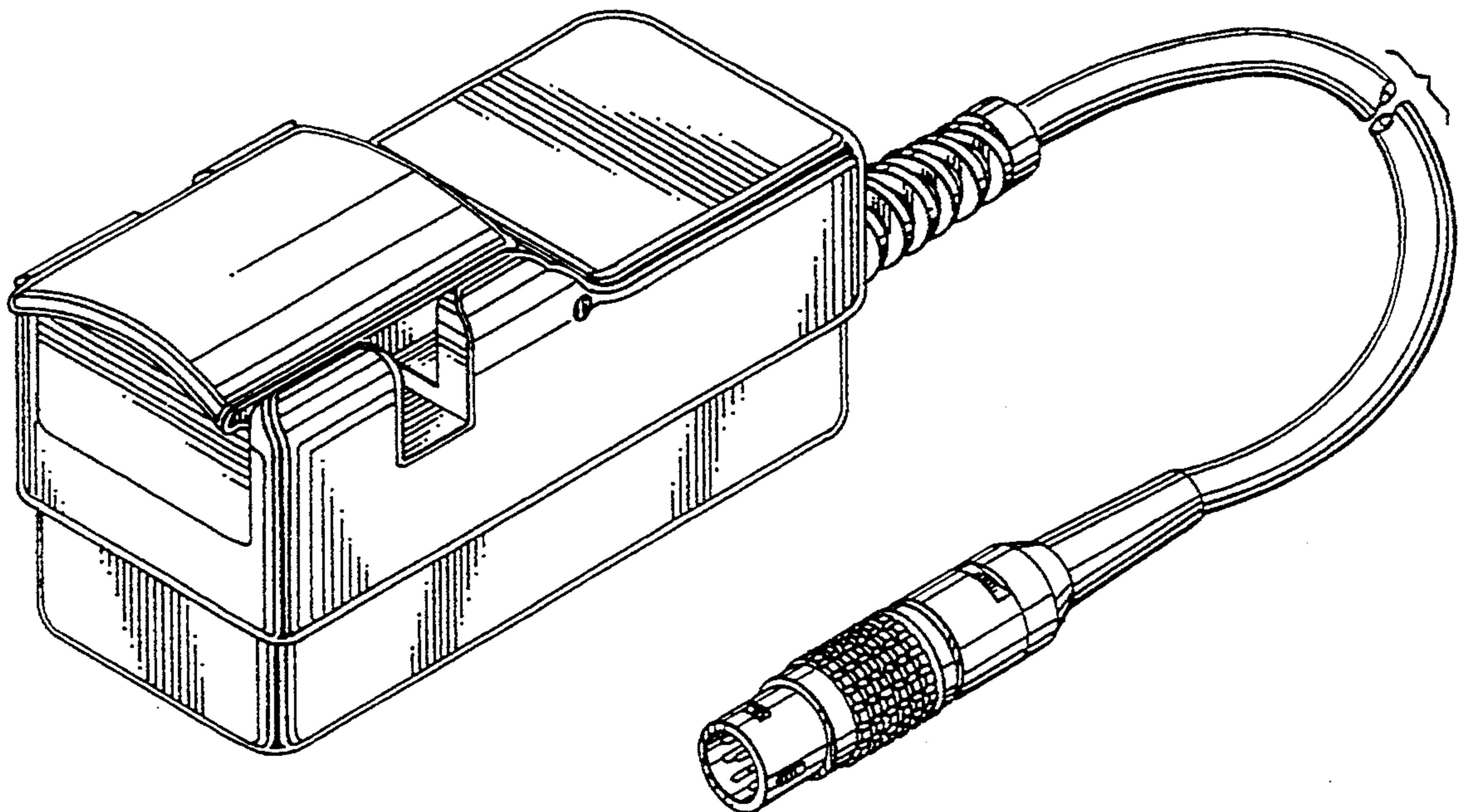


Fig. 1

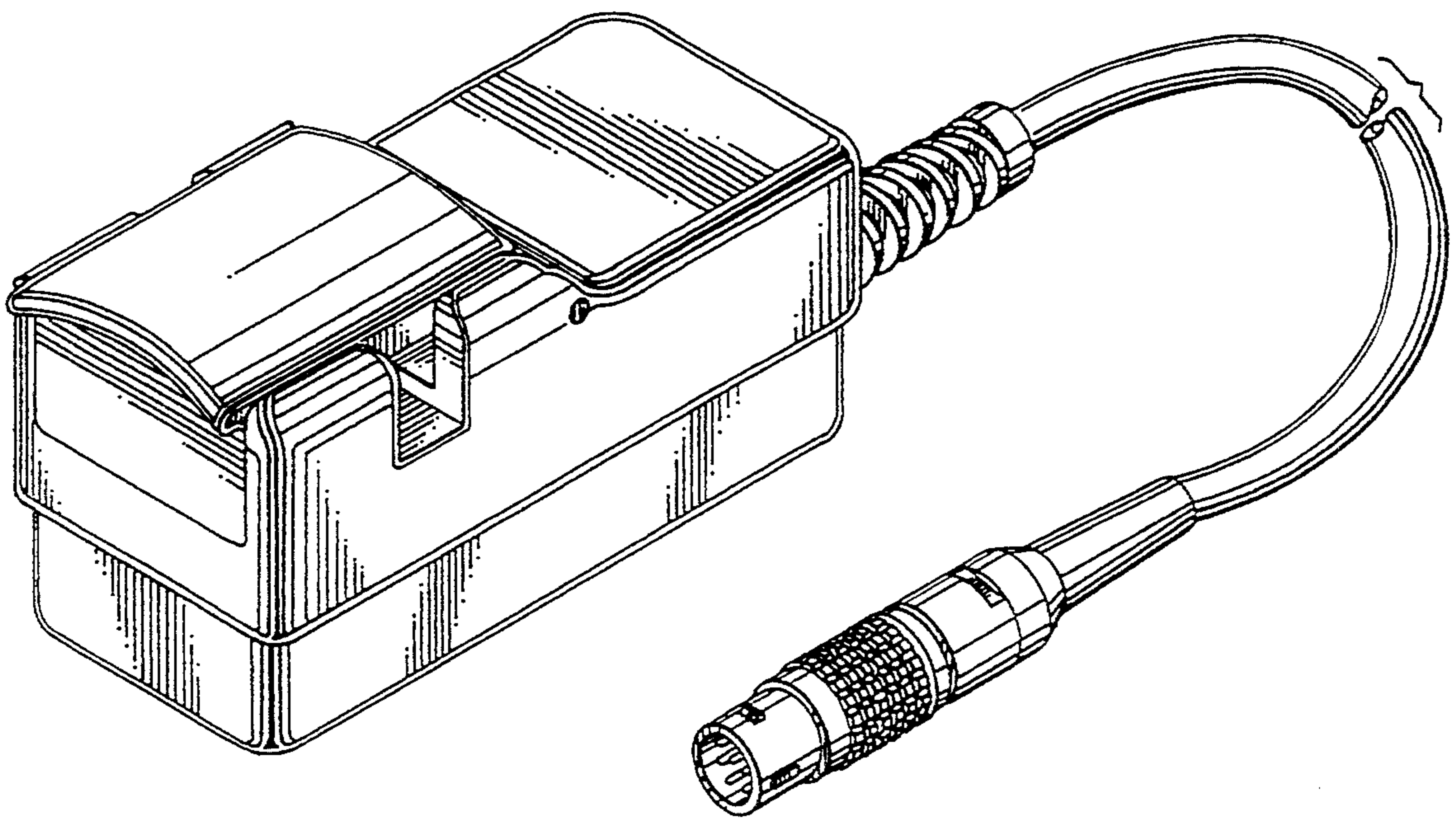


Fig. 2

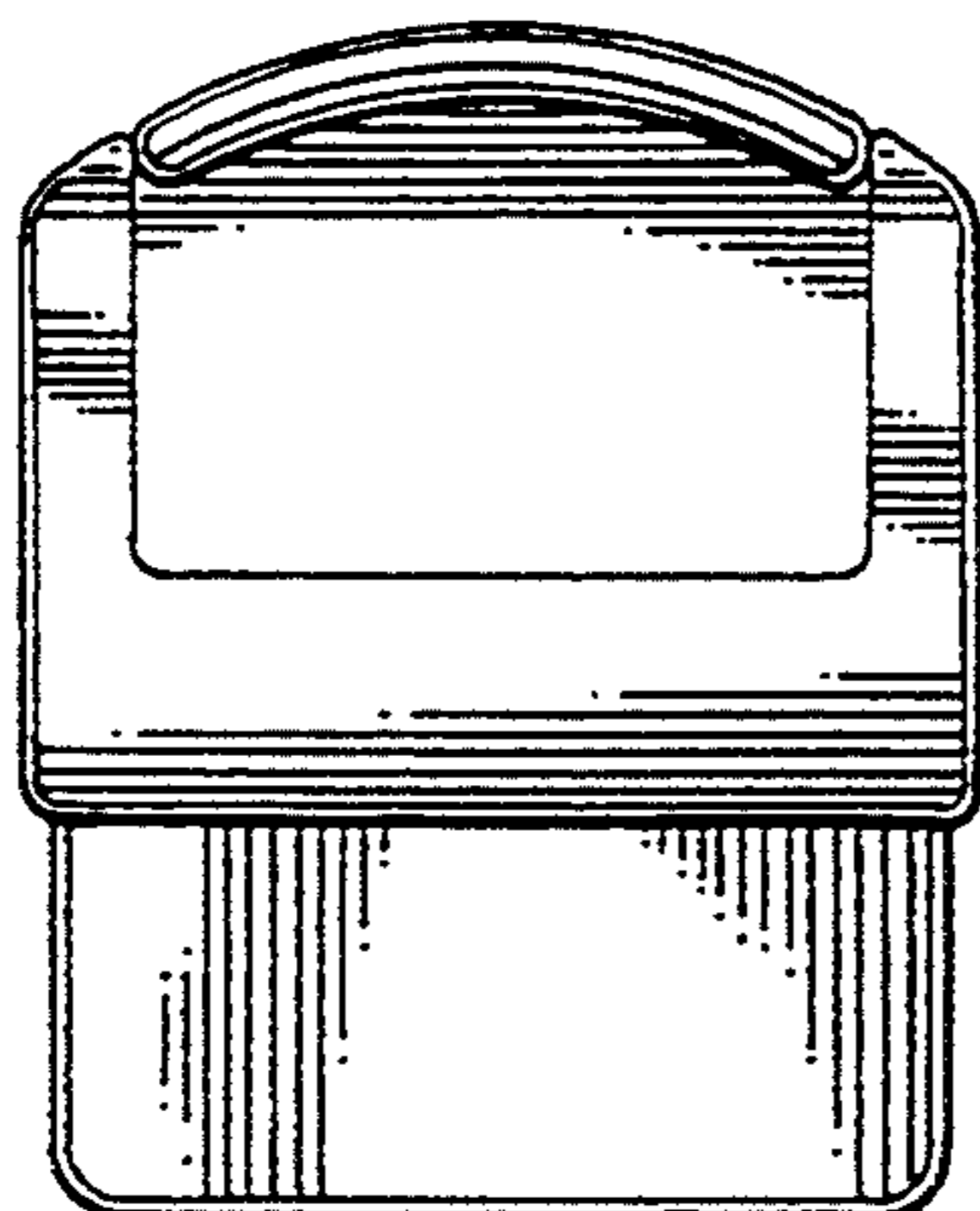


Fig. 3




Fig. 4


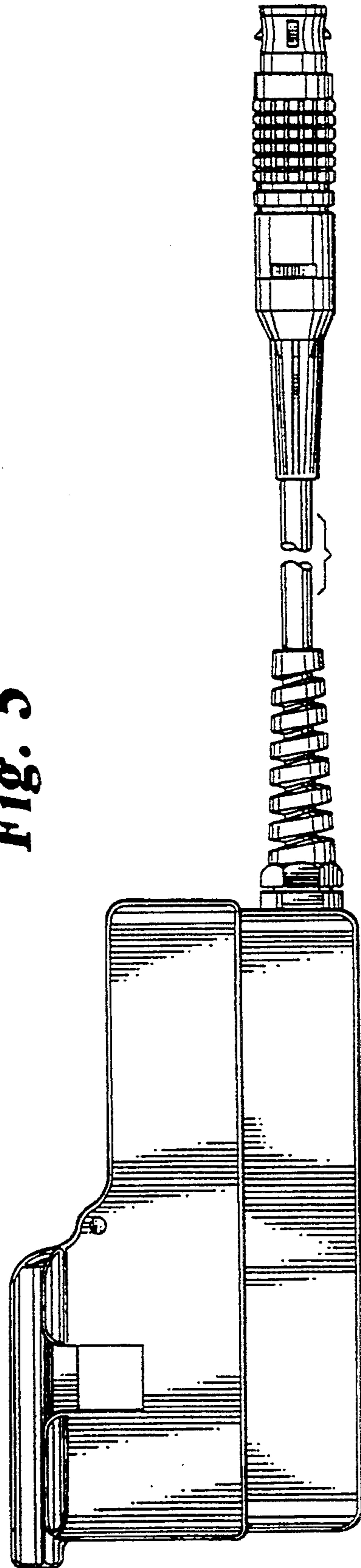


Fig. 5



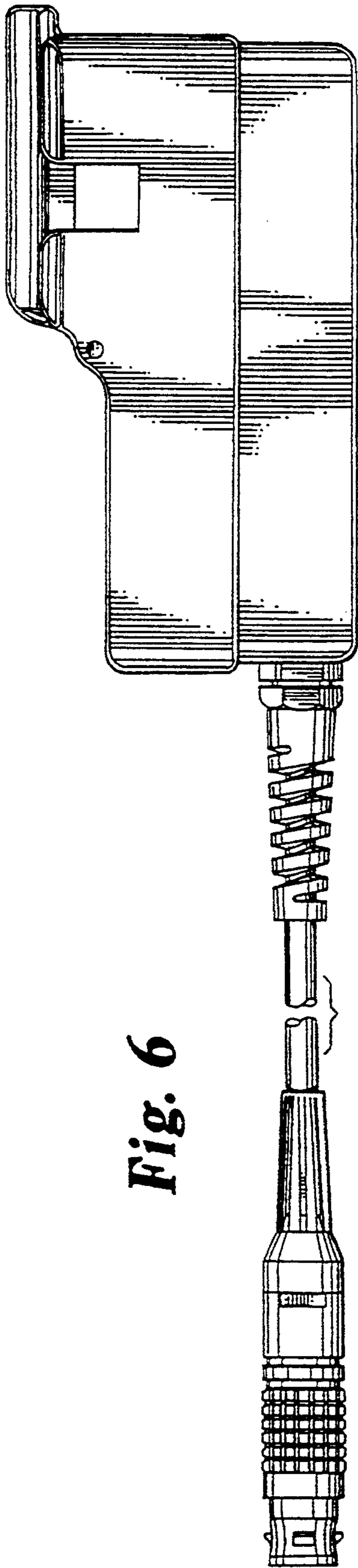


Fig. 7

