



US00D360027S

United States Patent [19]

[11] Patent Number: **Des. 360,027**

Psaros

[45] Date of Patent: **** Jul. 4, 1995**

[54] **DEHUMIDIFIER UNIT FOR USE IN A PATIENT VENTILATOR**

[75] Inventor: **Georgios Psaros, Tullinge, Sweden**

[73] Assignee: **Siemens Aktiengesellschaft, Munich, Germany**

[**] Term: **14 Years**

[21] Appl. No.: **854,963**

[22] Filed: **Mar. 20, 1992**

[30] **Foreign Application Priority Data**

Sep. 25, 1991 [SE] Sweden 911897

[52] U.S. Cl. **D23/359; D23/363; D24/110; D24/129**

[58] Field of Search **D23/356-363; 392/478-480, 483, 481; 128/207.14, 207.18, 911, 912, DIG. 26, 201.13, 203.12, 205.12, 204.13, 204.18; 95/52, 47, 8; D24/110, 129**

[56] **References Cited**

U.S. PATENT DOCUMENTS

D. 311,245 10/1990 Choi D23/359
4,458,138 7/1984 Adrian et al. 392/481

4,944,776 7/1990 Feysen et al. 95/52
4,967,744 11/1990 Chua 128/204.18
4,980,537 12/1990 Knauss 392/479
5,002,590 3/1991 Friesen et al. 95/52
5,083,012 1/1992 Edwards 392/480
5,093,896 3/1992 Moore et al. 392/480

FOREIGN PATENT DOCUMENTS

0048943 7/1982 European Pat. Off. 128/204.13

Primary Examiner—Lisa P. Lichtenstein
Attorney, Agent, or Firm—Hill, Steadman & Simpson

[57] **CLAIM**

The ornamental design for a dehumidifier unit for use in a patient ventilator, as shown and described.

DESCRIPTION

FIG. 1 is a perspective view of the dehumidifier unit according to the present invention;
FIG. 2 is an end view of the dehumidifier unit of FIG. 1, the opposite end being substantially identical except for the straight sided rather than tapered sided foremost cylindrical member; and,
FIG. 3 is side view of the dehumidifier unit of FIG. 1, the other side being substantially identical.




FIG 1

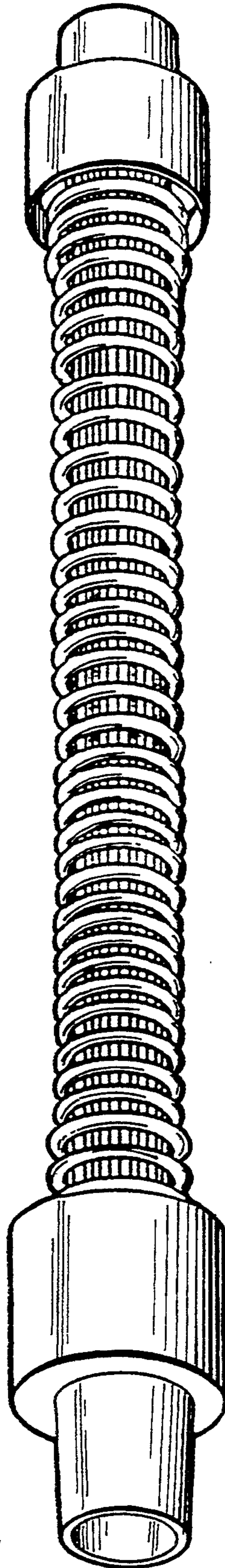


FIG 2

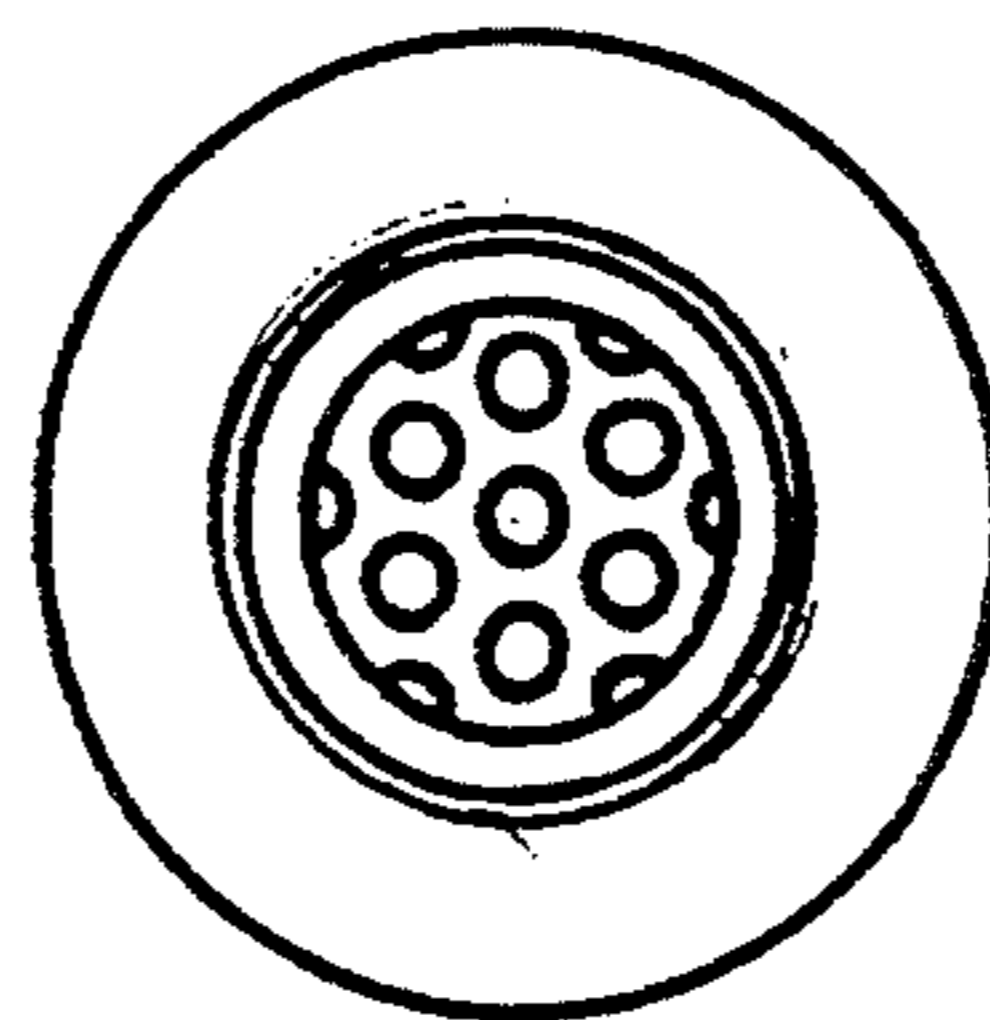


FIG. 3

