



US00D359989S

**United States Patent** [19]  
**Sukovich**

[11] **Patent Number: Des. 359,989**

[45] **Date of Patent: \*\* Jul. 4, 1995**

[54] **MONITOR BOARD FOR PILL-TAKING SCHEDULE**

[76] **Inventor: Suzanne B. Sukovich, Mem-A-Med, 511 Ellis Pl., South Plainfield, N.J. 07080**

[\*\*] **Term: 14 Years**

[21] **Appl. No.: 24,523**

[22] **Filed: Jun. 15, 1994**

[52] **U.S. Cl. .... D20/18**

[58] **Field of Search ..... D20/10, 18, 19, 39, D20/40, 42; 40/107, 108, 109, 110, 124.1, 124.2, 124.4, 478, 501, 479**

D. 315,176 3/1991 Sukovich .  
D. 340,745 10/1993 Susnik, Jr. .... D20/18  
1,046,962 12/1912 Bullock .  
4,664,262 5/1987 White .  
4,817,819 4/1989 Kelly .  
4,889,236 12/1989 Bartell et al. .

*Primary Examiner*—Susan J. Lucas  
*Assistant Examiner*—Marcus Jackson  
*Attorney, Agent, or Firm*—Mathews, Woodbridge & Collins

[57] **CLAIM**

An ornamental design for a monitor board for pill-taking schedule, as shown and described.

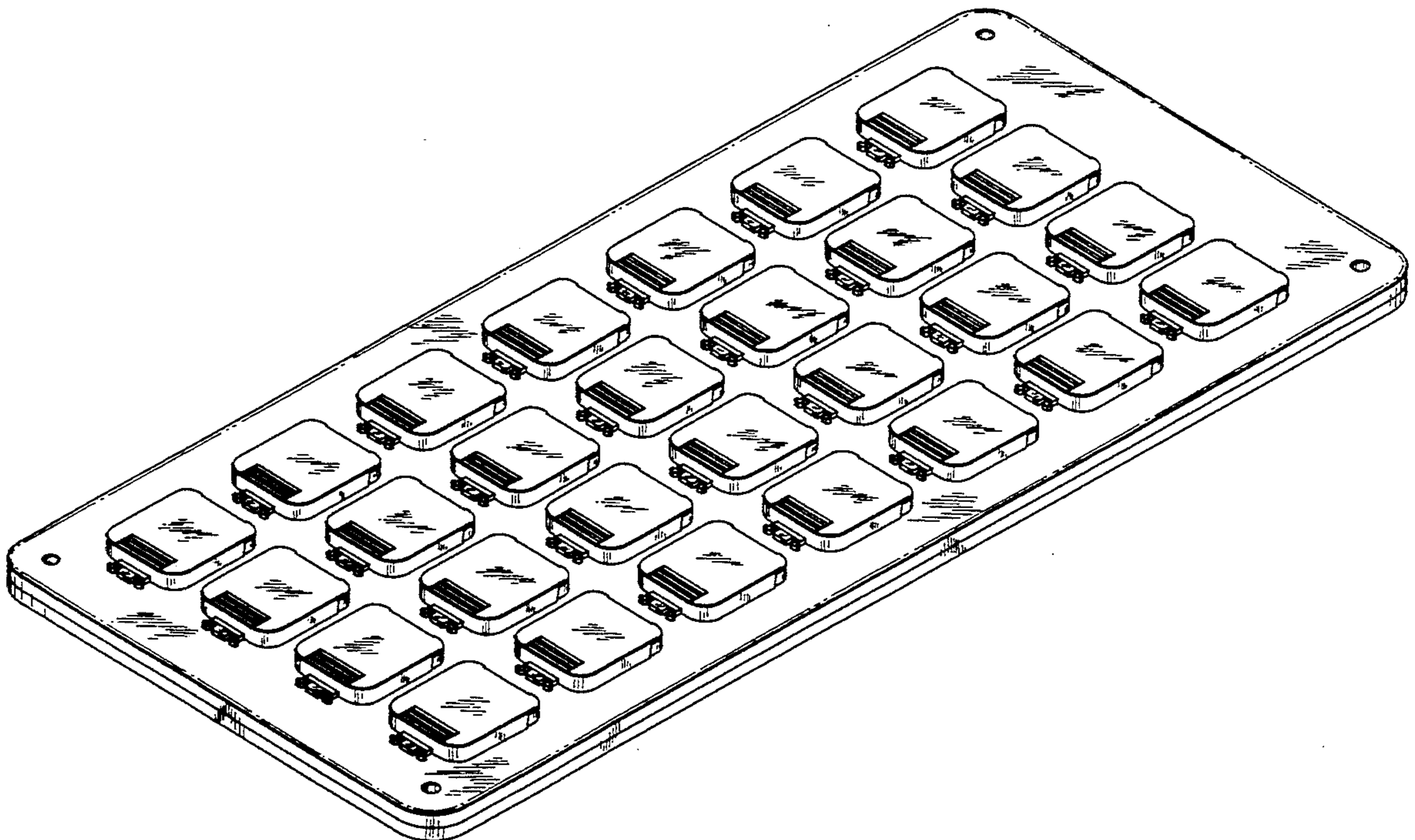
[56] **References Cited**

**U.S. PATENT DOCUMENTS**

D. 252,072 6/1979 Bridges .  
D. 255,775 7/1980 Clemens .  
D. 281,176 10/1985 Sukovich .  
D. 284,674 7/1986 Vignerot et al. .... D20/18

**DESCRIPTION**

FIG. 1 is a perspective view of a monitor board for pill-taking schedule showing my new design; FIG. 2 is a front elevational view thereof; FIG. 3 is a side elevational view thereof; and, FIG. 4 is a rear elevational view thereof.



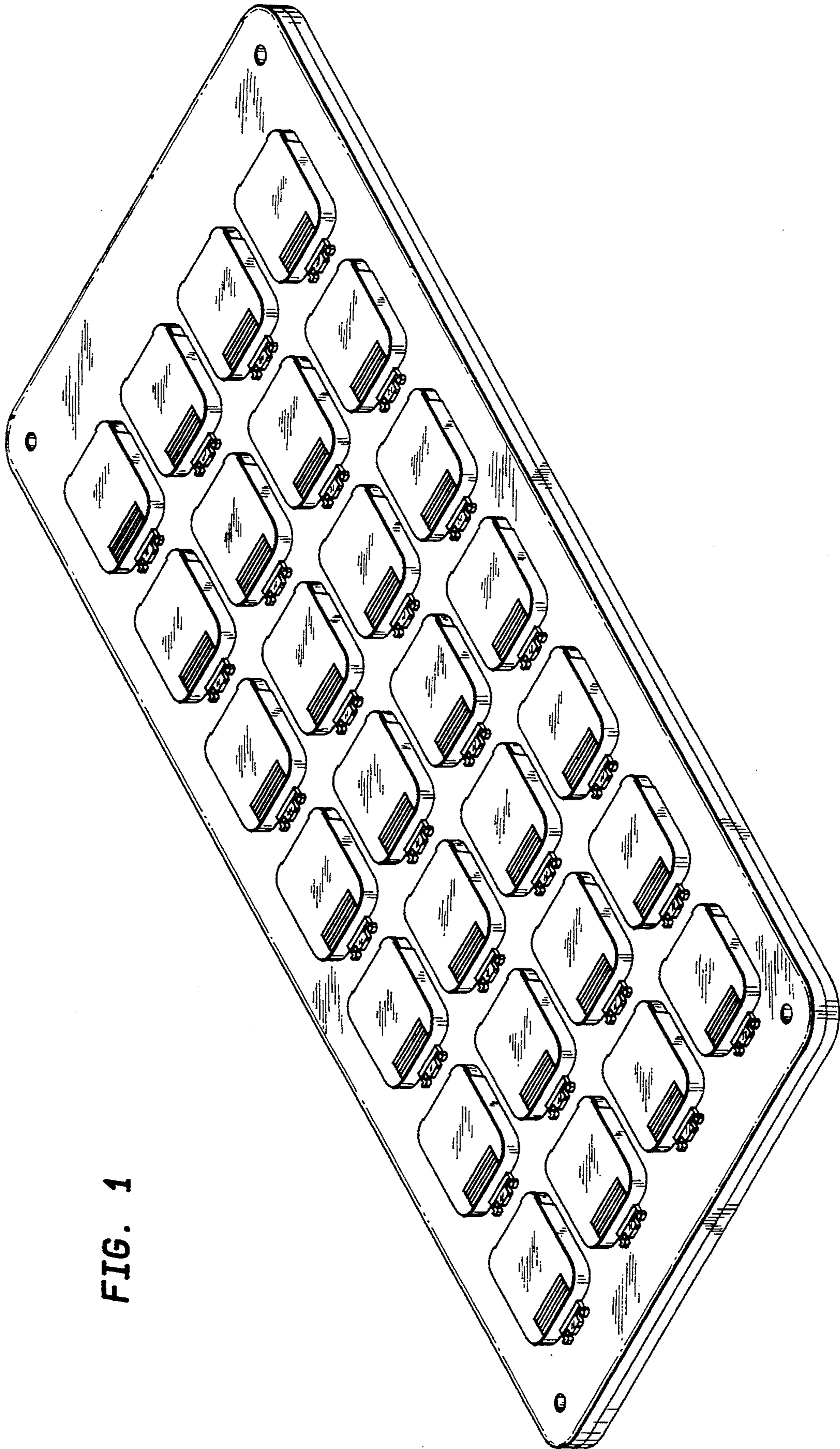


FIG. 1

FIG. 2

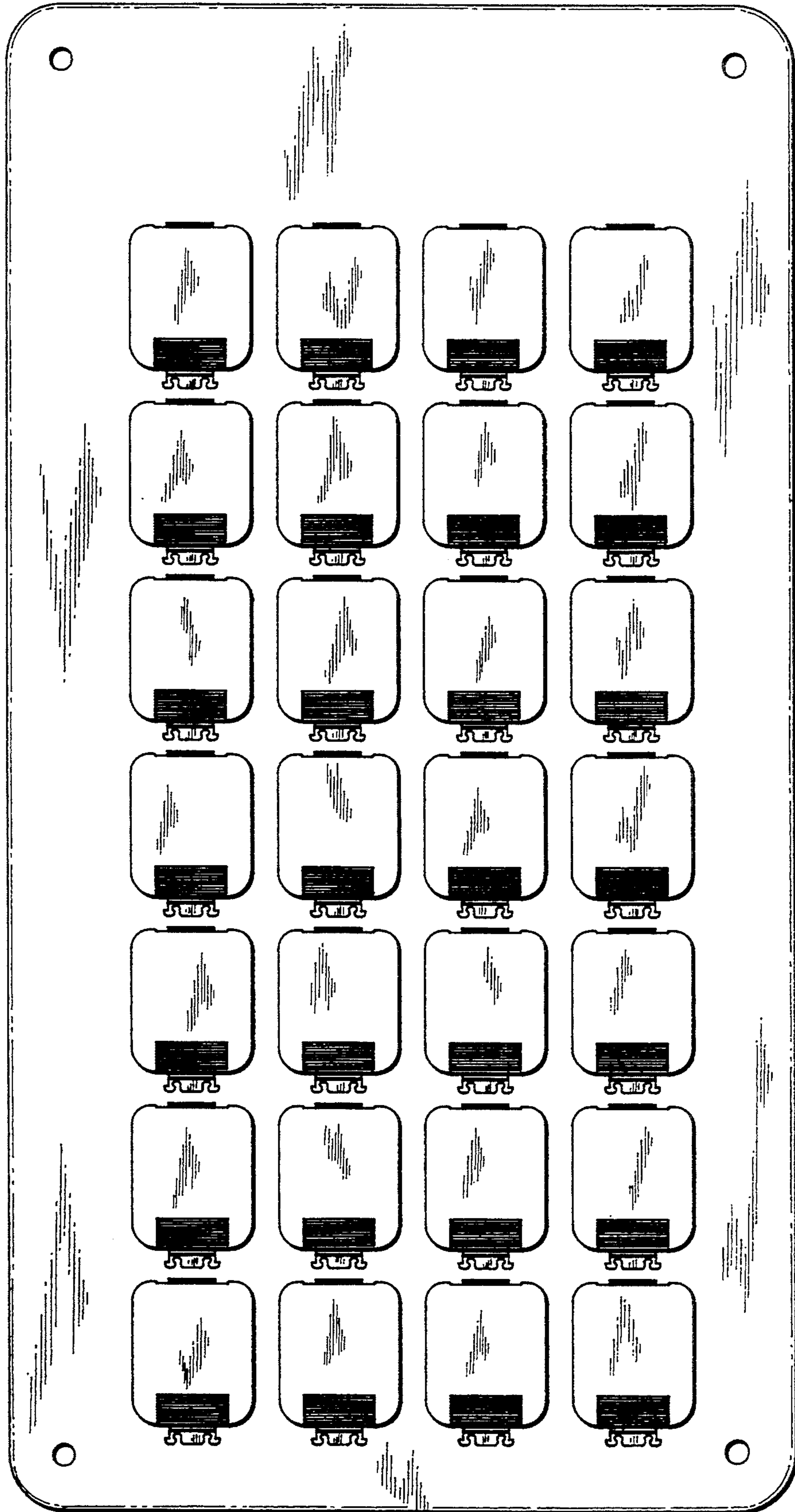


FIG. 3



FIG. 4

