



US00D359970S

United States Patent [19]

[11] Patent Number: **Des. 359,970**

Szabo

[45] Date of Patent: **** Jul. 4, 1995**

[54] **PLUG CAP**

[75] Inventor: **Bela G. Szabo**, Warrendale, Pa.

[73] Assignee: **Chick Machine Tool, Inc.**,
Warrendale, Pa.

[**] Term: **14 Years**

[21] Appl. No.: **3,677**

[22] Filed: **Jan. 13, 1993**

[52] U.S. Cl. **D15/199; D8/499;**
D15/138

[58] Field of Search **D15/138, 199; D8/499;**
138/89.4, 90; 141/326, 350; 137/846; 220/229,
254, 268, 307, 361, DIG. 19; 215/363

[56] **References Cited**

U.S. PATENT DOCUMENTS

571,708	11/1896	Thompson	220/229
1,630,805	5/1927	Schuster	215/363
1,887,557	11/1932	Keidel	.
2,157,512	5/1939	Watt	.
2,213,465	9/1940	Gay	.
2,436,291	2/1948	Daniel	220/229
2,594,318	4/1952	Langdon	137/846
3,425,313	2/1969	Villo	.
3,739,936	6/1973	Jones, Jr.	.
3,824,890	7/1974	Zettler et al.	.
3,941,270	3/1976	Spielman	141/350
4,053,084	10/1977	Anderson	.
4,091,842	5/1978	Greenawalt et al.	.
4,262,701	4/1981	Beacom	.
4,449,870	5/1984	Suzuki	.
4,481,977	11/1984	Maldavs	.

4,583,654	4/1986	Pufpaff et al.	.
4,664,394	5/1987	Thessig et al.	.
4,809,871	3/1989	Angelchik	.
4,902,043	2/1990	Zillig et al.	138/89.4
4,930,953	6/1990	Fischer	.
5,005,737	4/1991	Rohr	.
5,071,017	12/1991	Stuli	220/229
5,112,175	5/1992	Wilkening	.

FOREIGN PATENT DOCUMENTS

621928	12/1962	Belgium	137/846
2830800	2/1979	Germany	137/846
57-178639	11/1982	Japan	.
138261	11/1952	Switzerland	220/DIG. 19

Primary Examiner—B. J. Bullock

Attorney, Agent, or Firm—Browdy and Neimark

[57] **CLAIM**

The ornamental design for a plug cap, as shown and described.

DESCRIPTION

FIG. 1 is a top perspective view of a plug cap in accordance with the present design;
 FIG. 2 is a top plan view thereof;
 FIG. 3 is a bottom plan view thereof;
 FIG. 4 is a front elevational view (back elevational view is the same) thereof;
 FIG. 5 is a side elevational view (opposite side the same) thereof;
 FIG. 6 is a sectional view taken in the direction of the arrows on line 6—6 of FIG. 2; and,
 FIG. 7 is a top plan view thereof, in the compressed condition.

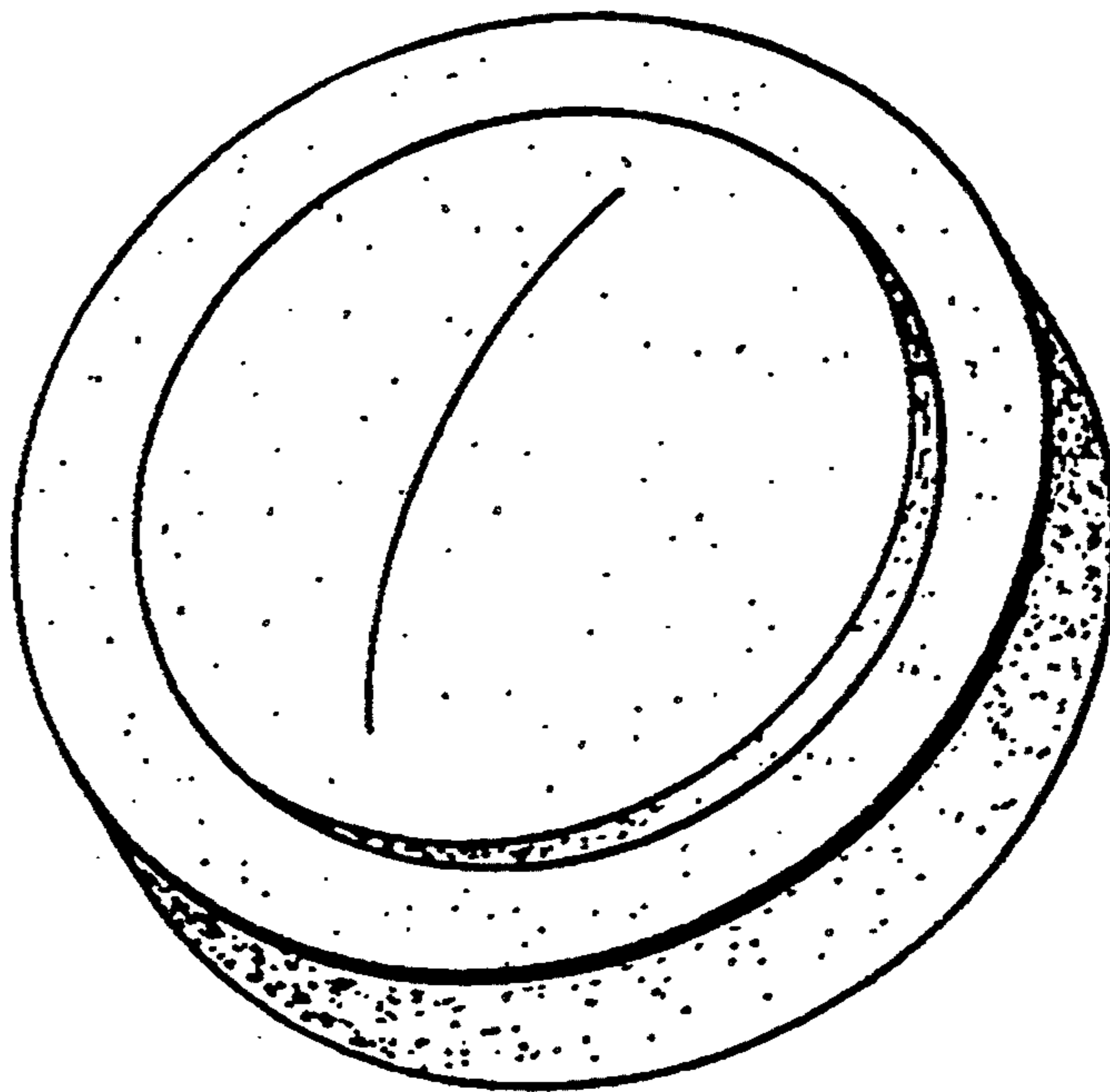


FIG. 1

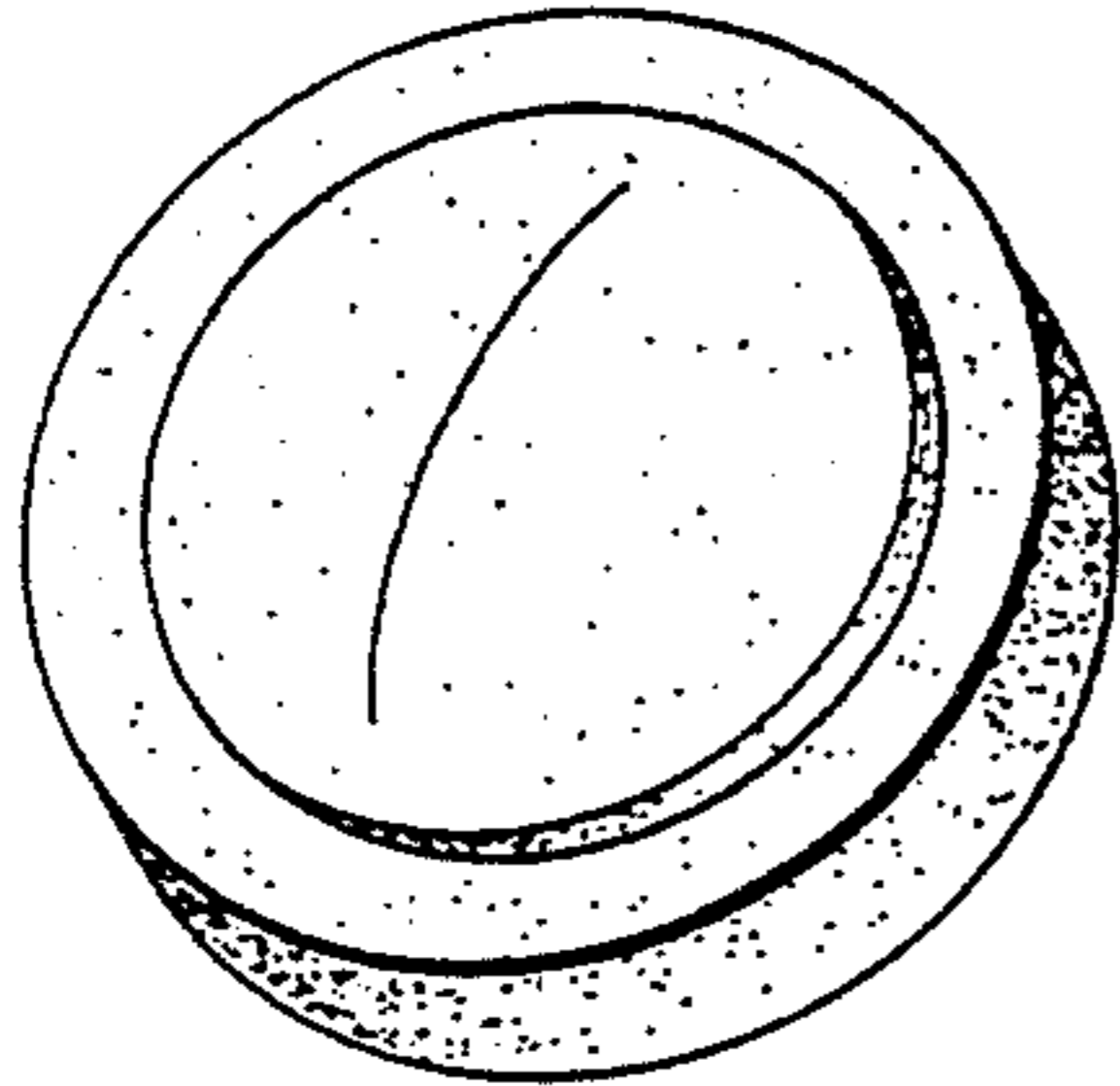


FIG. 2

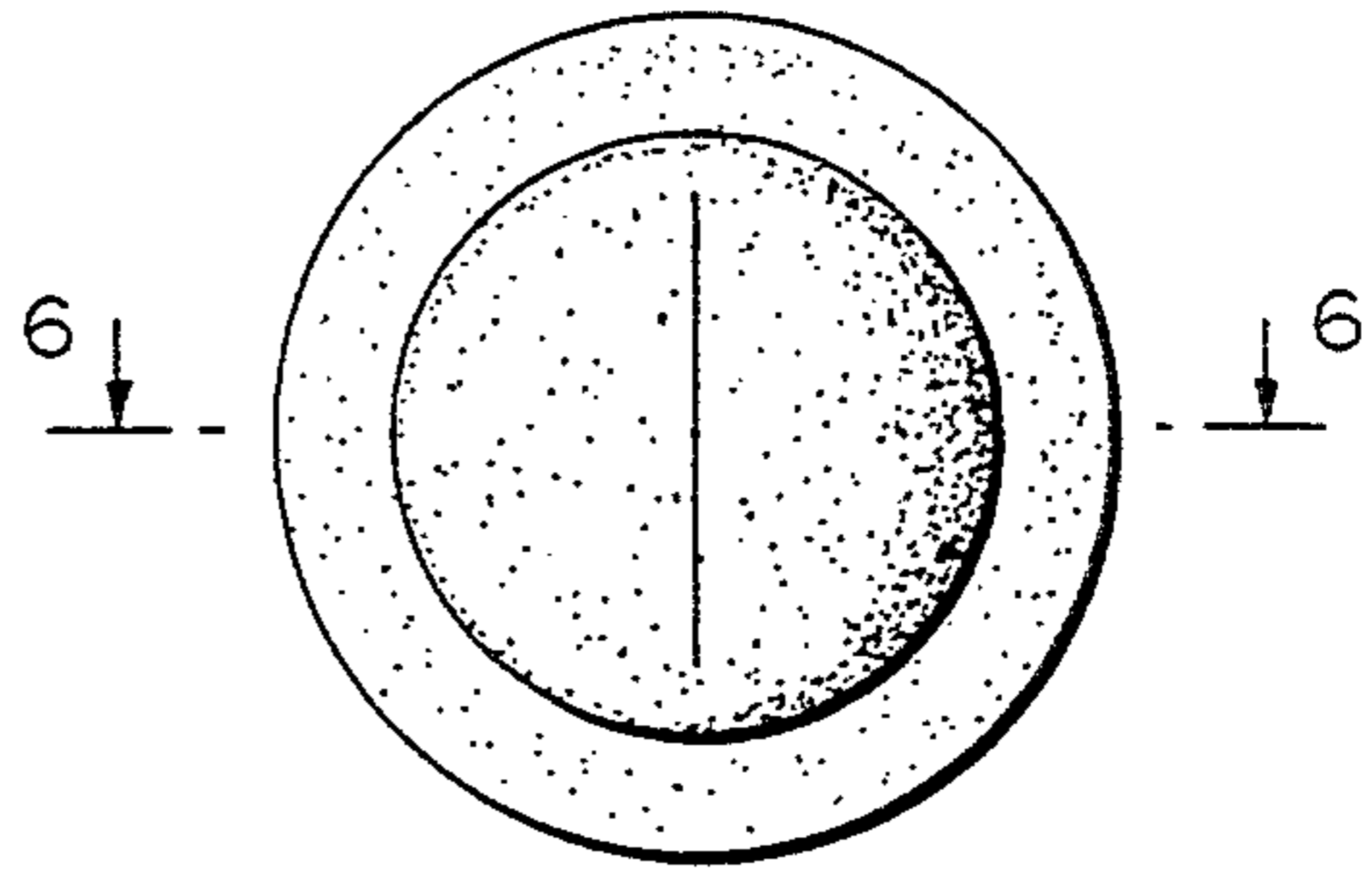


FIG. 3

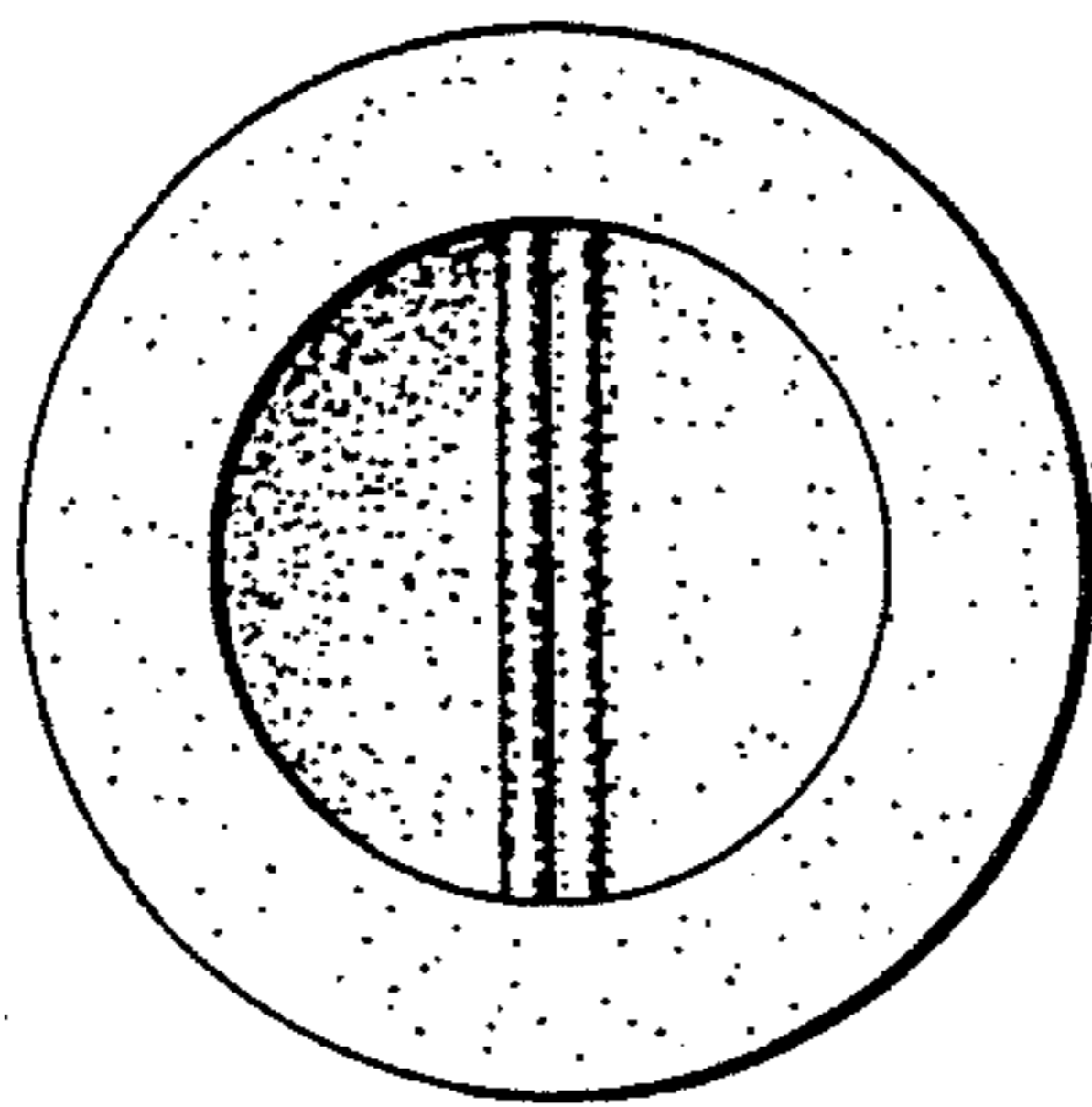


FIG. 4



FIG. 5

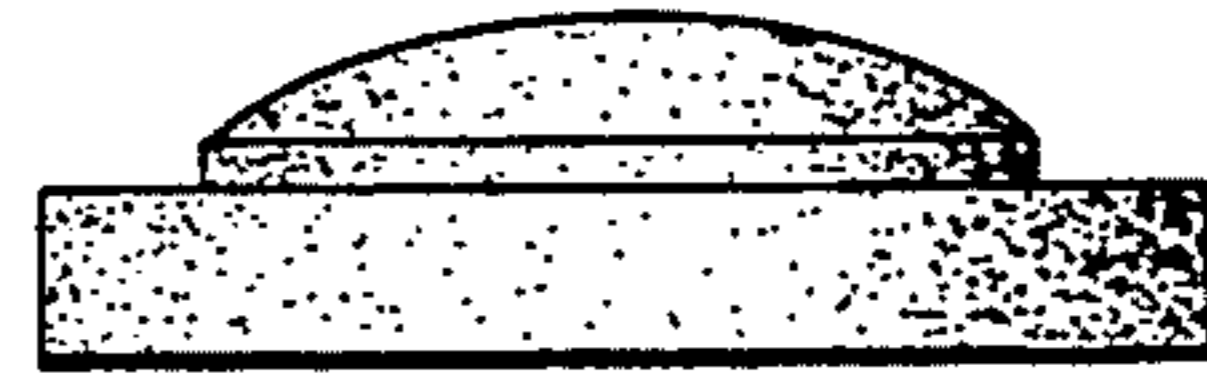


FIG. 6



FIG. 7

