



US00D359962S

United States Patent [19]

[11] Patent Number: **Des. 359,962**

Neshat et al.

[45] Date of Patent: **** Jul. 4, 1995**

[54] **AERATOR**

[75] Inventors: **Amir M. Neshat**, Jonesboro; **William G. Badley**, Pocahontas; **Marnie L. Johnson**, Saffell; **Barry L. Woodard**, Black Rock; **James D. Gearhart**, Jonesboro, all of Ark.

[73] Assignee: **The Scott Fetzer Company**, Westlake, Ohio

[**] Term: **14 Years**

[21] Appl. No.: **22,156**

[22] Filed: **May 2, 1994**

[52] U.S. Cl. **D15/8**

[58] Field of Search **D15/7-9;**
43/55-57; 417/411, 413, 415; D23/213

[56] **References Cited**

U.S. PATENT DOCUMENTS

D. 214,961	8/1969	Levin	D15/8
D. 255,354	6/1980	Goldman et al.	D15/8
D. 294,360	2/1988	Levin	D15/8
D. 327,482	6/1992	Wang	D15/9
D. 338,018	8/1993	Willinger et al.	D15/8
2,552,261	5/1951	Coughlin	.	
2,919,120	12/1959	Baxter	.	

2,960,321	11/1960	Stoots, Jr.	.
3,189,334	6/1965	Bell	.
3,216,650	11/1965	Thyreen	.
3,374,990	3/1968	Gray	.
4,627,797	12/1986	Rill, Jr.	.
5,231,784	8/1993	Radmanovich	.

OTHER PUBLICATIONS

Copy of an abstract, from Oct. 20, 1987 Official Gazette, of U.S. Design Pat. No. 292,439, invented by Arno Richter.


Primary Examiner—Ralf T. Seifert
Attorney, Agent, or Firm—Watts, Hoffmann, Fisher & Heinke

[57] **CLAIM**

The ornamental design for an aerator, as shown and described.

DESCRIPTION

FIG. 1 is a perspective view of the aerator; FIG. 2 is a front elevational view of the aerator; FIG. 3 is a top plan view of the aerator; FIG. 4 is a right side elevational view of the aerator, the left side elevational view being a mirror image; FIG. 5 is a rear plan view; and, FIG. 6 is a bottom view.



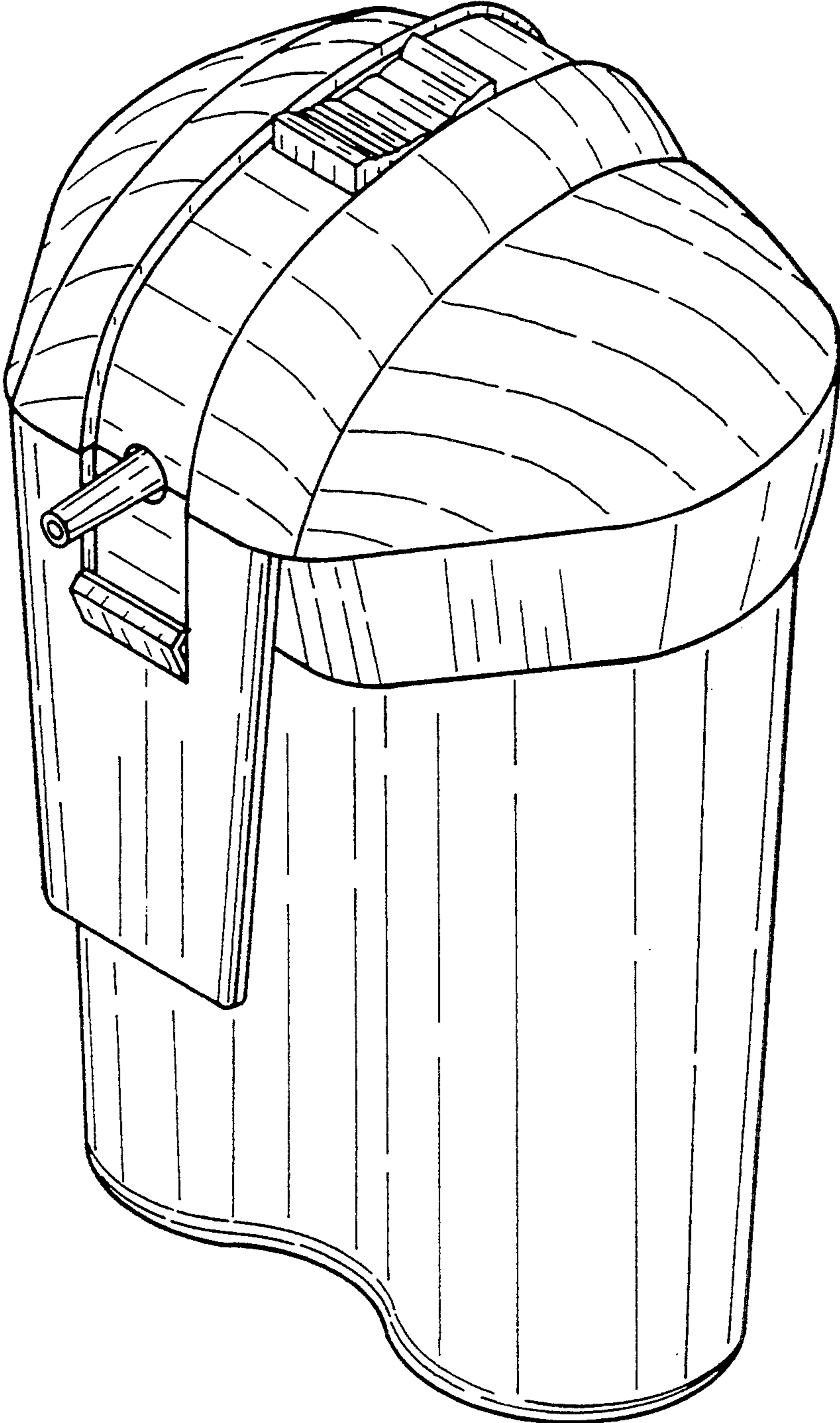


FIG. 1

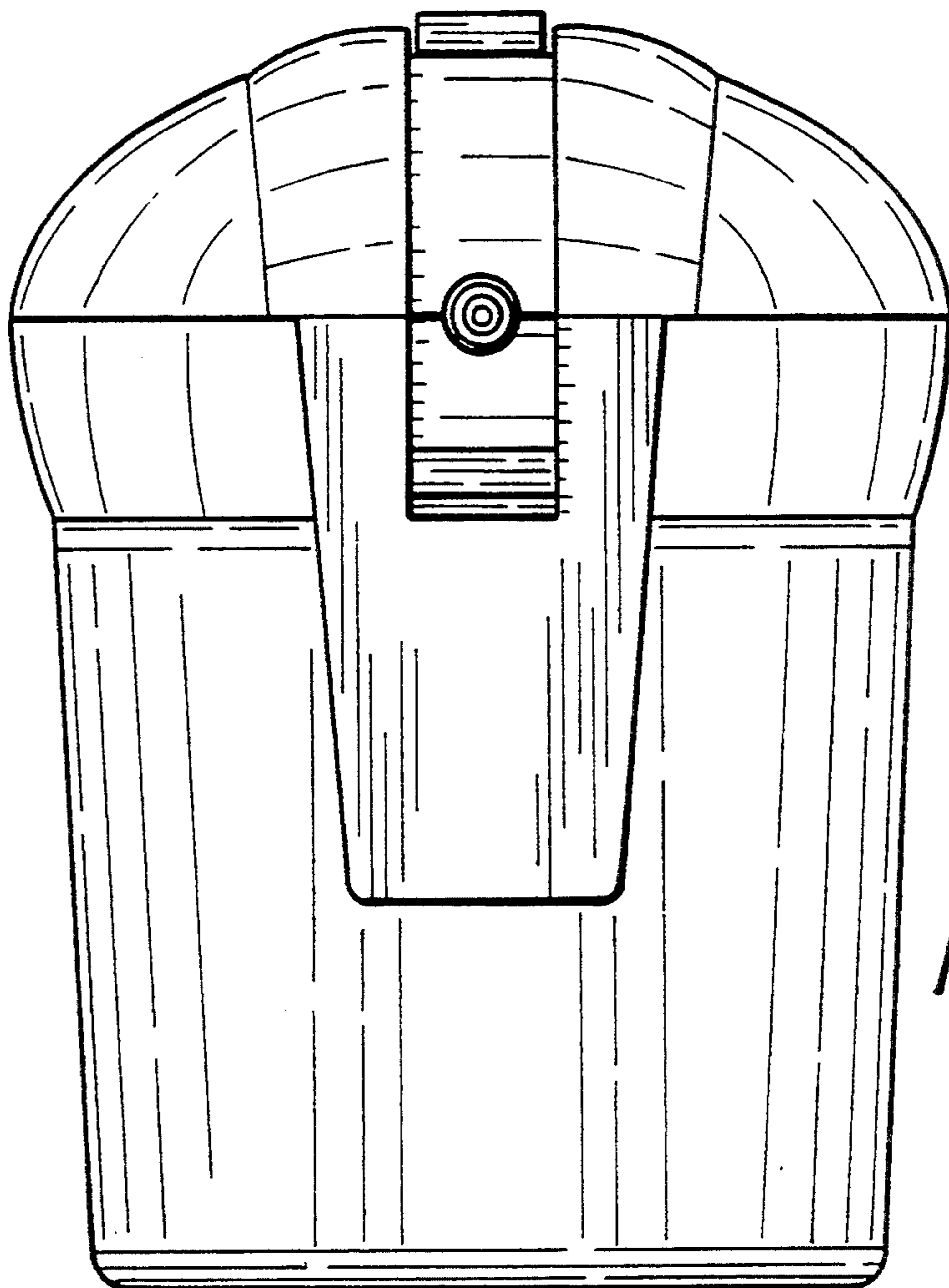


FIG. 2

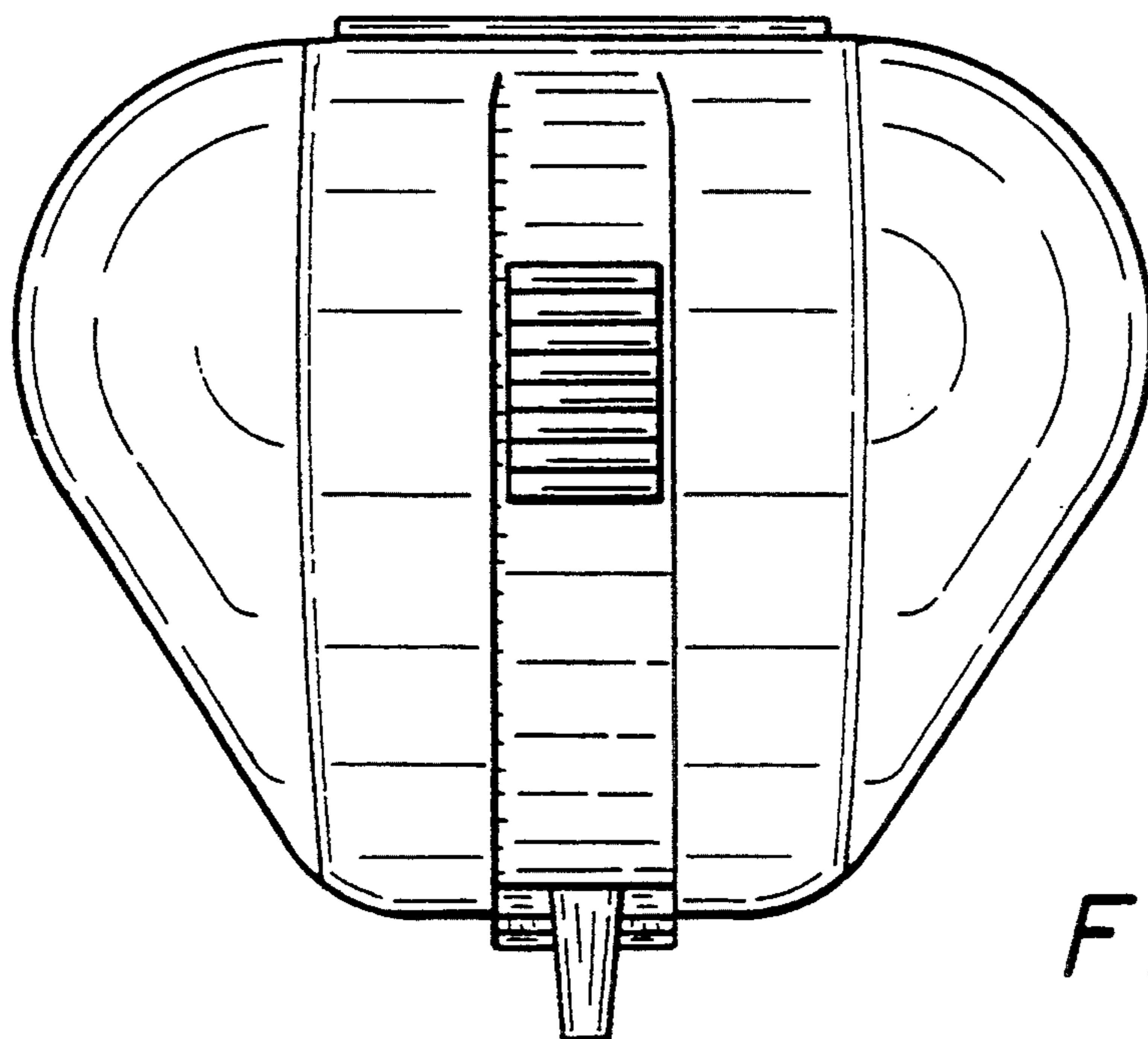


FIG. 3




FIG. 4




FIG. 5

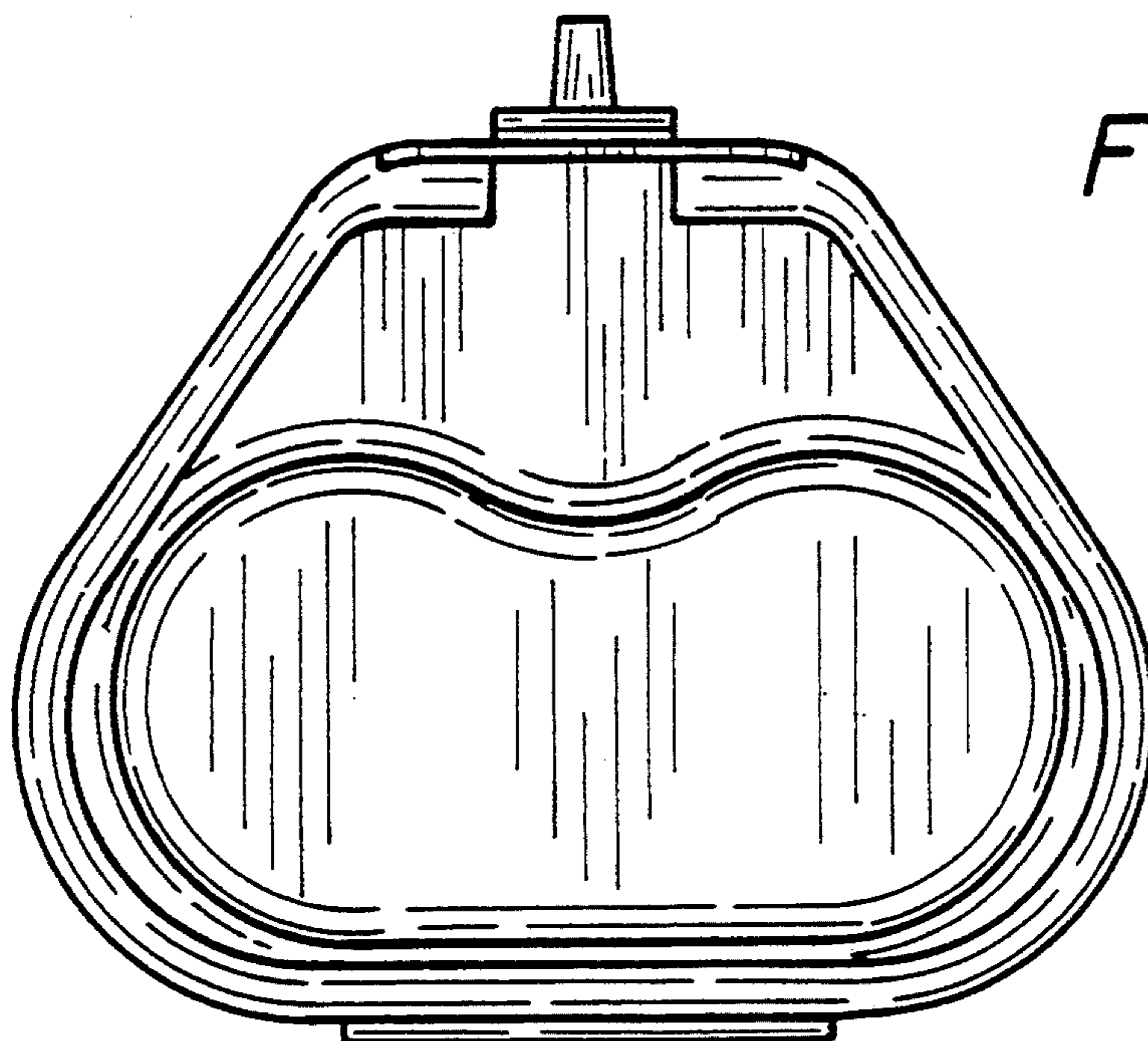


FIG. 6