



US00D359949S

# United States Patent [19] Martin

[11] Patent Number: **Des. 359,949**  
[45] Date of Patent: **\*\* Jul. 4, 1995**

[54] **PERSONAL COMPUTER**  
[75] Inventor: **Randall W. Martin, The Woodlands, Tex.**  
[73] Assignee: **Compaq Computer Corporation, Houston, Tex.**  
[\*\*] Term: **14 Years**  
[21] Appl. No.: **12,183**  
[22] Filed: **Aug. 25, 1993**  
[52] U.S. Cl. .... **D14/100**  
[58] Field of Search ..... **D14/100, 102, 107-109; D13/162, 184, 199; 312/208.1, 223.2, 223.3, 194; 360/97.01, 97.04, 98.01, 99.01, 99.12; 361/600, 622, 724-728**

D. 346,588 5/1994 Oh et al. .... D14/100  
D. 348,253 6/1994 Gluskoter ..... D14/100

### OTHER PUBLICATIONS

"PC Magazine," Aug. 1993, pp. 17, 26, 27, 48-49, 55, 89, 108, 112, 145, 150, 187, 279, 299, 301, 316, 317, 380 Back Cover.

*Primary Examiner*—Freda S. Nunn  
*Attorney, Agent, or Firm*—L. Jon Lindsay

### [57] CLAIM


The ornamental design for a personal computer, as shown and described.

### DESCRIPTION


FIG. 1 is a front, right, top perspective view of a personal computer showing my new design;  
FIG. 2 is a front elevational view thereof;  
FIG. 3 is a left side elevational view thereof;  
FIG. 4 is a right side elevational view thereof;  
FIG. 5 is a top plan view thereof;  
FIG. 6 is a bottom plan view thereof; and,  
FIG. 7 is a rear elevational view thereof.

### [56] References Cited U.S. PATENT DOCUMENTS

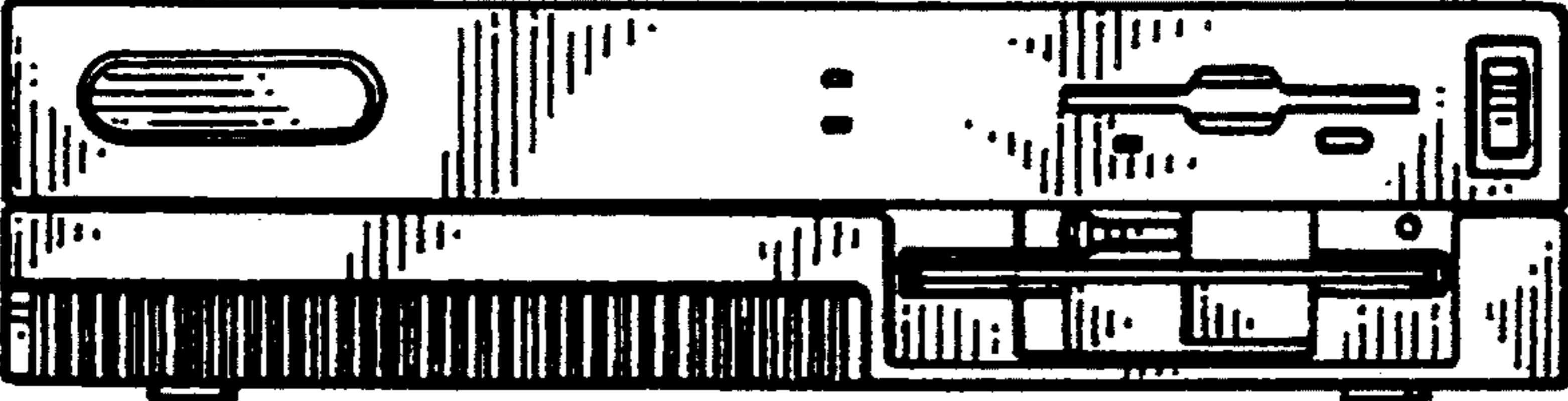
D. 282,664 2/1986 Aoyama ..... D14/100  
D. 314,946 2/1991 Goodrich ..... D14/100  
D. 338,453 8/1993 Martin ..... D14/100  
D. 344,070 2/1994 Gluskoter ..... D14/100




**Fig. 1**



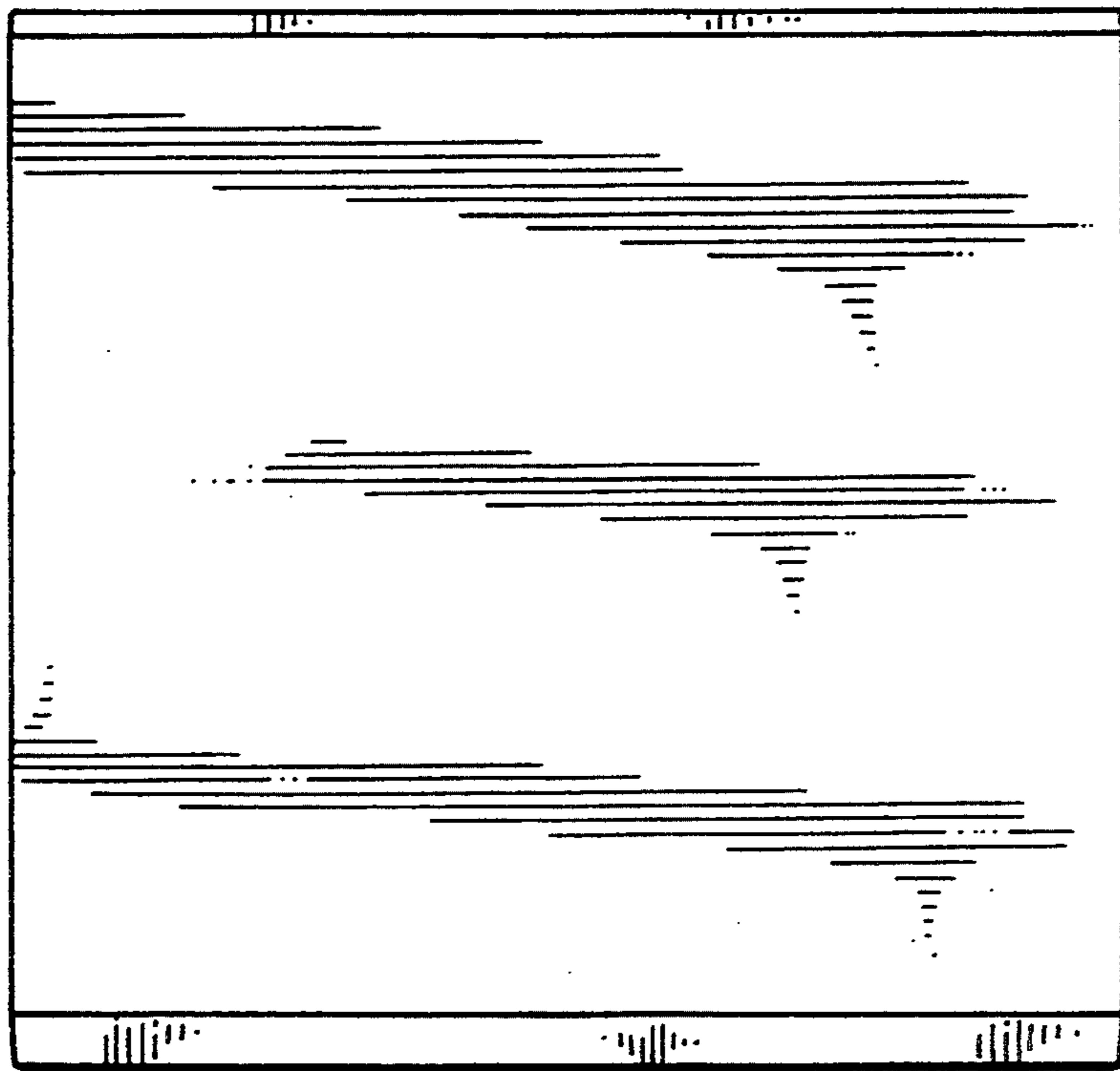
**Fig. 2**



**Fig. 3**

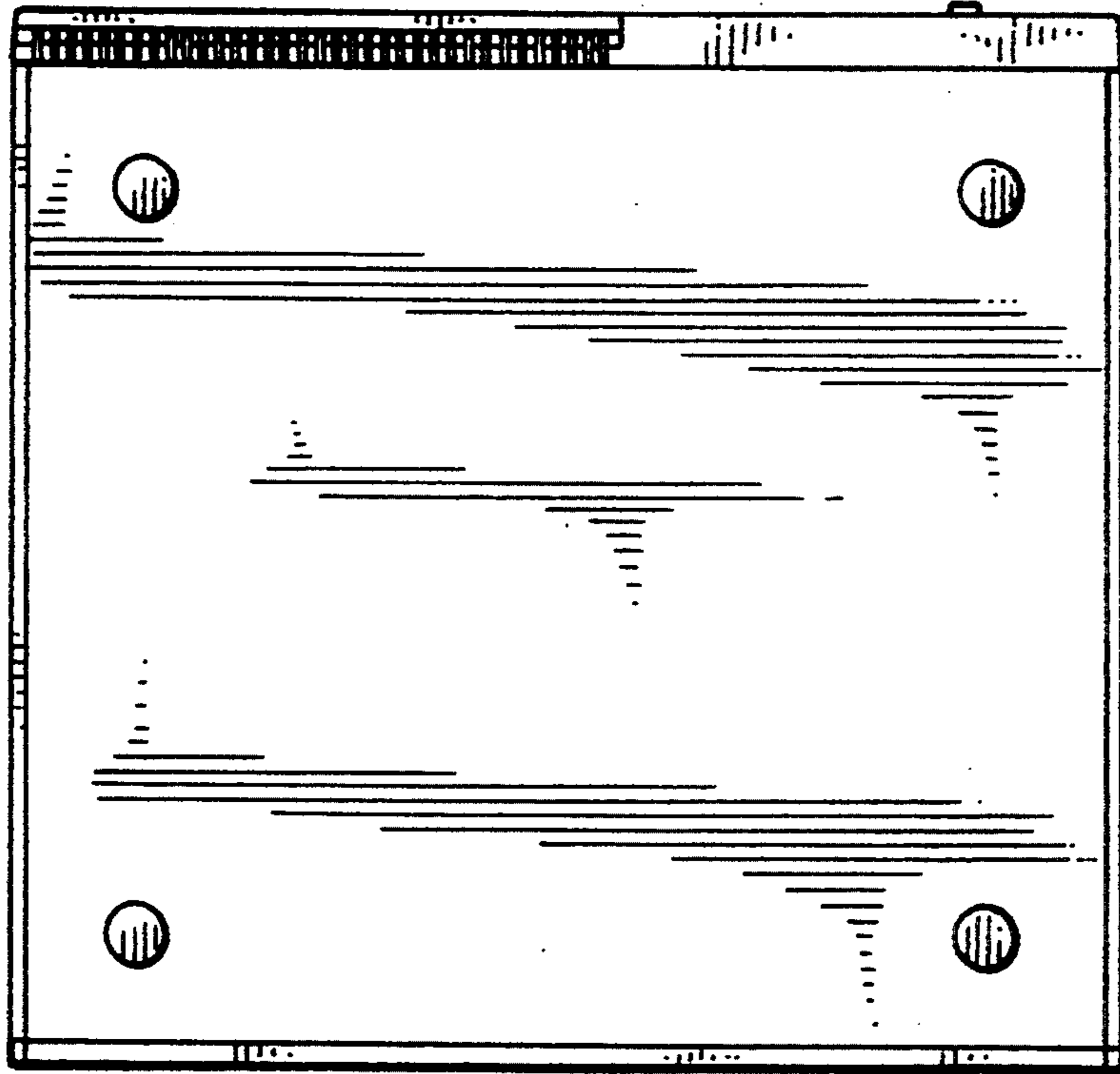


**Fig. 4**



**Fig. 5**

**Fig. 6**



**Fig. 7**

