



US00D359916S

United States Patent [19]

[11] Patent Number: **Des. 359,916**

Iida

[45] Date of Patent: **** Jul. 4, 1995**

[54] WRIST WATCH

- [75] Inventor: **Kenichi Iida**, Tokyo, Japan
- [73] Assignee: **Citizen Watch Co., Ltd.**, Tokyo, Japan
- [**] Term: **14 Years**
- [21] Appl. No.: **28,620**

- [22] Filed: **Oct. 6, 1994**
- [52] U.S. Cl. **D10/32; D10/39**
- [58] Field of Search **D10/1-40, D10/122-132; 368/223, 228, 232, 276-277, 280-282, 285; D11/3, 5, 12, 19-25**

[56] References Cited

U.S. PATENT DOCUMENTS

- D. 195,421 6/1963 Huguenin D10/39
- D. 309,113 7/1990 Schoepfer D10/32
- D. 349,251 8/1994 Goto D10/39

OTHER PUBLICATIONS

- Swiss Watch & Jewelry Journal*-Mar. 1985-p. 537-3 watches at top-left.
- Swiss Watch & Jewelry Journal*-May 1984-p. 641-watches at top.
- Timepieces*-Jun. 1989-p. 50-watches at lower-left.

Primary Examiner-Nelson C. Holtje
Attorney, Agent, or Firm-Beveridge, DeGrandi, Weilacher & Young

[57] CLAIM

The original design for a wrist watch, as shown and described.

DESCRIPTION

FIG. 1 is a perspective view of the wrist watch; FIG. 2 is a front plan view of the wrist watch; FIG. 3 is a rear plan view of the wrist watch; FIG. 4 is a left side view of the wrist watch; FIG. 5 is a right side view of the wrist watch; FIG. 6 is a top plan view of the wrist watch; FIG. 7 is a bottom plan view of the wrist watch; and, FIG. 8 is a rear plan view of the face of the wrist watch.




FIG. 1




FIG. 2




FIG. 3




FIG. 4




FIG. 5




FIG.6

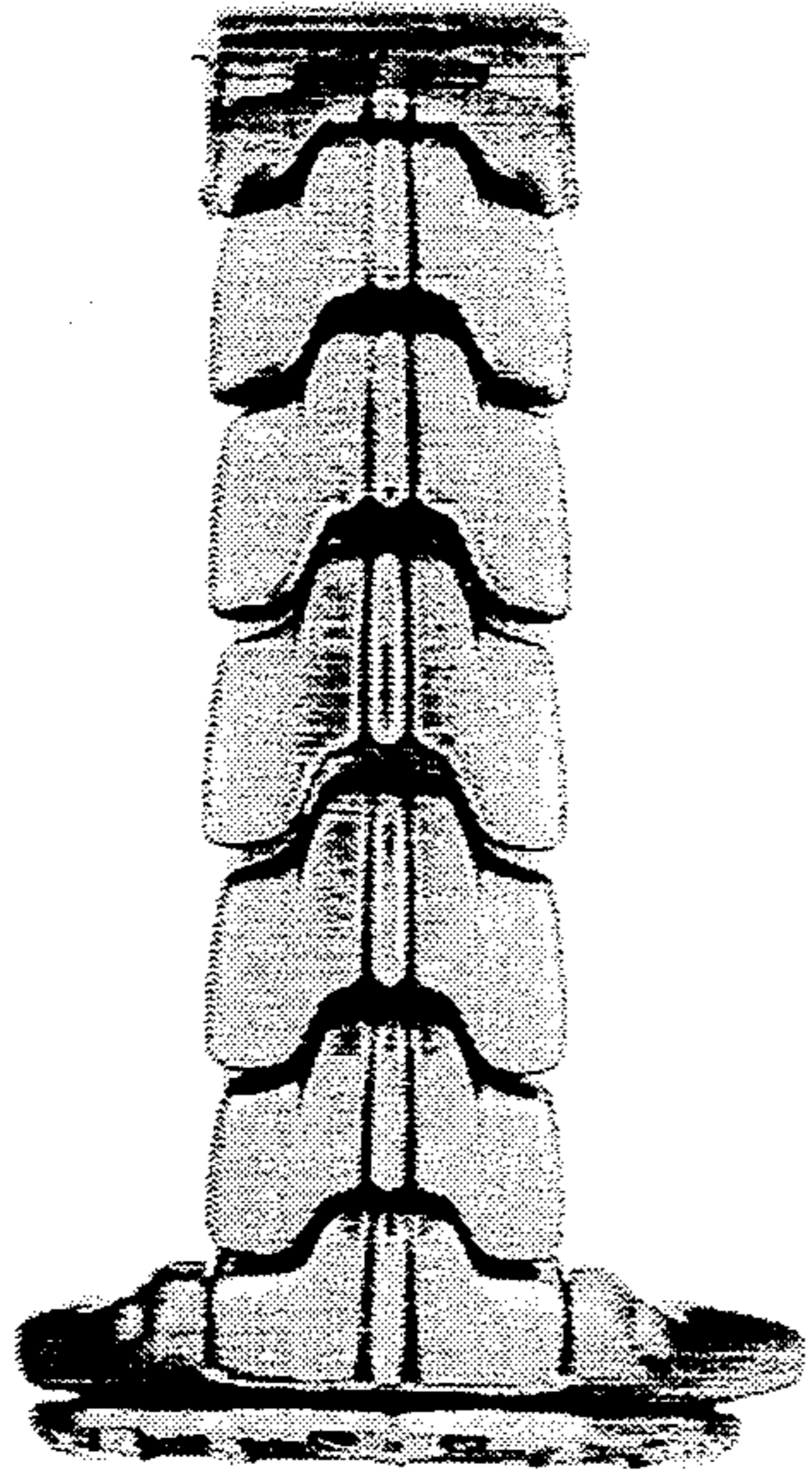


FIG.8

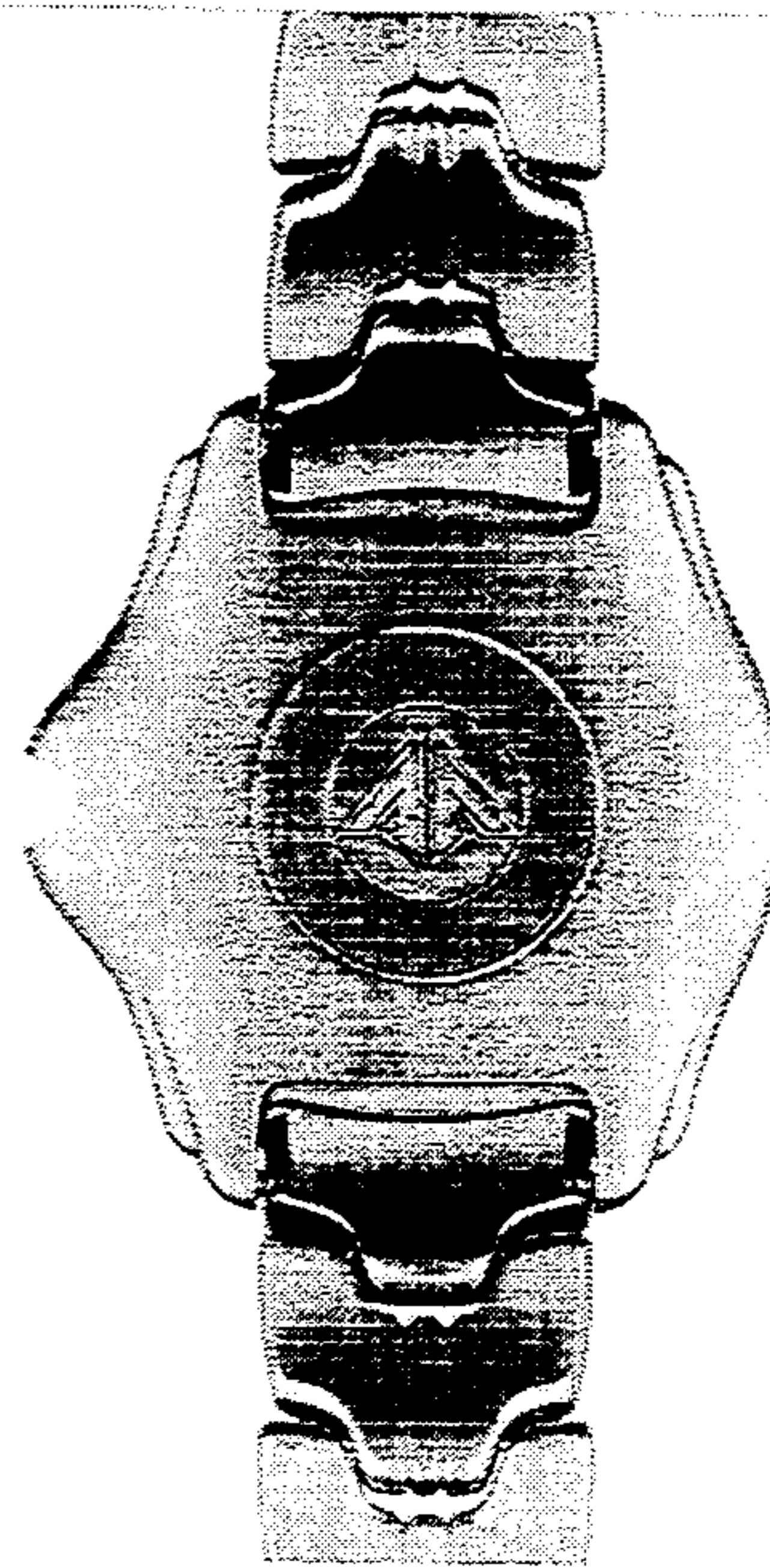


FIG.7

