



US00D359908S

# United States Patent [19]

[11] Patent Number: **Des. 359,908**

Hirsch

[45] Date of Patent: **\*\* Jul. 4, 1995**

[54] BOTTLE

[75] Inventor: **Evan M. Hirsch**, Emerson, N.J.

[73] Assignee: **American Cyanamid**, Wayne, N.J.

[\*\*] Term: **14 Years**

[21] Appl. No.: **22,005**

[22] Filed: **Apr. 28, 1994**

[52] U.S. Cl. .... **D9/548; D9/556**

[58] Field of Search ..... **D9/556, 548, 500, 502, D9/503, 504, 569; 215/1 R, 1 C**

5,072,884 12/1991 Ellison ..... 239/373

### FOREIGN PATENT DOCUMENTS

100490 12/1940 Sweden ..... 215/295

710781 11/1954 United Kingdom ..... 215/295

856958 9/1960 United Kingdom ..... 215/16

### OTHER PUBLICATIONS

Modern Salon, Mar. 1984, p. 52, Sebastian "Sheen" conditioner bottle.

Copy of 5 photographs of a cap believed to be from wisk detergent. (date unavailable).

*Primary Examiner*—Lucy Lieberman  
*Attorney, Agent, or Firm*—Thomas S. Szatkowski

### [56] References Cited

#### U.S. PATENT DOCUMENTS

- D. 23,550 7/1894 Bevan .
- D. 100,112 10/1936 McIntosh .
- D. 113,332 11/1939 Piluso .
- D. 113,394 4/1939 Piluso .
- D. 124,623 7/1940 Jung .
- D. 132,285 12/1942 Sawyer .
- D. 136,351 9/1943 Mayer ..... D9/502
- D. 152,625 8/1949 Kronman .
- D. 156,193 10/1949 Baron .
- D. 184,083 5/1958 Crabbe .
- D. 191,181 11/1961 Braun .
- D. 196,082 1/1963 Stull .
- D. 208,508 12/1967 Klein .
- D. 210,570 11/1968 Campbell .
- D. 227,107 8/1973 Bereson .
- D. 240,113 9/1976 Conrad .
- D. 241,017 8/1976 Baker ..... D9/500
- D. 242,528 11/1976 Weckman ..... D9/500
- D. 259,404 3/1981 Jones .
- D. 274,887 5/1984 Ryder .
- D. 280,291 4/1985 Copsey .
- D. 321,649 6/1991 Lambe .

### [57] CLAIM

The ornamental design for a bottle, as shown and described.

### DESCRIPTION

FIG. 1 is a perspective view of a bottle of the present invention;

FIG. 2 is a top view of the bottle of the present invention;

FIG. 3 is a front view of the bottle of the present invention, the rear and side views are the same;

FIG. 4 is a bottom view of the bottle of the present invention;

FIG. 5 is a top view of an alternative embodiment of the bottle of the present invention;

FIG. 6 is a front view of the alternative embodiment, the rear and side views are the same;

FIG. 7 is a bottom view of the alternative embodiment of the bottle of the present invention; and,

FIG. 8 is a perspective view of the alternative embodiment of the bottle of the present invention.

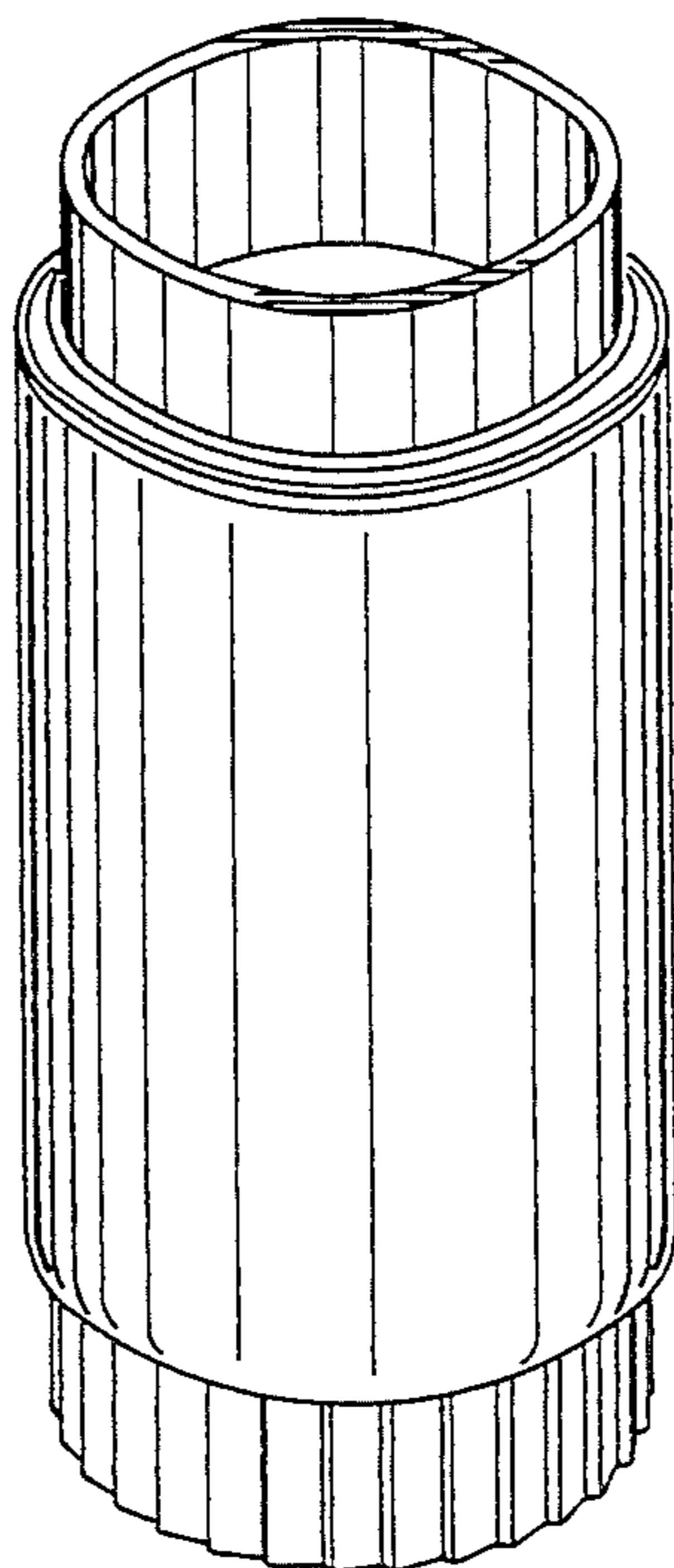


FIG. 1




FIG. 2

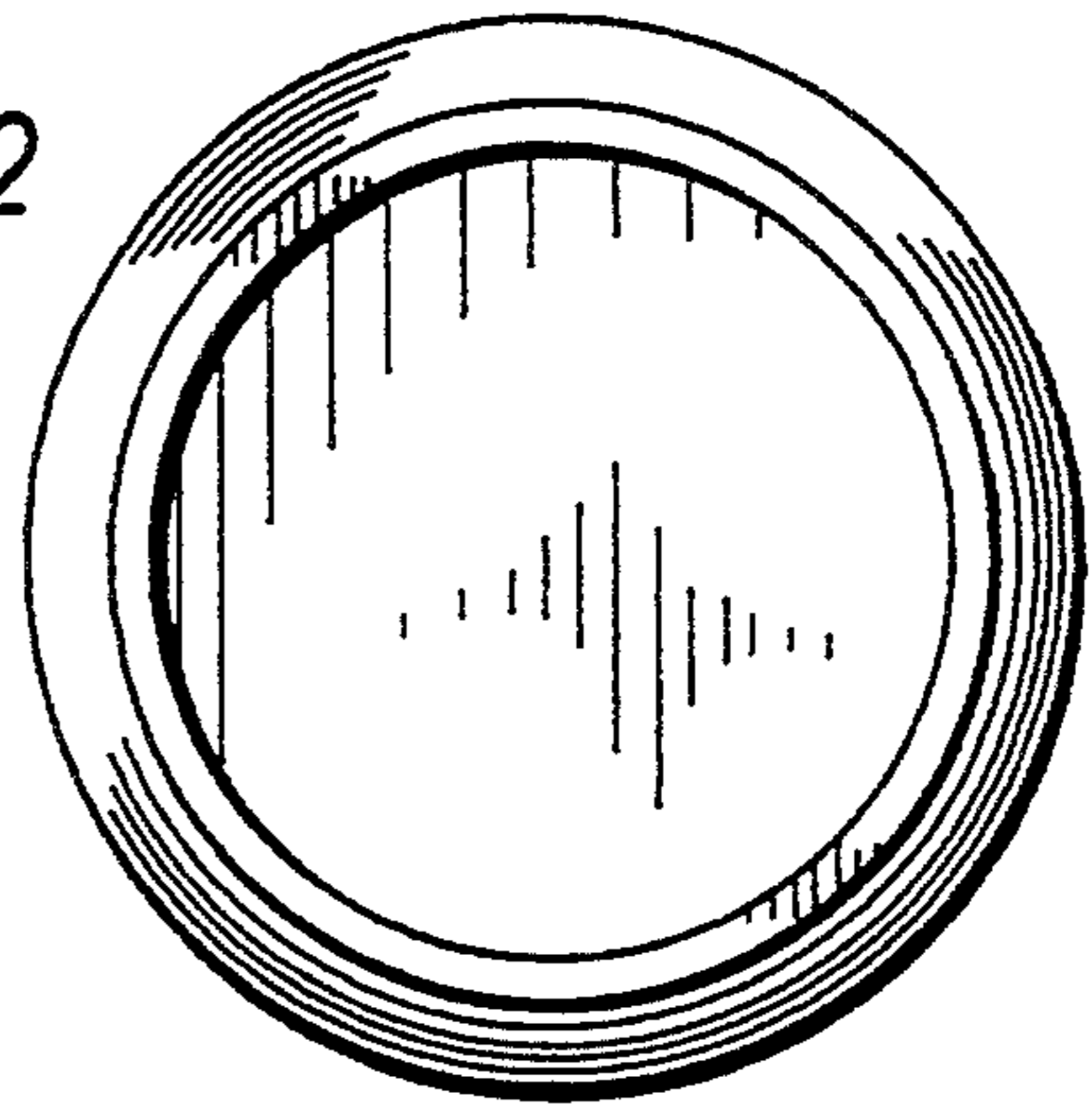


FIG. 3

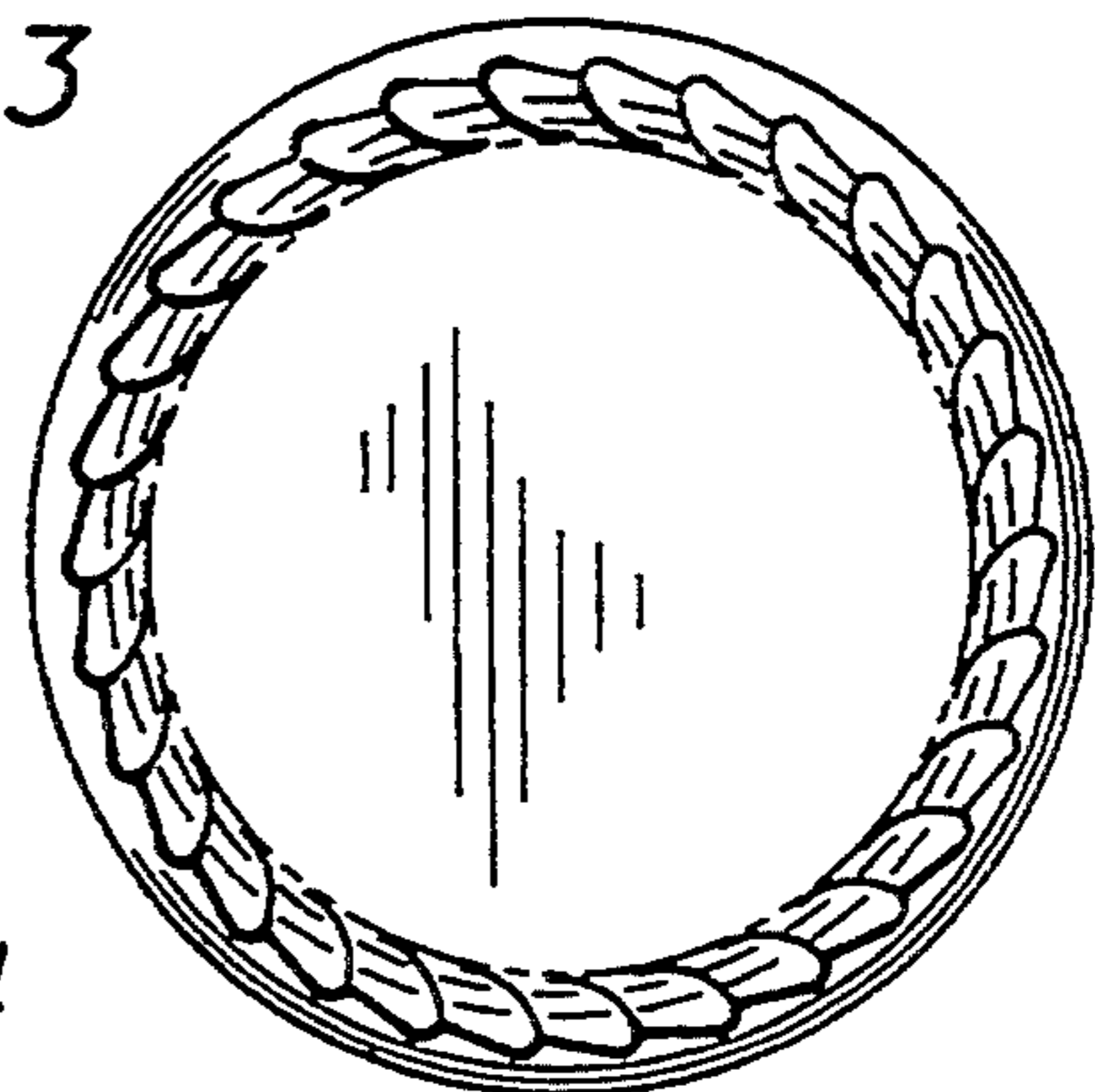


FIG. 4

FIG. 5

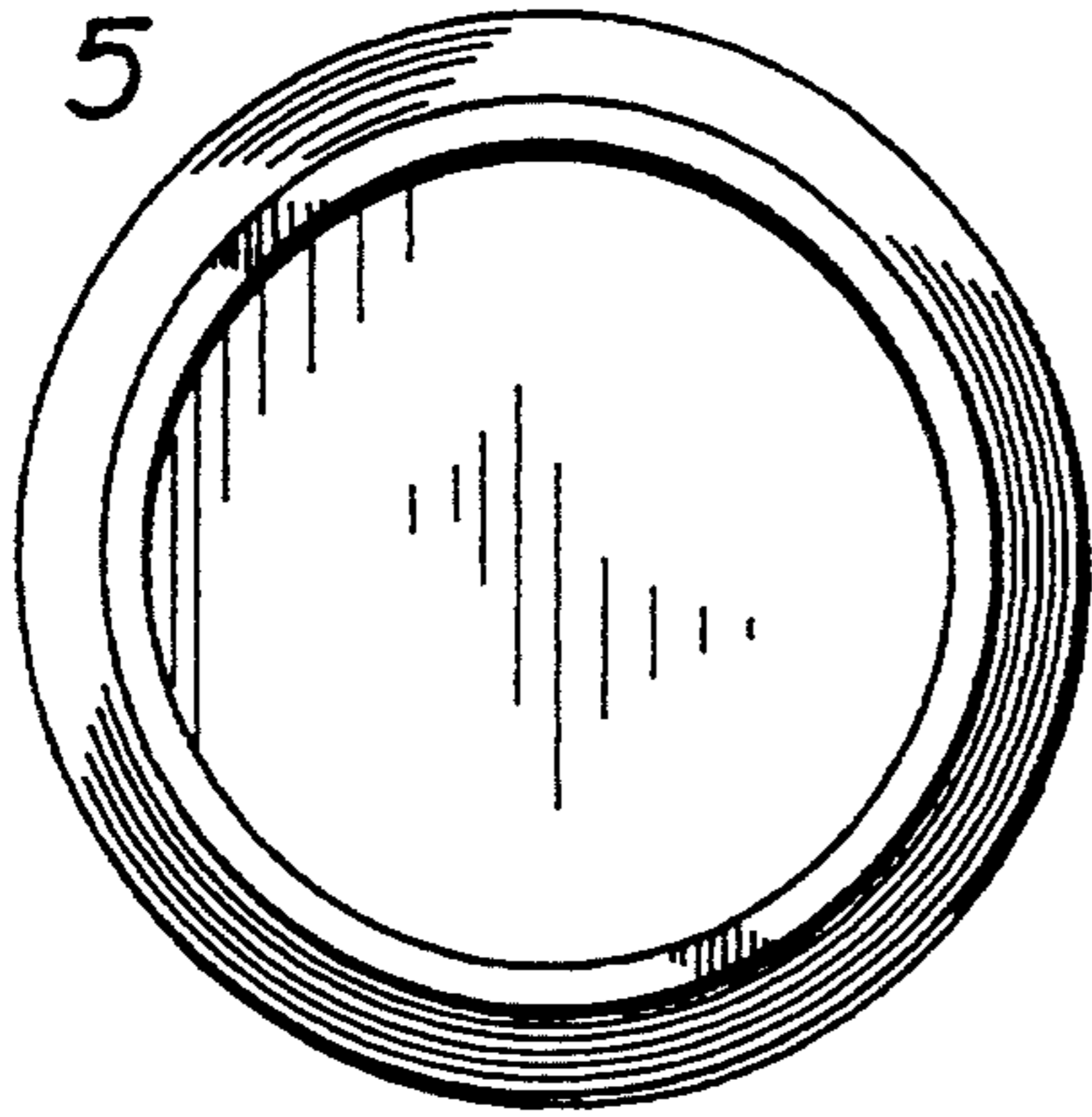


FIG. 6




FIG. 8




FIG. 7

