



US00D359907S

United States Patent [19]

[11] Patent Number: **Des. 359,907**

Hirsch

[45] Date of Patent: **** Jul. 4, 1995**

- [54] CAP AND BOTTLE
- [75] Inventor: **Evan M. Hirsch**, Emerson, N.J.
- [73] Assignee: **American Cyanamid Company**,
Wayne, N.J.
- [**] Term: **14 Years**
- [21] Appl. No.: **22,001**
- [22] Filed: **Apr. 28, 1994**
- [52] U.S. Cl. **D9/548; D9/529;**
D9/556
- [58] Field of Search D9/556, 548, 529, 500,
D9/502, 503, 504, 569, 452, 453; 215/1 R, 1 C

- D. 242,528 11/1976 Weckman D9/500
- D. 259,404 4/1981 Jones .
- D. 264,685 6/1982 Ducros D9/556
- D. 274,887 7/1984 Ryder .
- D. 278,121 3/1985 Sussman D9/504
- D. 280,291 5/1985 Copsey .
- D. 321,649 10/1991 Lambe .
- 5,072,884 12/1991 Ellison 239/373

FOREIGN PATENT DOCUMENTS

- 100490 12/1940 Sweden 215/295
- 710781 11/1954 United Kingdom 215/295
- 856958 10/1960 United Kingdom 215/16

OTHER PUBLICATIONS

Modern Salon, Mar. 1984, p. 52, Sebastian "Sheen" conditioner bottle.
Copy of 5 photographs of a cap believed to be from wisk detergent. (date not provided).

Primary Examiner—Lucy Lieberman
Attorney, Agent, or Firm—Thomas S. Szatkowski

[56] **References Cited**
U.S. PATENT DOCUMENTS

- D. 23,550 10/1894 Bevan .
- D. 88,453 11/1932 Conner D9/453
- D. 100,112 12/1936 McIntosh .
- D. 113,332 9/1939 Piluso .
- D. 113,394 7/1939 Piluso .
- D. 124,623 9/1940 Jung .
- D. 132,285 5/1942 Sawyer .
- D. 136,351 9/1943 Mayer D9/502
- D. 152,625 11/1949 Kronman .
- D. 156,193 3/1949 Baron .
- D. 184,083 1/1958 Crabbe .
- D. 191,181 12/1961 Braun .
- D. 196,082 8/1963 Stull .
- D. 208,508 7/1967 Klein .
- D. 210,570 12/1968 Campbell .
- D. 213,545 3/1969 Koenigsberg D9/529
- D. 227,107 11/1973 Bereson .
- D. 240,113 2/1976 Conrad .

[57] **CLAIM**
The ornamental design for a cap and bottle, as shown and described.

DESCRIPTION

FIG. 1 is a perspective view of the cap and bottle of the present invention;
FIG. 2 is a top view of the cap and bottle of the present invention;
FIG. 3 is a front view of the cap and bottle of the present invention, the rear and side views are the same; and,
FIG. 4 is a bottom view of the cap and bottle of the present invention.

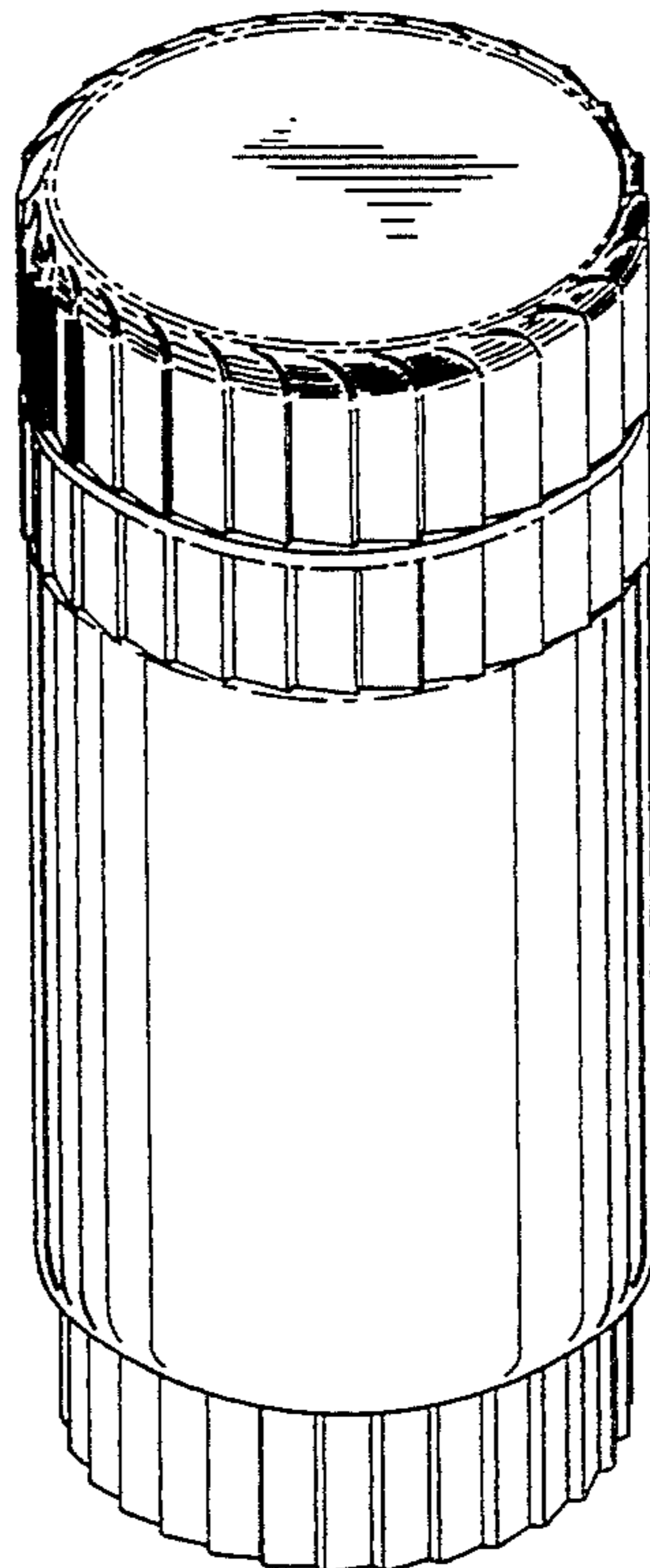


FIG. 1

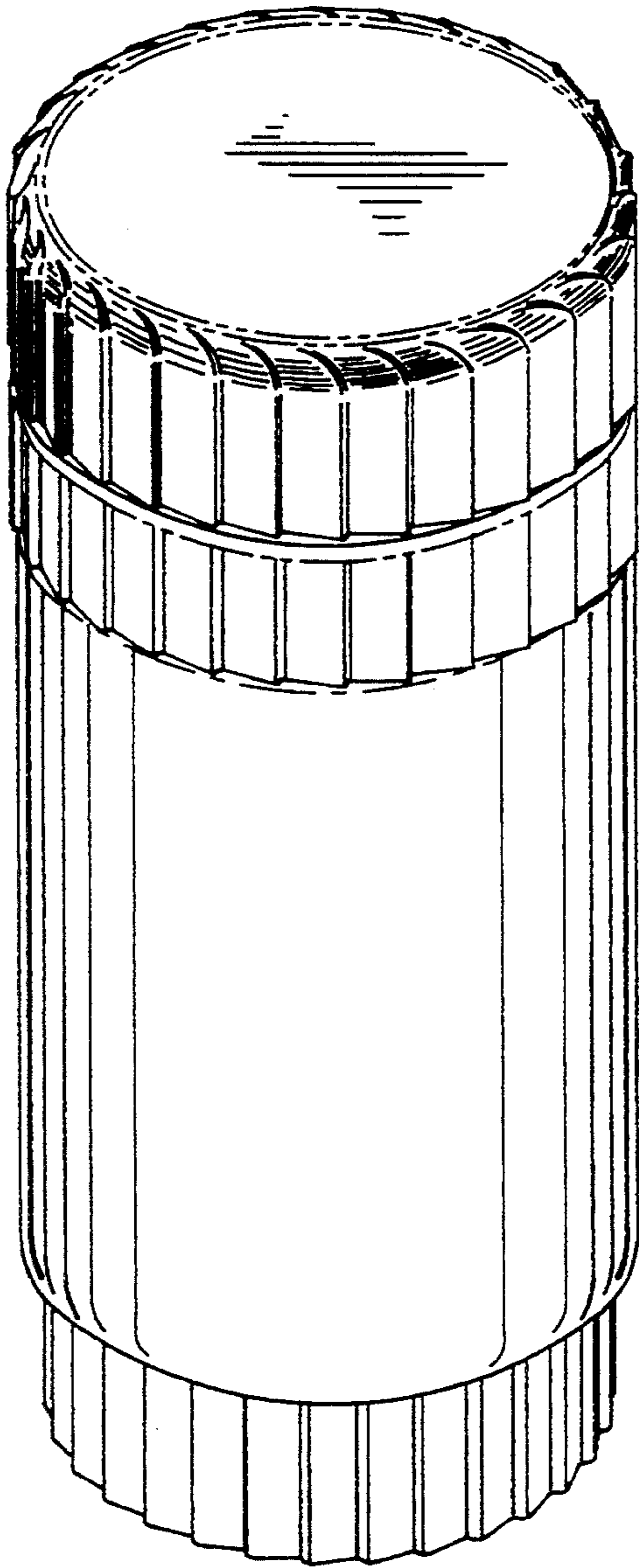


FIG. 2

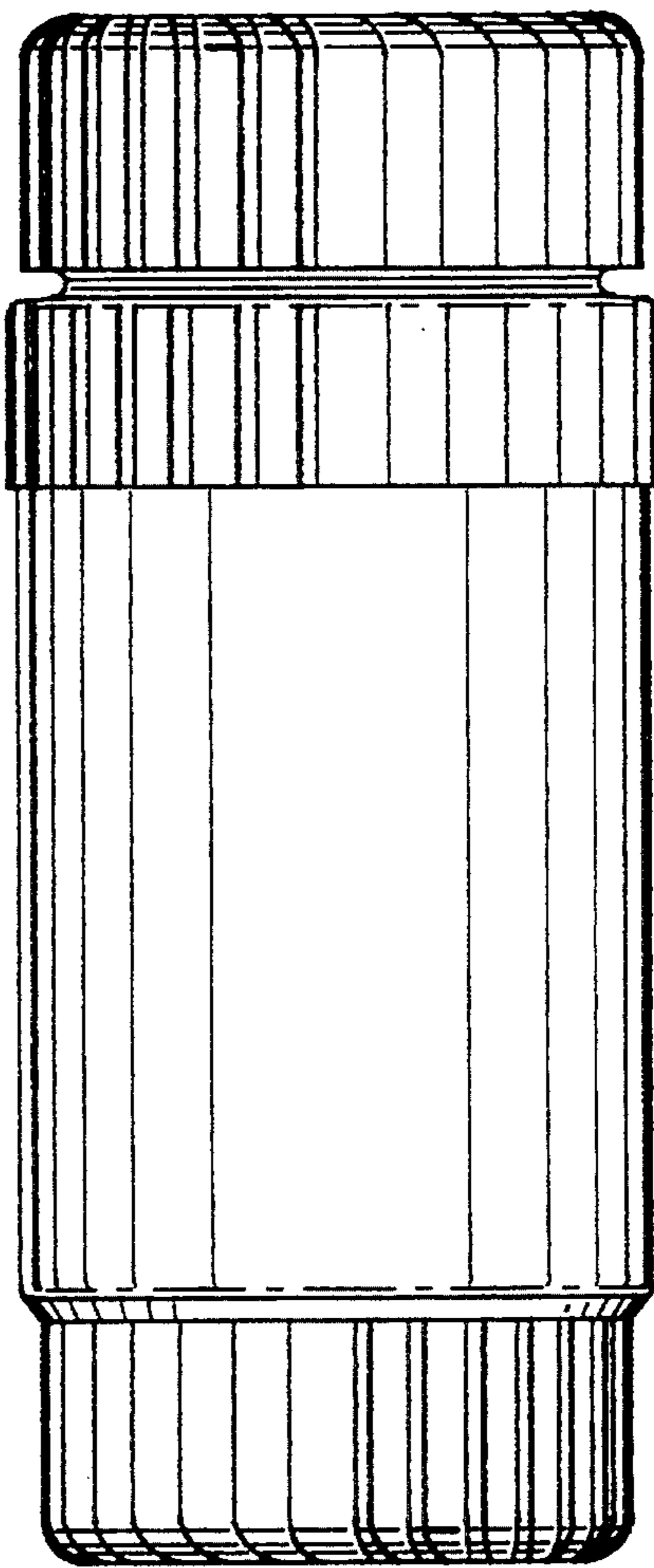



FIG. 3

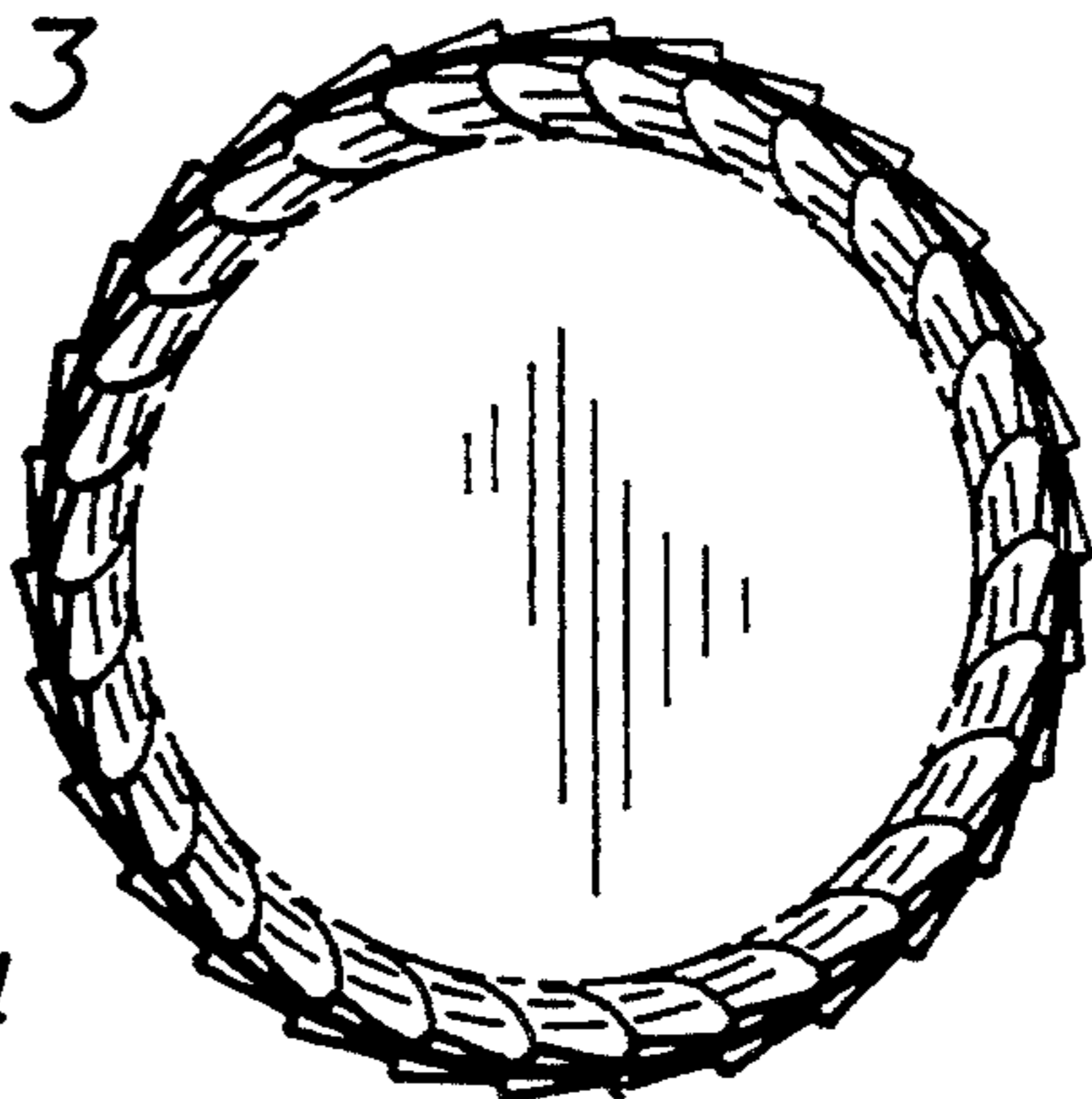


FIG. 4