



US00D359890S

**United States Patent** [19]  
**Wensley**

[11] **Patent Number: Des. 359,890**  
[45] **Date of Patent: \*\* Jul. 4, 1995**

[54] **PRUNERS**  
[75] **Inventor: Stephen Wensley, Llantwit Major, United Kingdom**  
[73] **Assignee: Fiskars UK Limited, Bridgend, United Kingdom**  
[\*\*] **Term: 14 Years**  
[21] **Appl. No.: 26,362**  
[22] **Filed: Jul. 26, 1994**

4,901,440 2/1990 Go et al. .... 30/254  
5,063,671 11/1991 Huang ..... 30/262  
5,179,783 1/1993 Melter ..... 30/262

*Primary Examiner*—James M. Gandy  
*Assistant Examiner*—Holly Baynham  
*Attorney, Agent, or Firm*—Foley & Lardner

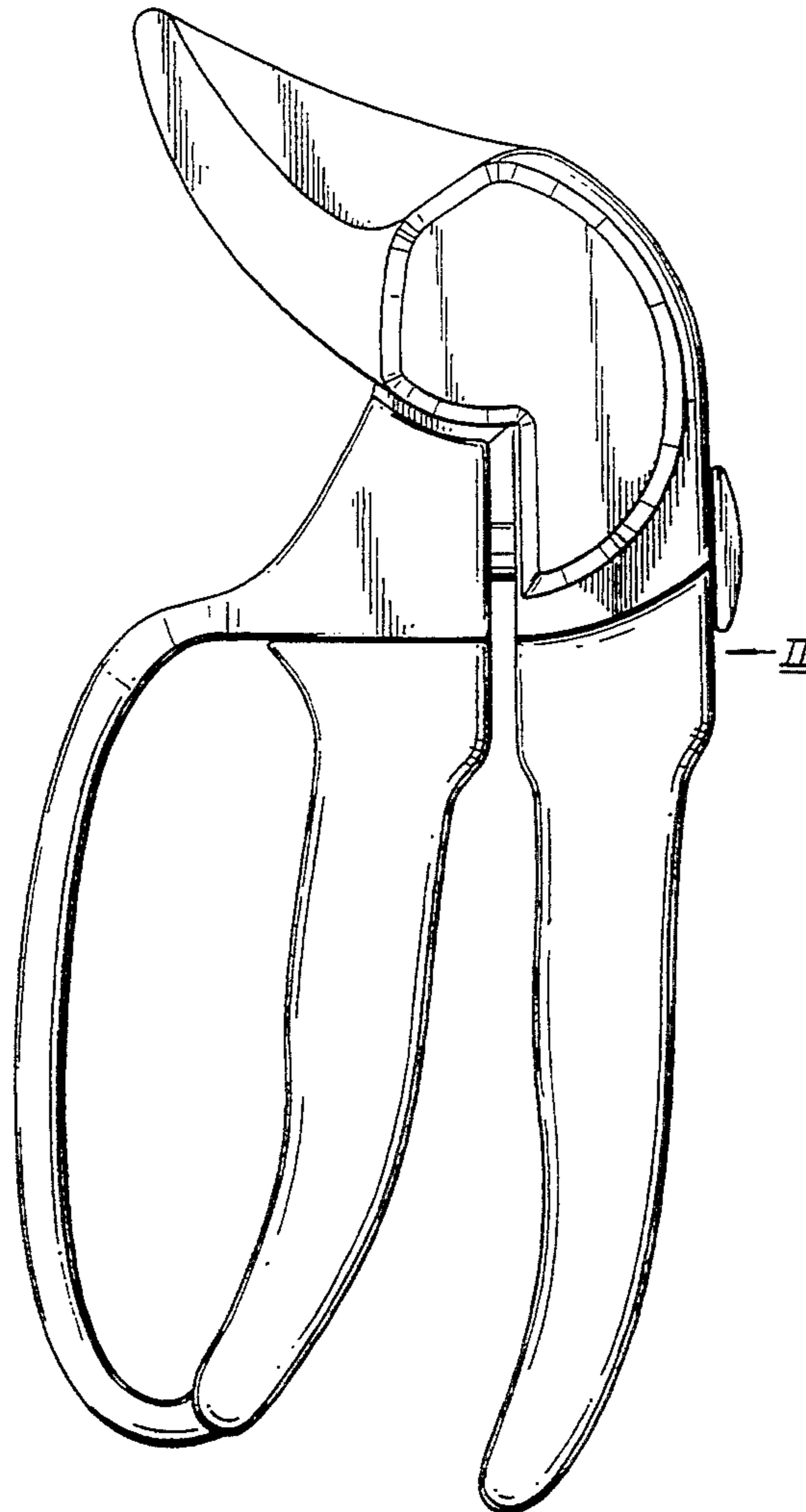
[30] **Foreign Application Priority Data**  
Jan. 28, 1994 [GB] United Kingdom ..... 2036676  
[52] **U.S. Cl.** ..... **D8/5; D8/4**  
[58] **Field of Search** ..... **D8/4, 5, 57, 51-52;**  
**30/251-252, 254, 260-262**

[57] **CLAIM**  
The ornamental design for pruners, as shown.

**DESCRIPTION**

FIG. 1 is an elevation of one side of the pruners;  
FIG. 2 is an elevation of an edge of the pruners of FIG. 1 in the direction of the arrow II of FIG. 1;  
FIG. 3 is an elevation of a side of the pruners opposite the side of FIG.1;  
FIG. 4 is an elevation of an edge of the pruners opposite the edge of FIG. 2 in the direction of the arrow IV in FIG. 3;  
FIG. 5 is a plan view from above of the pruners of FIGS. 1 to 4; and,  
FIG. 6 is a plan view from beneath of the pruners of FIGS. 1 and 5.

[56] **References Cited**  
**U.S. PATENT DOCUMENTS**  
D. 307,696 5/1990 Ishida et al. .... D8/5  
D. 317,390 6/1991 Igarashi ..... D8/4  
D. 331,355 12/1992 Viemeister ..... D8/57



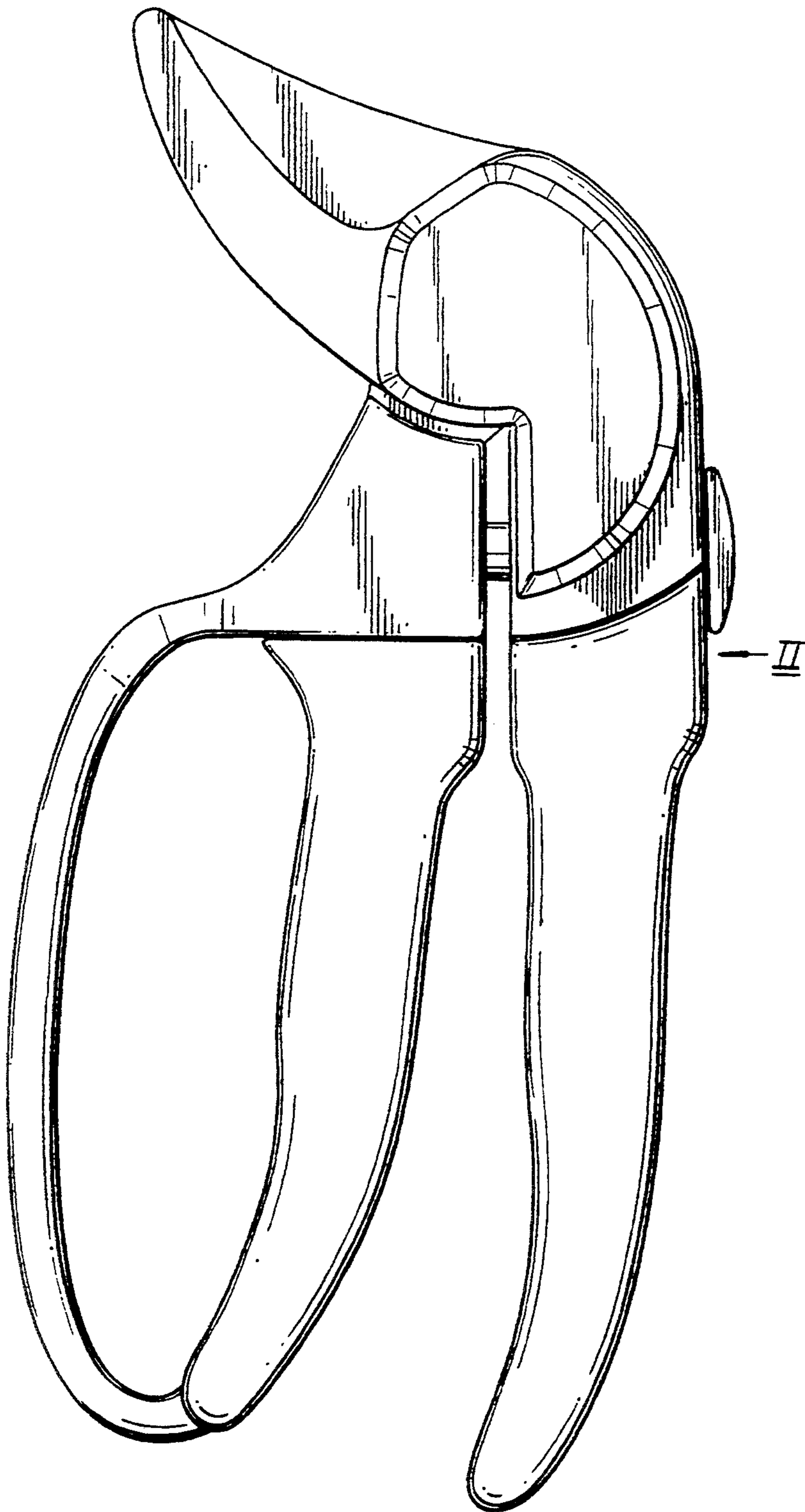


Fig. 1

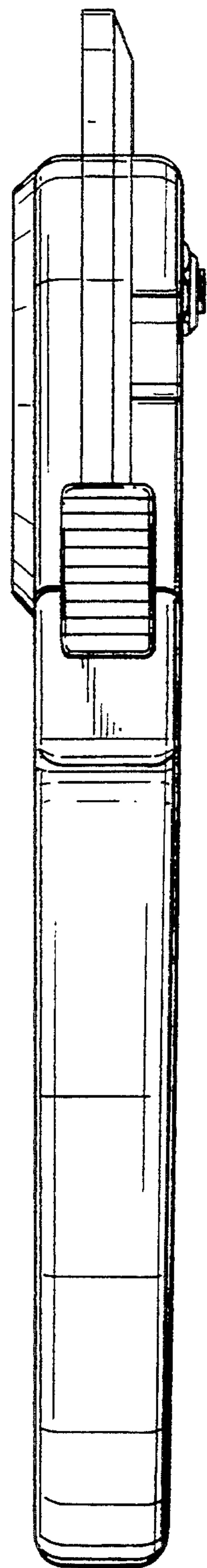


Fig. 2

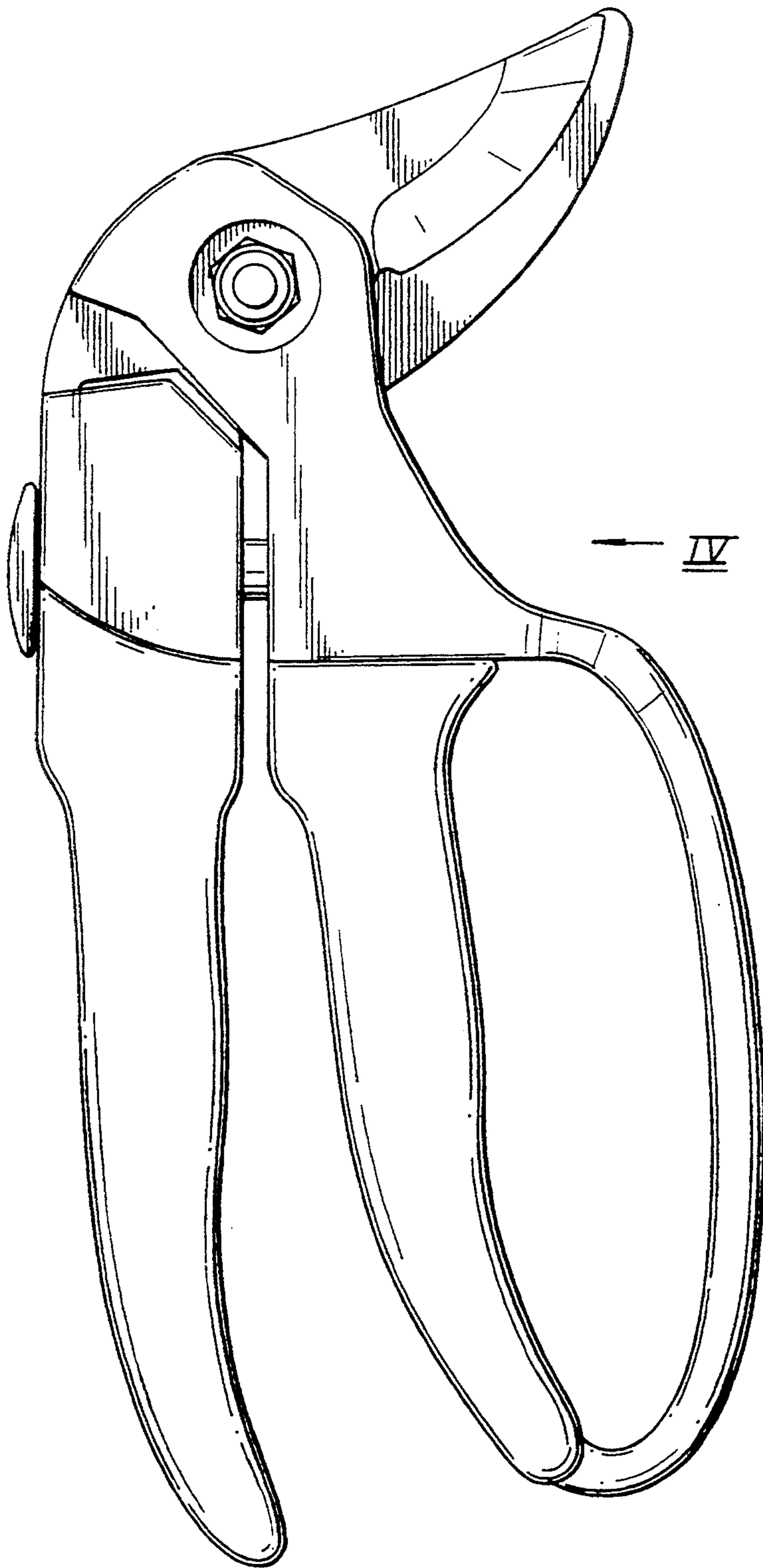


Fig. 3

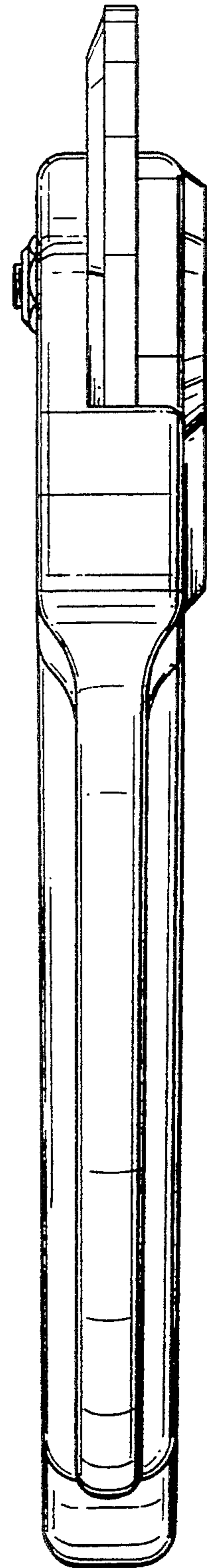
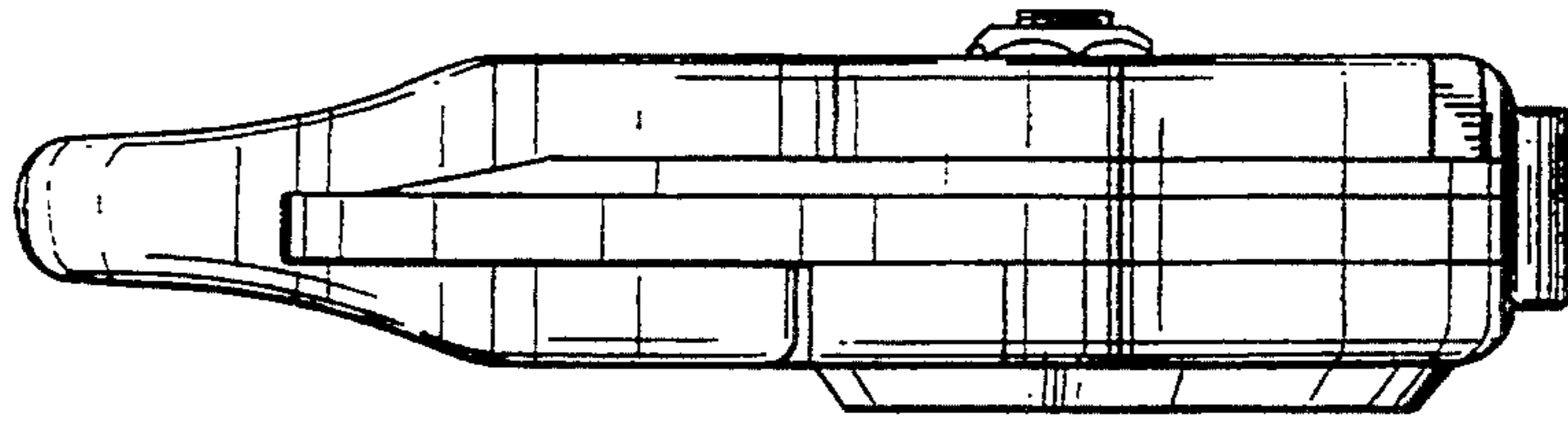



Fig. 4



*Fig. 5*



*Fig. 6*