



US00D359870S

**United States Patent** [19]  
**McLaughlin**

[11] **Patent Number: Des. 359,870**  
[45] **Date of Patent: \*\* Jul. 4, 1995**

[54] **TUB PILLOW**  
[76] **Inventor: Donna L. McLaughlin, 18901**  
Huntington Rd., Detroit, Mich.  
48219-2829  
[\*\*] **Term: 14 Years**  
[21] **Appl. No.: 18,287**  
[22] **Filed: Feb. 2, 1994**  
[52] **U.S. Cl. .... D6/601; D6/596;**  
D23/304  
[58] **Field of Search ..... D6/601, 595, 596, 604;**  
297/395; 4/575.1, 574.1; 5/652; D23/303, 304

1,953,798 4/1934 De Grandcourt ..... 4/575.1  
1,954,940 4/1934 Mikel ..... 4/575.1  
2,461,880 2/1949 Curran ..... 5/652  
3,583,001 6/1971 Steinhoff ..... 4/575.1  
4,051,563 10/1977 Clarke, Jr. .... 4/575.1  
4,891,848 1/1990 Carter ..... 4/571.1  
5,140,713 8/1992 Pesterfield ..... 4/575.1

*Primary Examiner*—Lisa P. Lichtenstein

[57] **CLAIM**

The ornamental design for a tub pillow, as shown.

**DESCRIPTION**

FIG. 1 is a front elevational view of the tub pillow showing my new design;  
FIG. 2 is rear elevational view thereof;  
FIG. 3 is a left side elevational view thereof;  
FIG. 4 is a right side elevational view thereof;  
FIG. 5 is a top plan view thereof; and,  
FIG. 6 is a bottom plan view thereof.

[56] **References Cited**  
**U.S. PATENT DOCUMENTS**

D. 279,344 6/1985 Kohler, Jr. .... D6/596  
D. 284,724 7/1986 Clark et al. .... D6/596


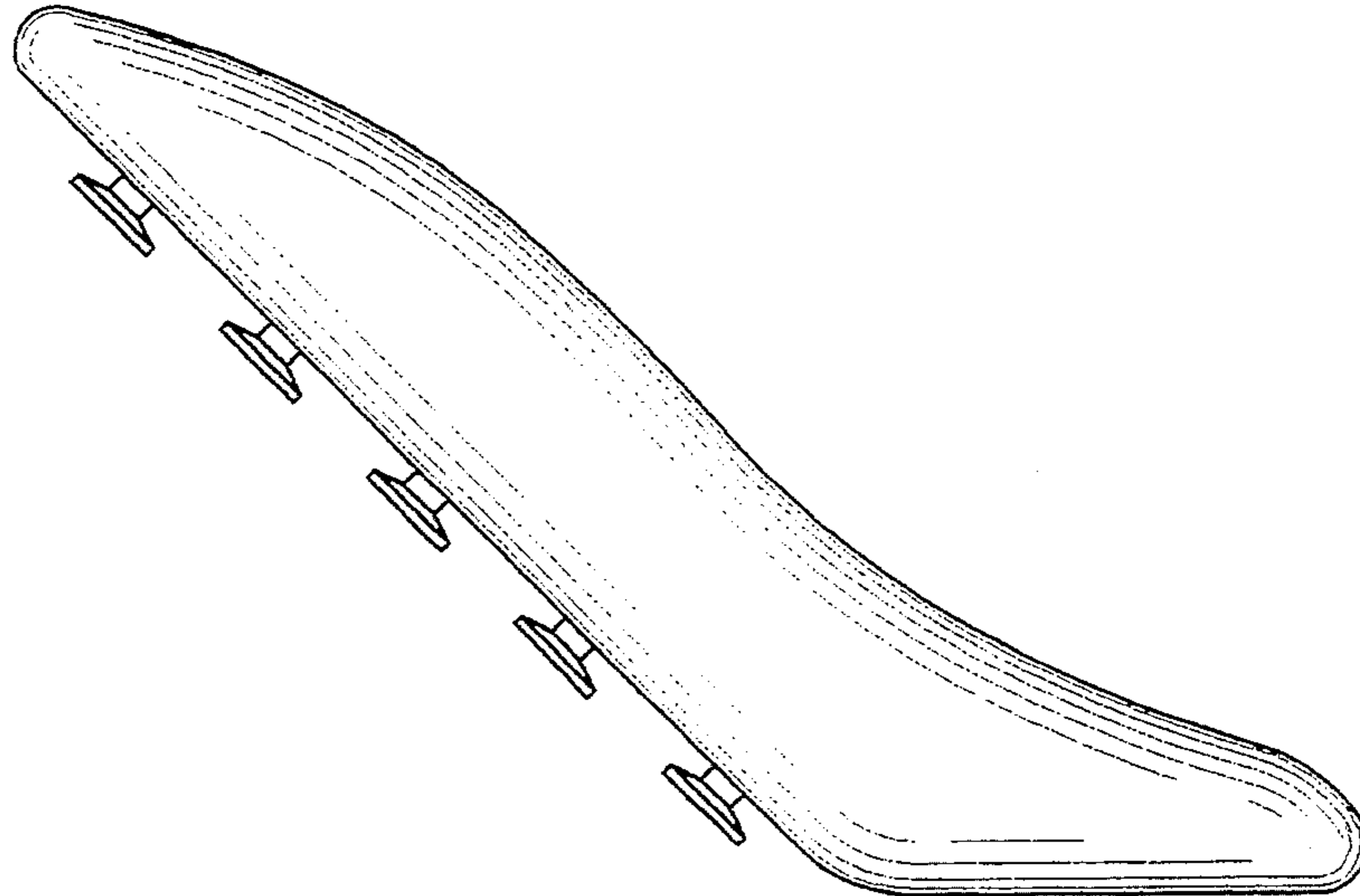


FIG. 1

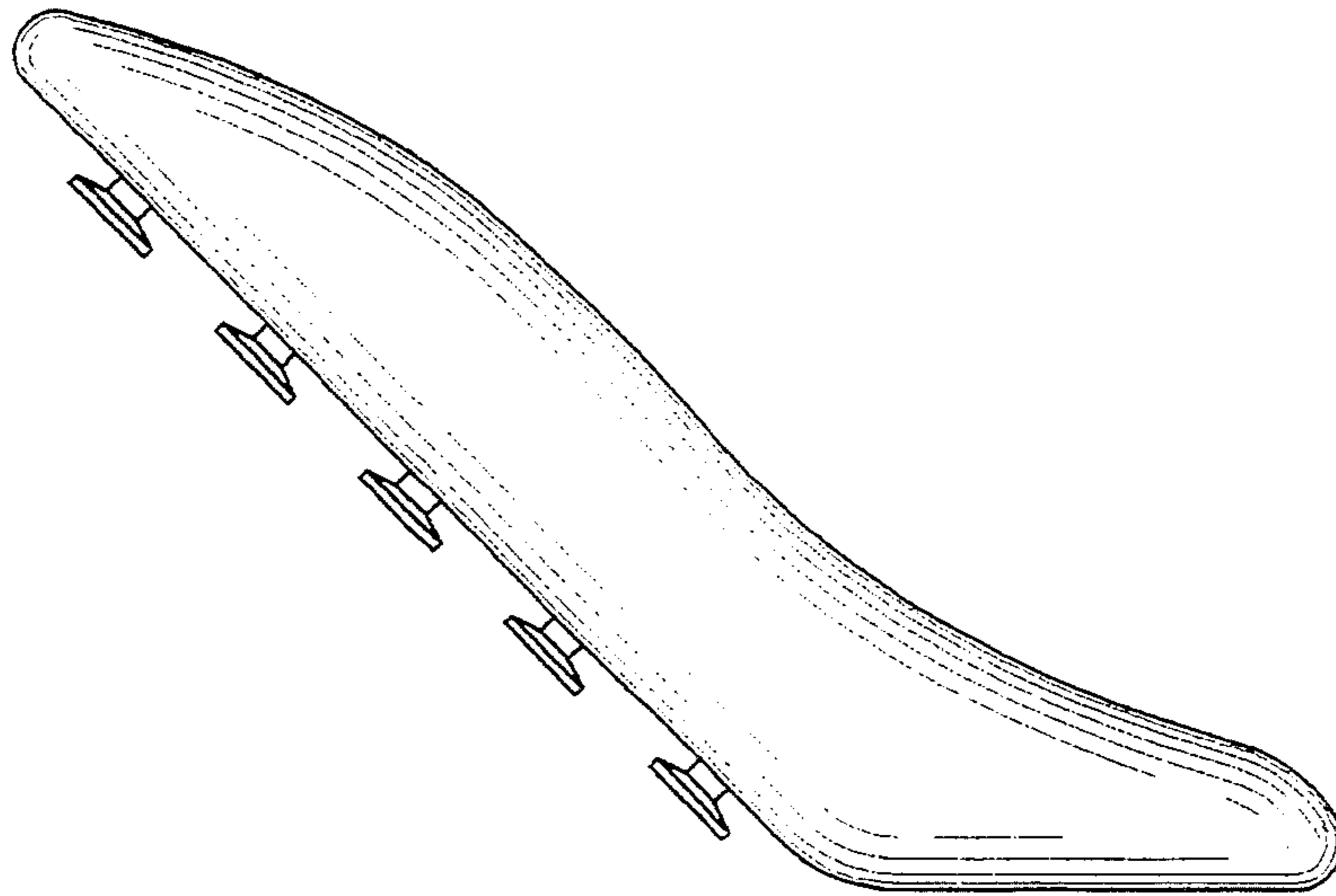


FIG. 2

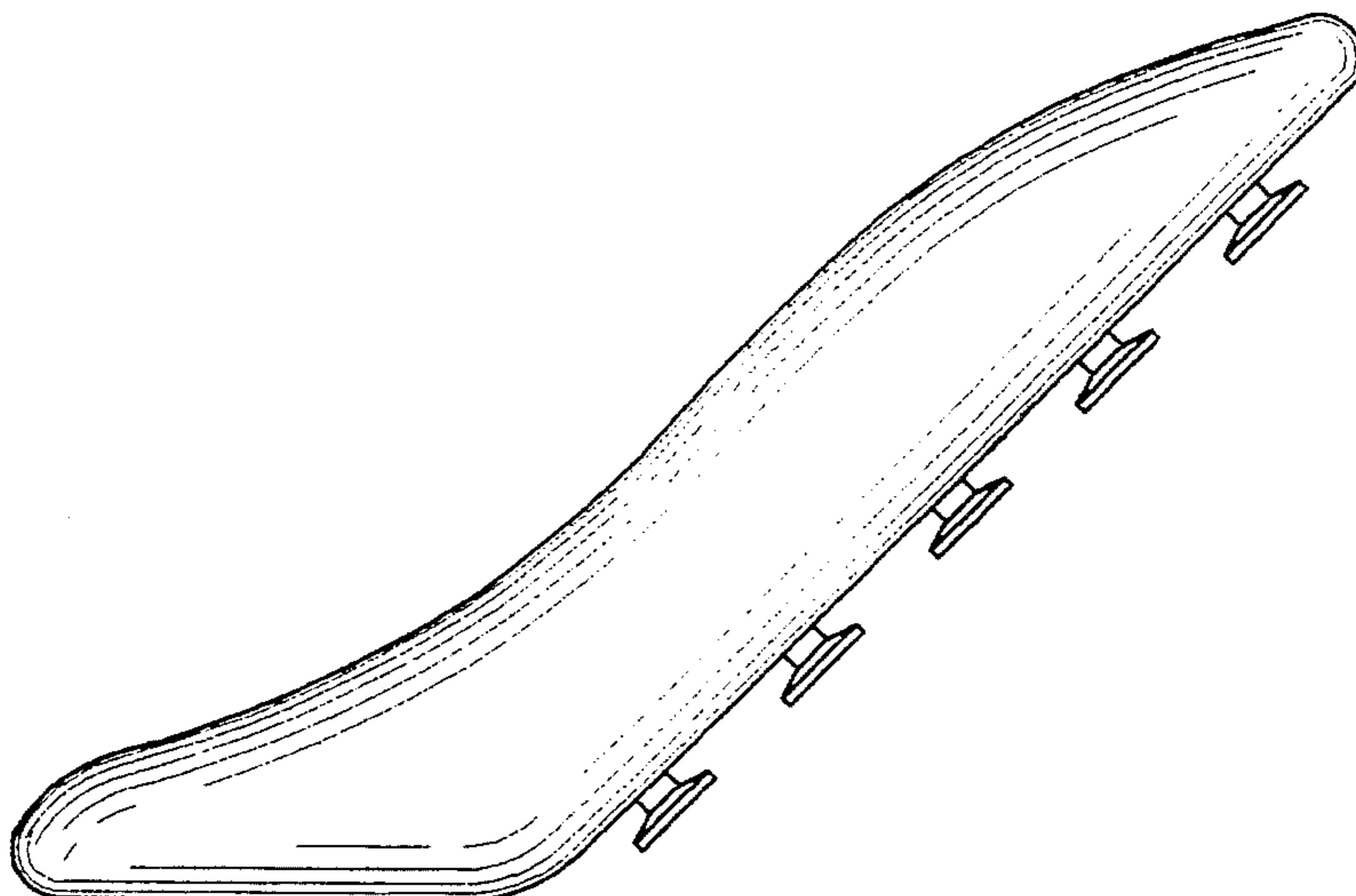


FIG. 3




FIG. 4

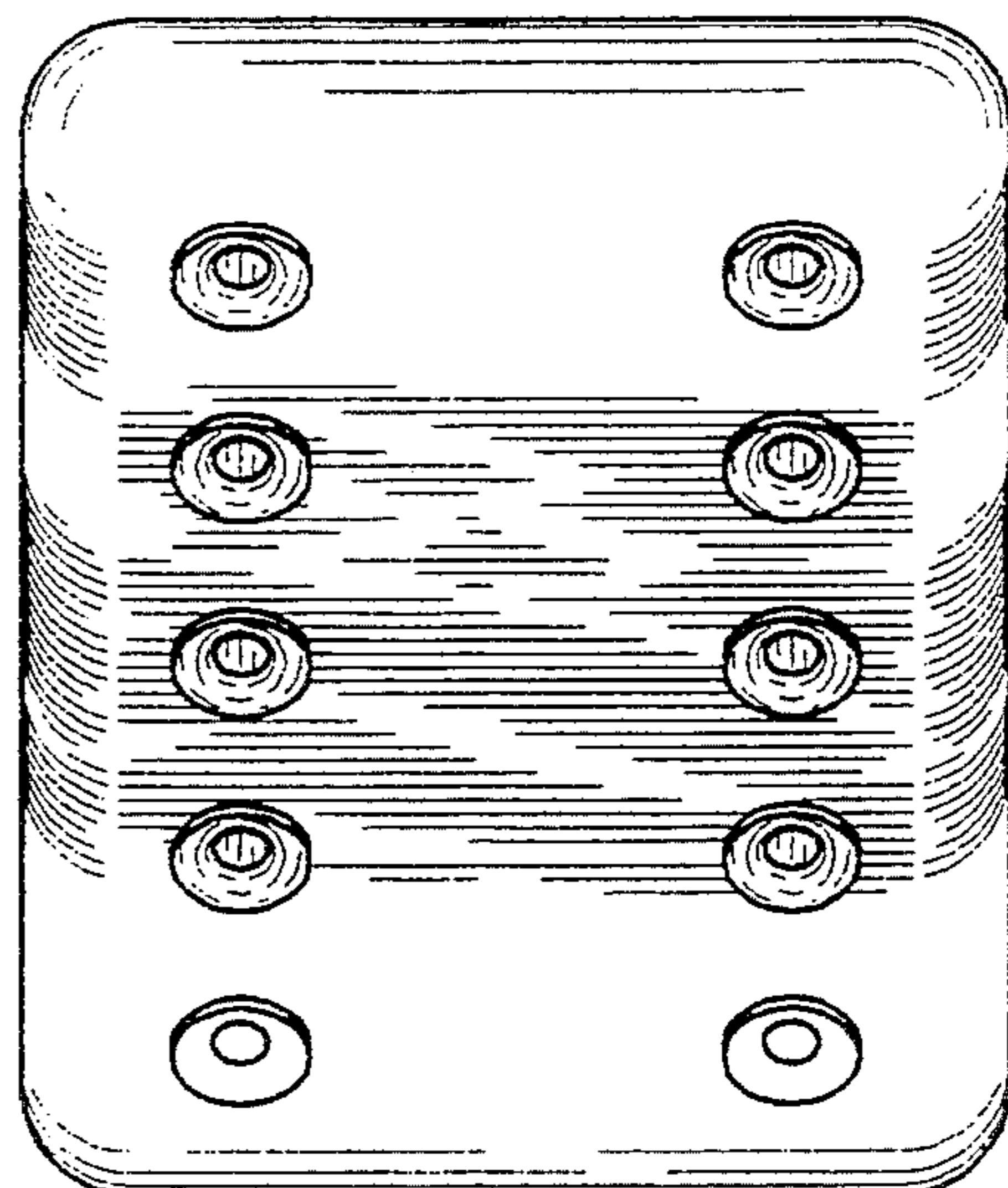


FIG. 5




FIG. 6

