



US00D359854S

United States Patent [19]
Hoagland

[11] **Patent Number: Des. 359,854**
[45] **Date of Patent: ** Jul. 4, 1995**

[54] **BRUSH HANDLE**

[75] **Inventor: Mary M. Hoagland, Cincinnati, Ohio**

[73] **Assignee: Vining Industries, Inc., Springfield, Ohio**

[**] **Term: 14 Years**

[21] **Appl. No.: 8,513**

[22] **Filed: May 19, 1993**

[52] **U.S. Cl. D4/138; D4/129**

[58] **Field of Search D4/129-130, D4/132, 134-136, 138; 15/143.1, 159.1, 160, 167.3, 186-187**

[56] **References Cited**

U.S. PATENT DOCUMENTS

- D. 236,071 7/1975 Zemke D4/129 X
- D. 329,752 9/1992 Murphy et al. D4/129

FOREIGN PATENT DOCUMENTS

9399 of 1907 United Kingdom 15/143.1

Primary Examiner—Susan J. Lucas
Assistant Examiner—Lavone D. Tabor
Attorney, Agent, or Firm—Panitch Schwarze Jacobs & Nadel

[57] **CLAIM**

The ornamental design for a brush handle, as shown and described.

DESCRIPTION

FIG. 1 is a three-quarter perspective of a brush handle showing my new design;
FIG. 2 is a side view as seen from the left of FIG. 1, the right side being a mirror image thereof;
FIG. 3 is a front elevational view thereof;
FIG. 4 is a rear elevational view thereof;
FIG. 5 is a top plan view thereof; and,
FIG. 6 is a bottom plan view thereof to which brushes are attached.

The broken line showing of bristles is for illustrative purposes only and forms no part of the claimed design.

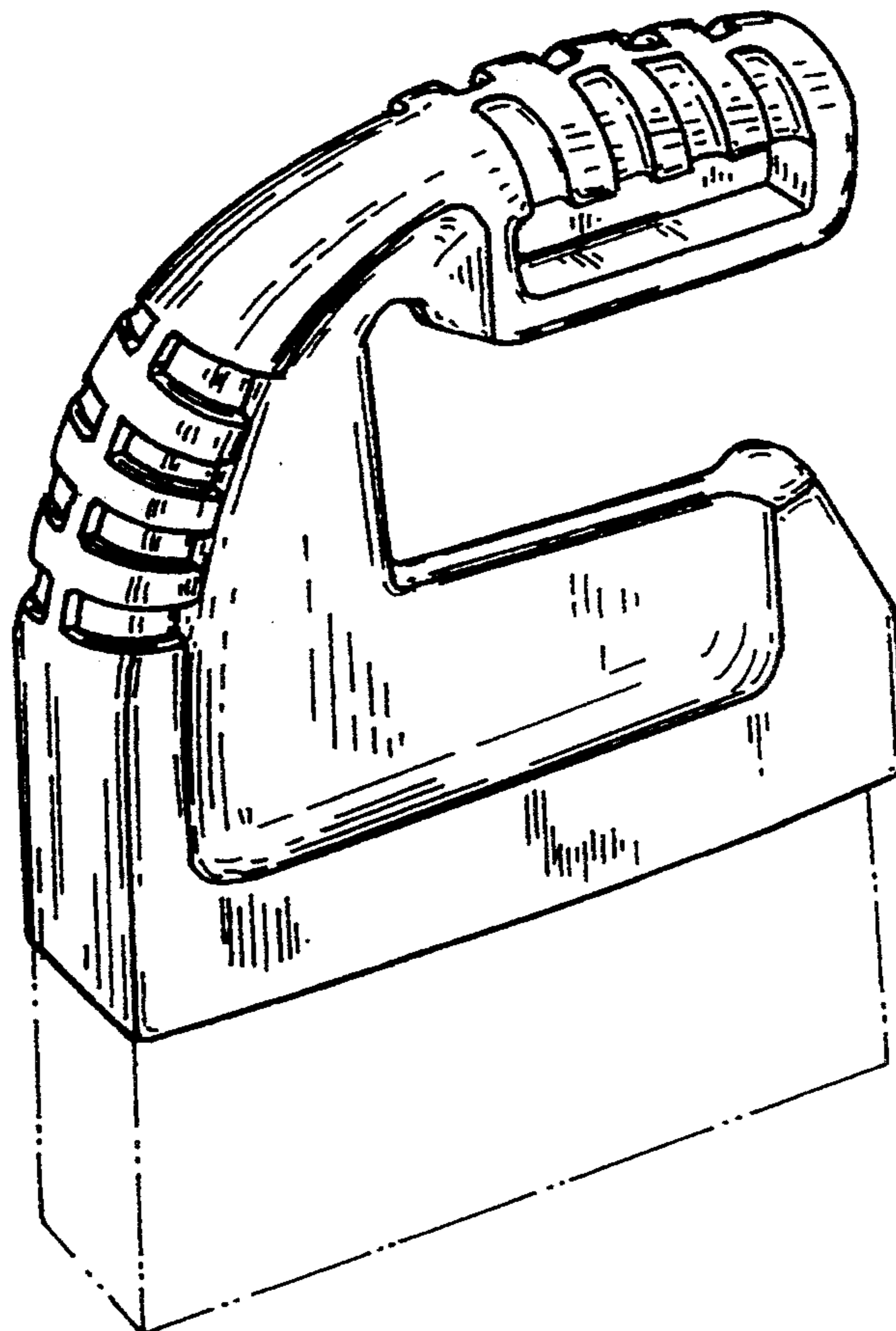


FIG. 1

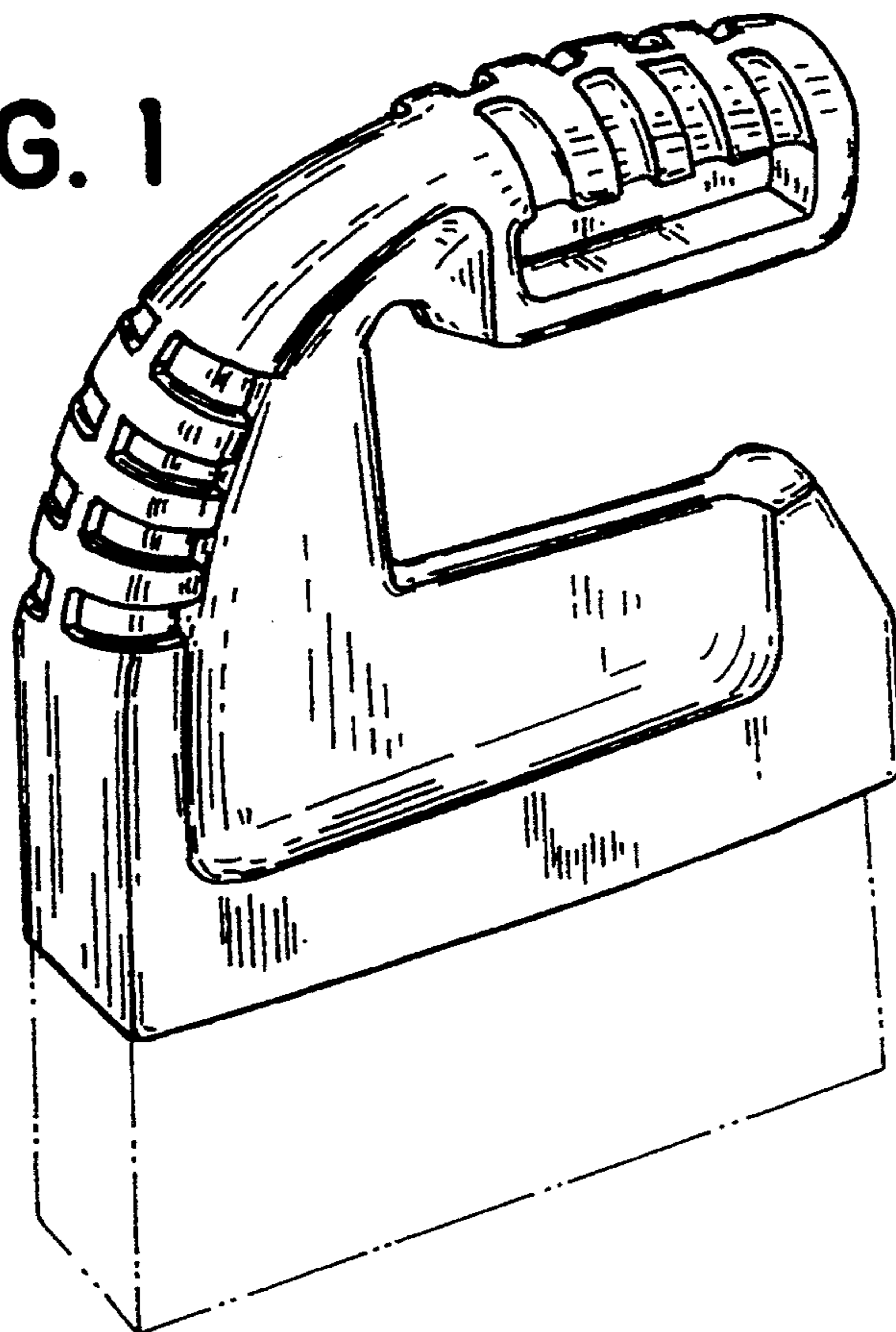


FIG. 2

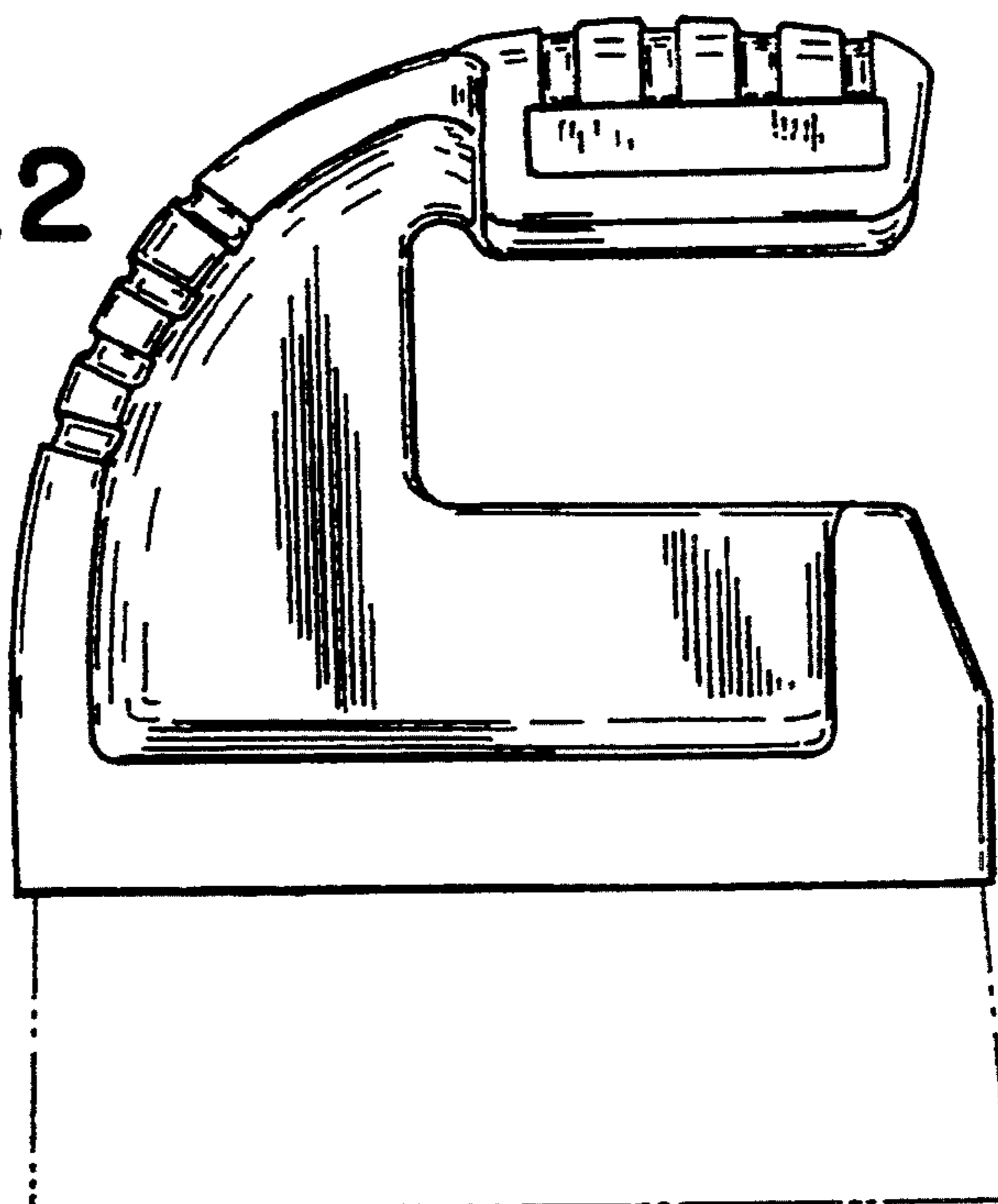


FIG. 3




FIG. 4




FIG. 5

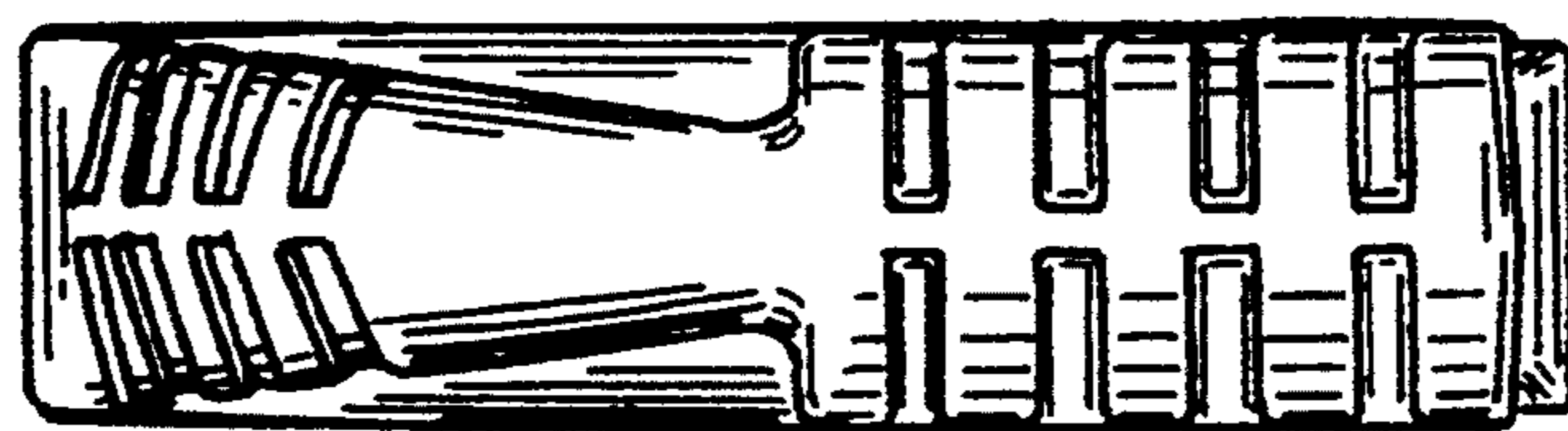


FIG. 6

