



US00D359846S

United States Patent [19]

[11] Patent Number: **Des. 359,846**

MacDonald

[45] Date of Patent: **** Jul. 4, 1995**

[54] **TRIPLE HEADER KEY HOLDER**

5,050,414 9/1991 Huang 70/459

[76] Inventor: **Sumner MacDonald**, 44 Ballou Blvd.,
Bristol, R.I. 02809

5,154,073 10/1992 Huang 70/459

5,174,139 12/1992 Huang 70/459

5,209,089 5/1993 Nelson 70/456 R

[**] Term: **14 Years**

Primary Examiner—Ralf T. Seifert
Attorney, Agent, or Firm—Robert J. Doherty

[21] Appl. No.: **21,820**

[57] **CLAIM**

[22] Filed: **Apr. 25, 1994**

The ornamental design for a triple header key holder, as shown and described.

[52] U.S. Cl. **D3/207**

[58] Field of Search **D3/207-212;**
70/456 B, 456 R, 457-460; 207/456 R; 24/3 K

DESCRIPTION

[56] **References Cited**

U.S. PATENT DOCUMENTS

D. 267,209	12/1982	Beier	D3/207
D. 273,722	5/1984	Brentini	D3/207
D. 311,275	10/1990	MacDonald	D3/207
D. 351,278	10/1994	Stillwagon	D3/208
3,916,659	11/1975	Leopoldi	D3/207
5,020,348	6/1991	Scongio	70/459
5,031,430	7/1991	Nelson	70/459

FIG. 1 is a front elevational view of a triple header key holder showing my new design;

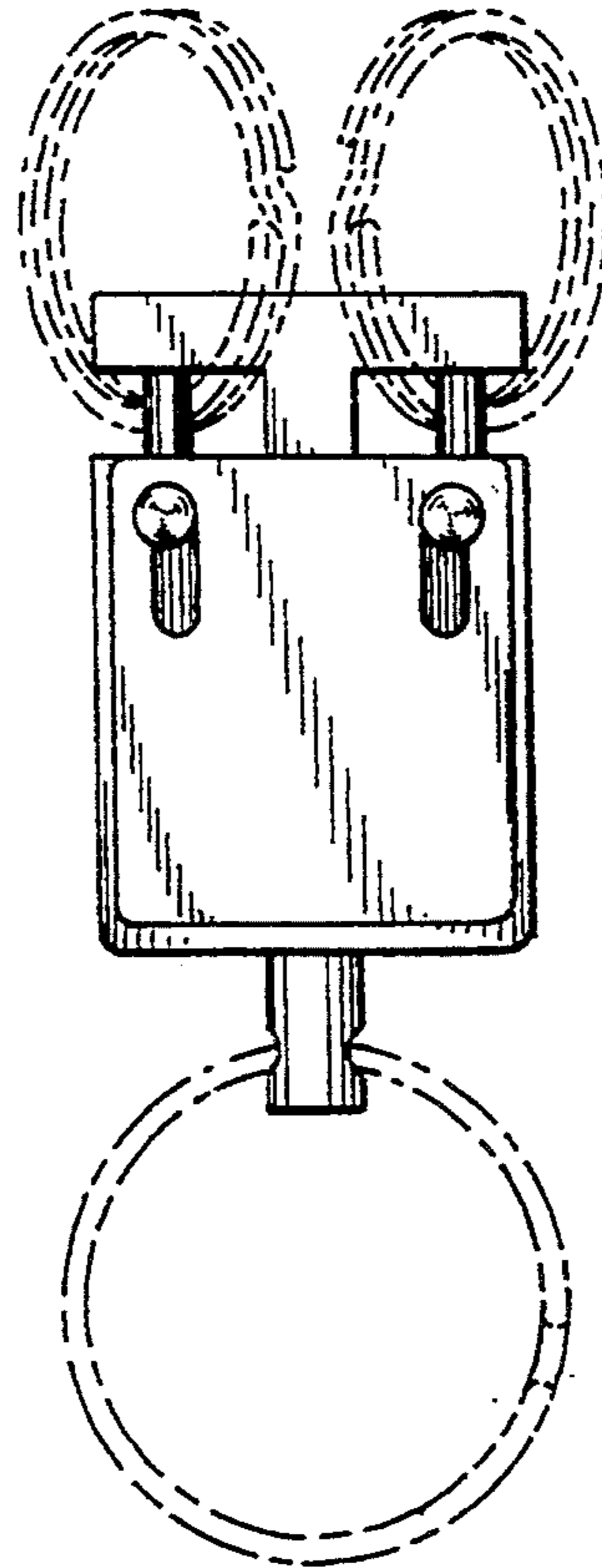
FIG. 2 is a rear elevational view thereof;

FIG. 3 is a right side elevational view thereof, the left side being the mirror image thereof;

FIG. 4 is a top plan view thereof; and,

FIG. 5 is a bottom plan view thereof.

The broken line showing of key rings in FIG. 1 is for illustrative purposes and forms no part of the claimed design.



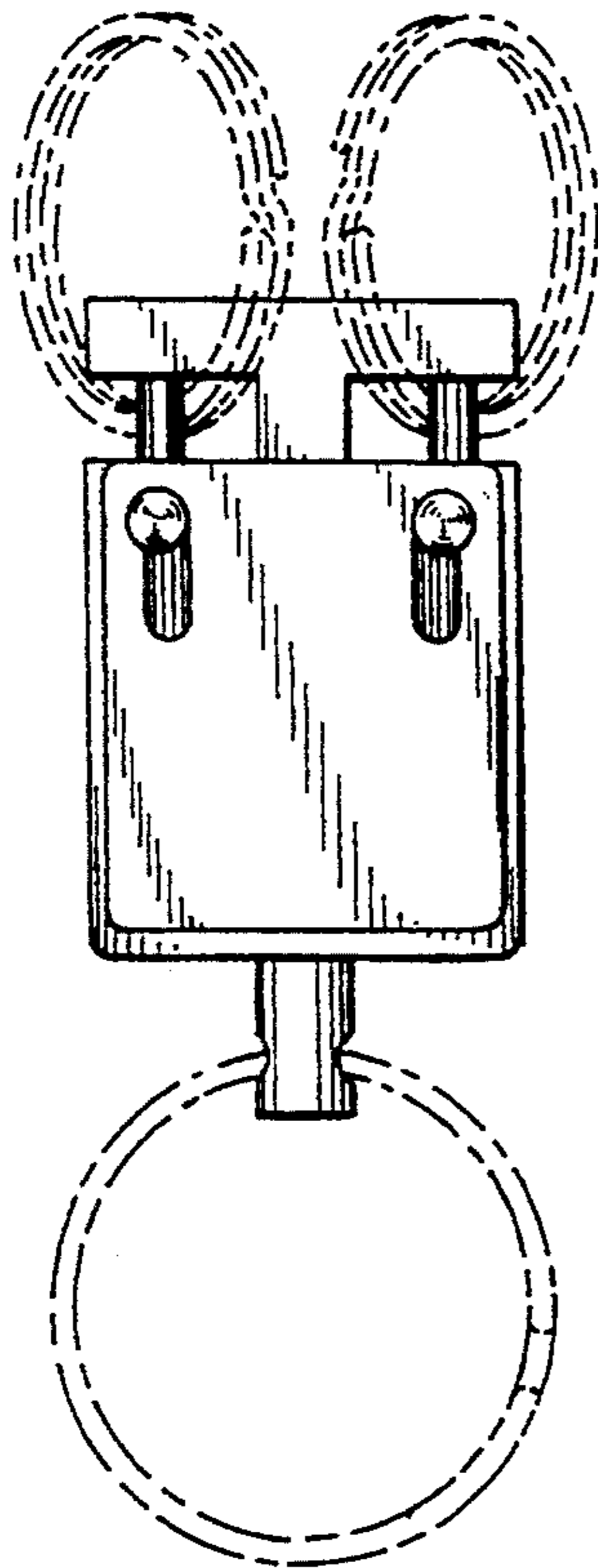


FIG. 1




FIG. 2

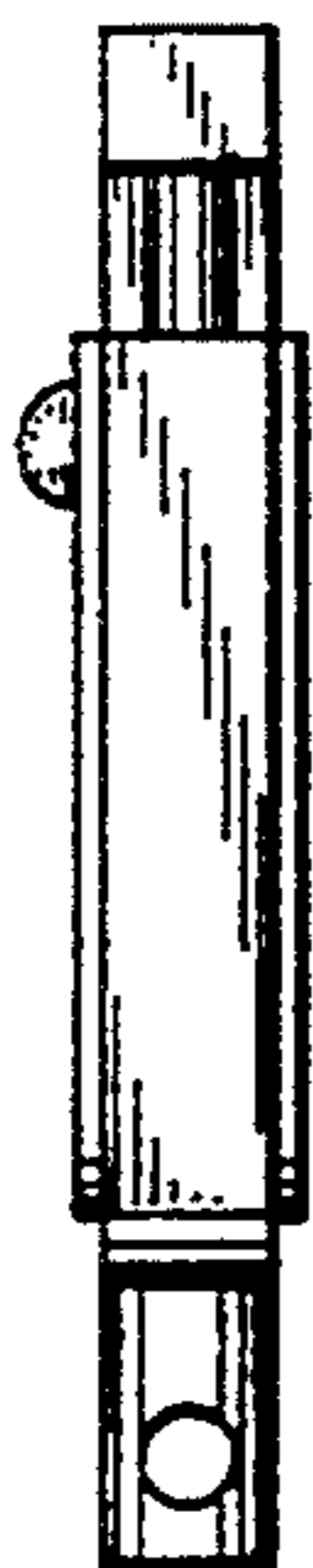


FIG. 3




FIG. 4



FIG. 5