



US00D359845S

United States Patent [19]

[11] Patent Number: **Des. 359,845**

MacDonald

[45] Date of Patent: **** Jul. 4, 1995**

[54] **TRIPLE HEADER KEY HOLDER**

5,174,139 12/1992 Huang 70/459 X
5,209,089 5/1993 Nelson 70/456.12
5,299,439 4/1994 Nelson et al. 70/456.12

[76] Inventor: **Sumner MacDonald**, 44 Ballou Blvd.,
Bristol, R.I. 02809

Primary Examiner—Ralf T. Seifert
Attorney, Agent, or Firm—Robert J. Doherty

[**] Term: **14 Years**

[21] Appl. No.: **21,818**

[57] **CLAIM**

[22] Filed: **Apr. 25, 1994**

The ornamental design for a triple header key holder, as shown and described.

[52] U.S. Cl. **D3/207**

[58] Field of Search D3/207-212;
70/456 B, 456 R, 457, 458, 459, 460; 207/456
R; 24/3 K

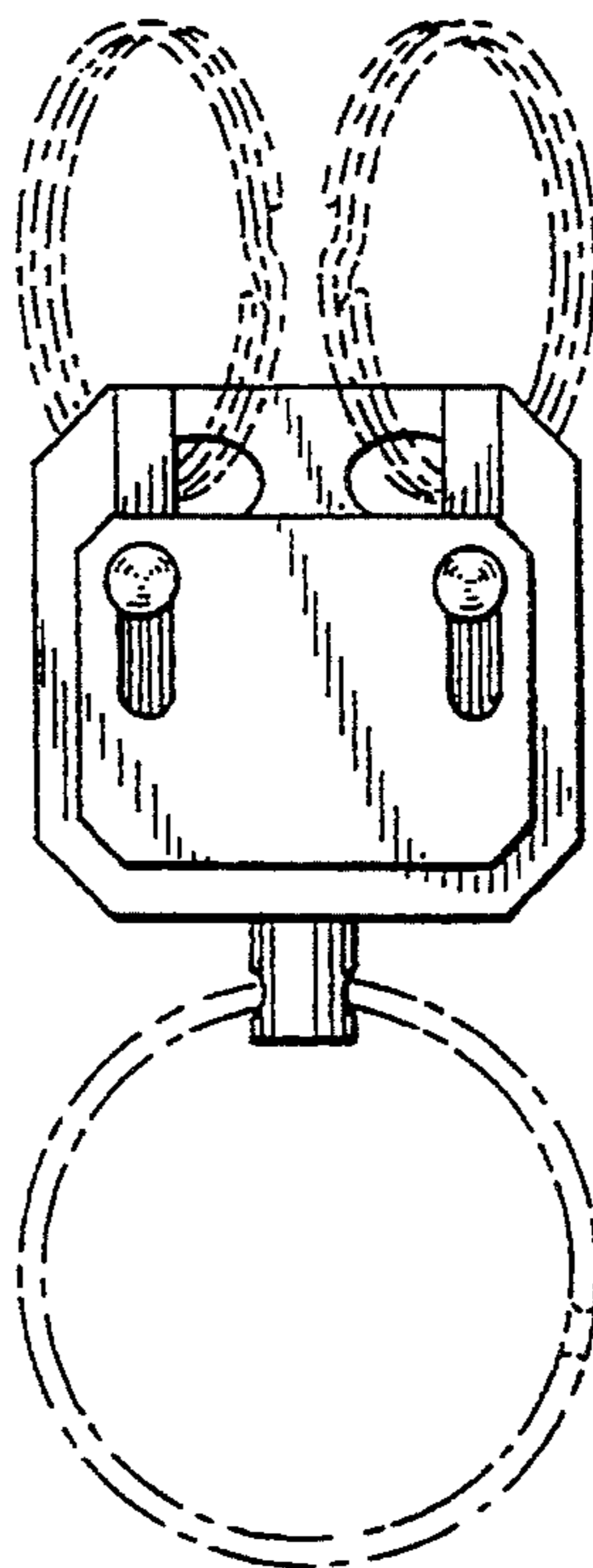
DESCRIPTION

[56] **References Cited**

U.S. PATENT DOCUMENTS

D. 267,209 12/1982 Beier D3/207
D. 351,278 10/1994 Stillwagon D3/208
5,020,348 6/1991 Scungio 70/459
5,031,430 7/1991 Nelson 70/459
5,050,414 9/1991 Huang 70/459
5,154,073 10/1992 Huang 70/459 X

FIG. 1 is a front elevational view of a triple header key holder showing my new design;
FIG. 2 is a rear elevational view thereof;
FIG. 3 is a right side elevational view thereof, the left side being the mirror image thereof;
FIG. 4 is a top plan view thereof; and,
FIG. 5 is a bottom plan view thereof.
The broken line showing of key rings in FIG. 1 is for illustrative purposes and forms no part of the claimed design.



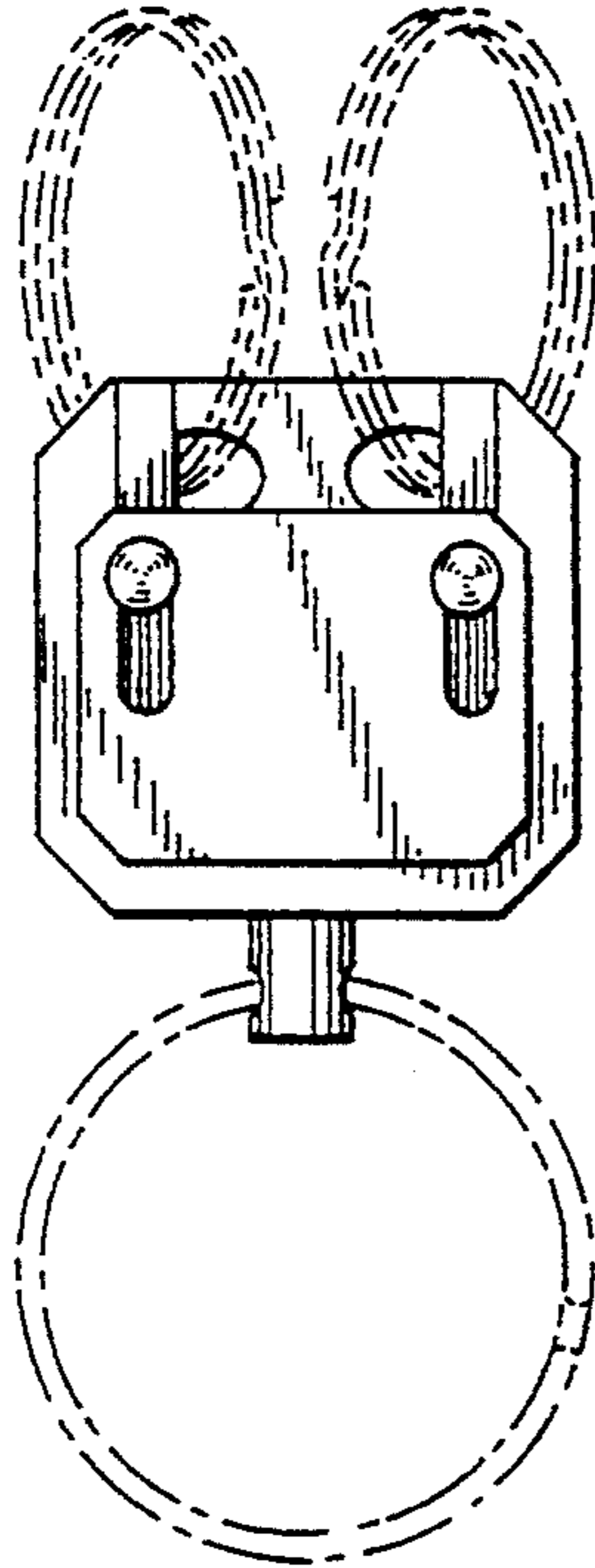


FIG. 1

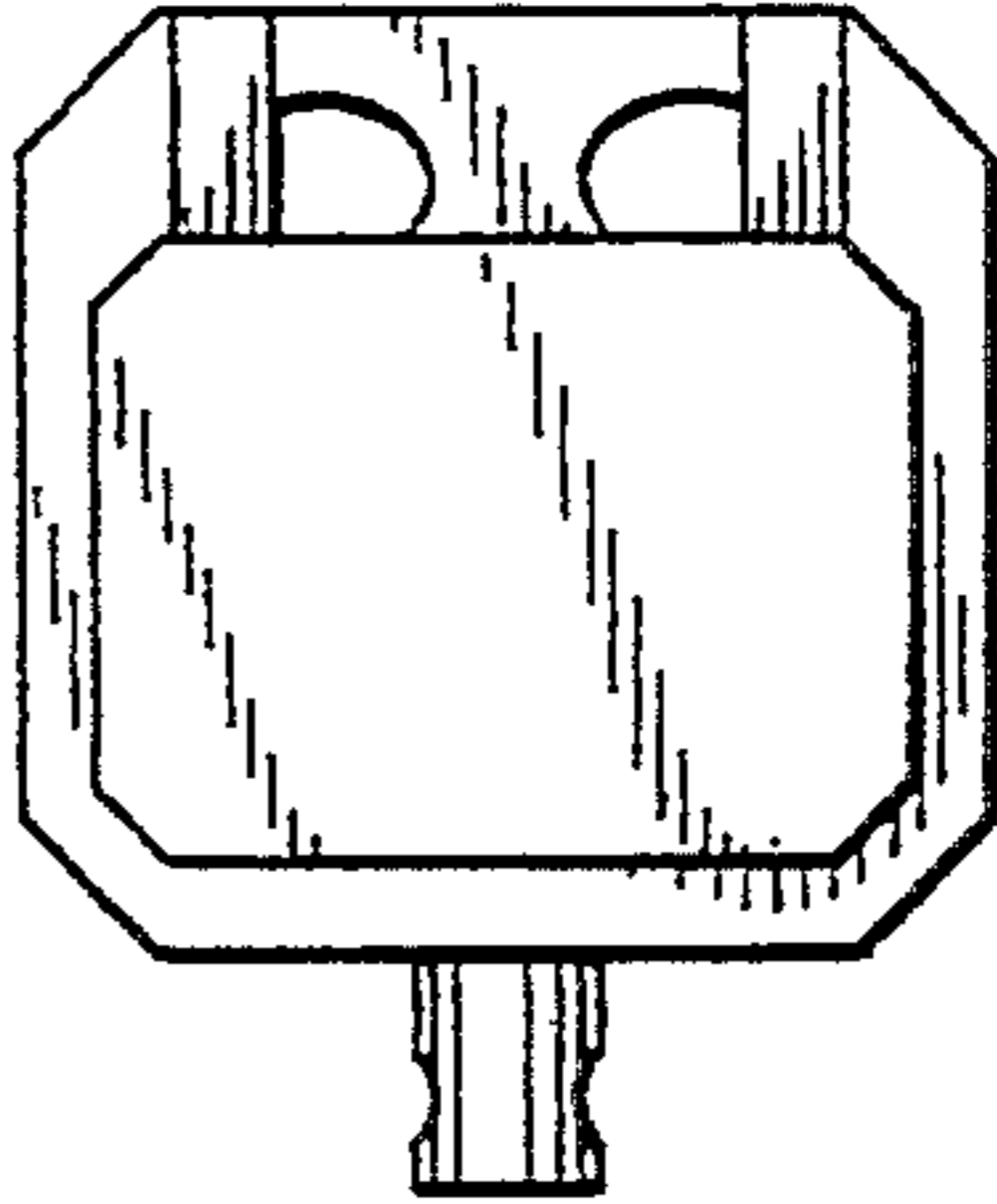


FIG. 2



FIG. 3




FIG. 4



FIG. 5