



US00D359835S

# United States Patent [19]

[11] Patent Number: **Des. 359,835**

Hadfield

[45] Date of Patent: **\*\* Jul. 4, 1995**

[54] **BASEBALL PITCHER ARM WARMING SLEEVE**

2,125,451	8/1938	Kolliner .....	2/242 X
2,832,074	4/1958	Wheeler .....	2/16
4,229,833	10/1980	Cox et al. ....	2/16
4,330,887	5/1982	White .....	2/16
4,951,317	8/1990	Gray et al. ....	2/16
4,977,622	12/1990	Schley .....	2/16 X
5,170,503	12/1992	Hightower, Jr. et al. ....	D29/120 X
5,357,633	10/1994	Rael .....	2/16

[76] Inventor: **Richard T. Hadfield**, R.D. 3, Box 129A, Lot #18, Honeybrook, Pa. 19344

[\*\*] Term: **14 Years**

[21] Appl. No.: **20,627**

[22] Filed: **Mar. 30, 1994**

[52] U.S. Cl. .... **D2/610**

[58] Field of Search ..... D2/610, 611, 858, 860, D2/828, 830, 841; D29/120, 100, 121, 113; 2/16, 59, 242, 125, 115

*Primary Examiner*—Terry A. Wallace  
*Assistant Examiner*—Paula Mortimor  
*Attorney, Agent, or Firm*—H. Jay Spiegel

### [57] CLAIM

The ornamental design for a baseball pitcher arm warming sleeve, as shown and described.

### [56] References Cited

#### U.S. PATENT DOCUMENTS

D. 313,674	1/1991	Sharpe .....	D2/611 X
D. 355,749	2/1995	Spera .....	D2/610
366,105	7/1887	Holroyd .....	D2/858 X
699,802	5/1902	Mendelsohn .....	D2/858 X

### DESCRIPTION

FIG. 1 is a front perspective view of a baseball pitcher arm warming sleeve showing my new design; FIG. 2 is a rear perspective view thereof; and, FIG. 3 is a side perspective view thereof, the opposite side is a mirror image.

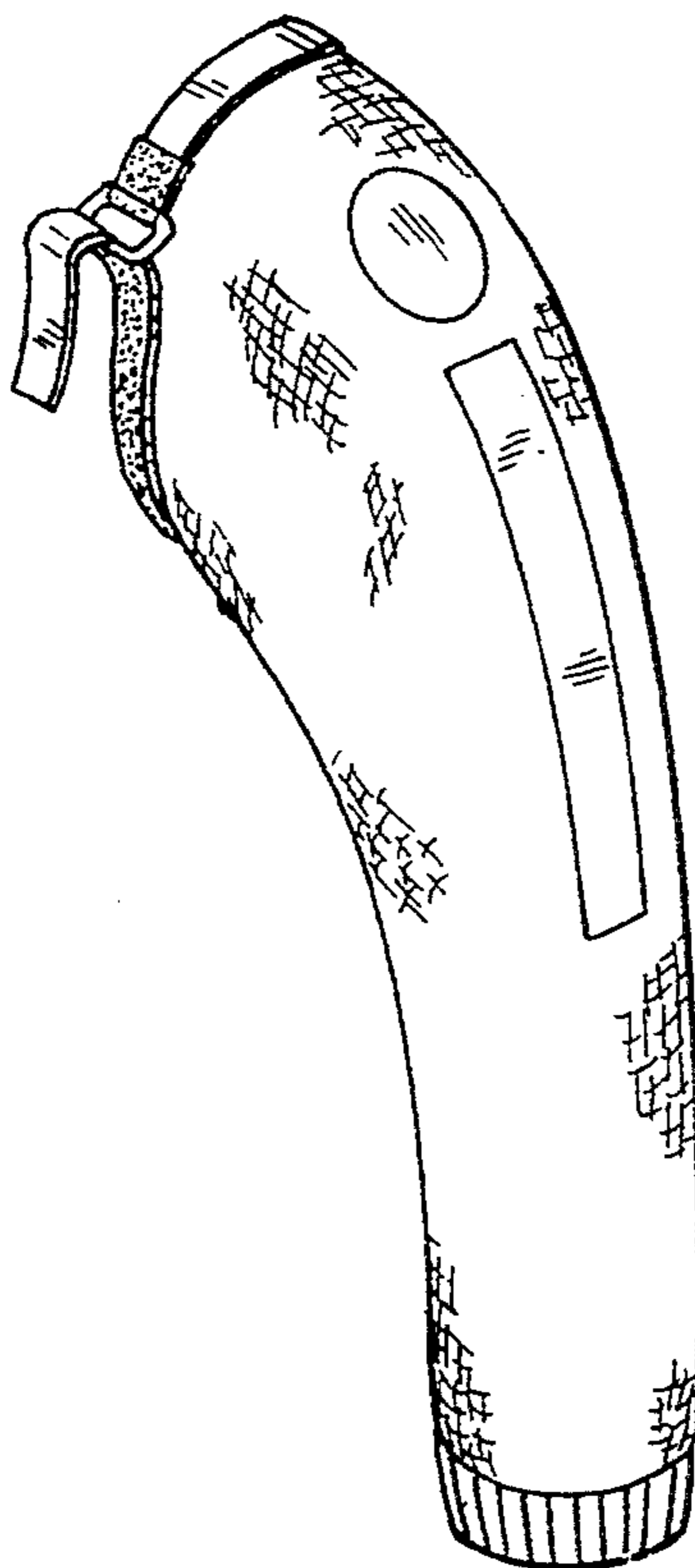


FIG. 1

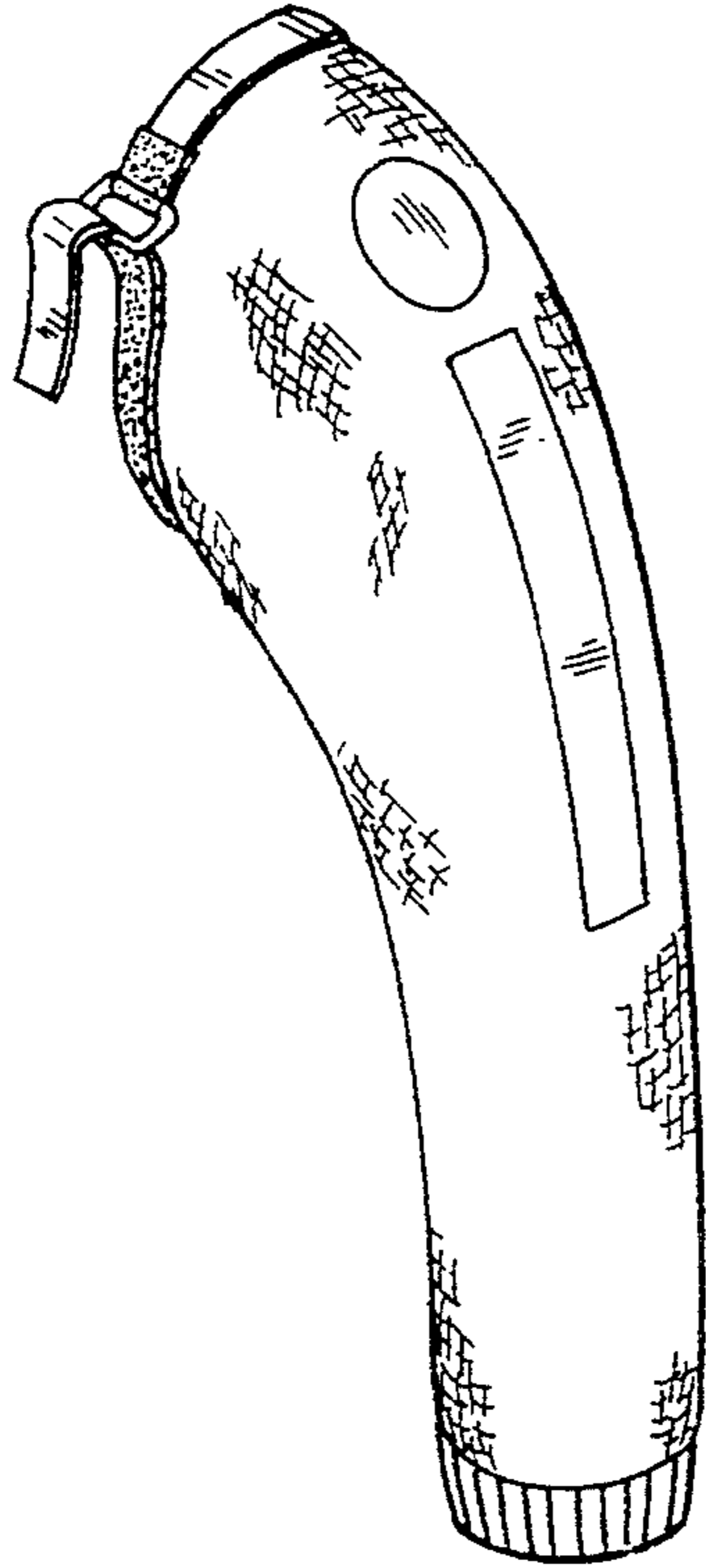


FIG. 2

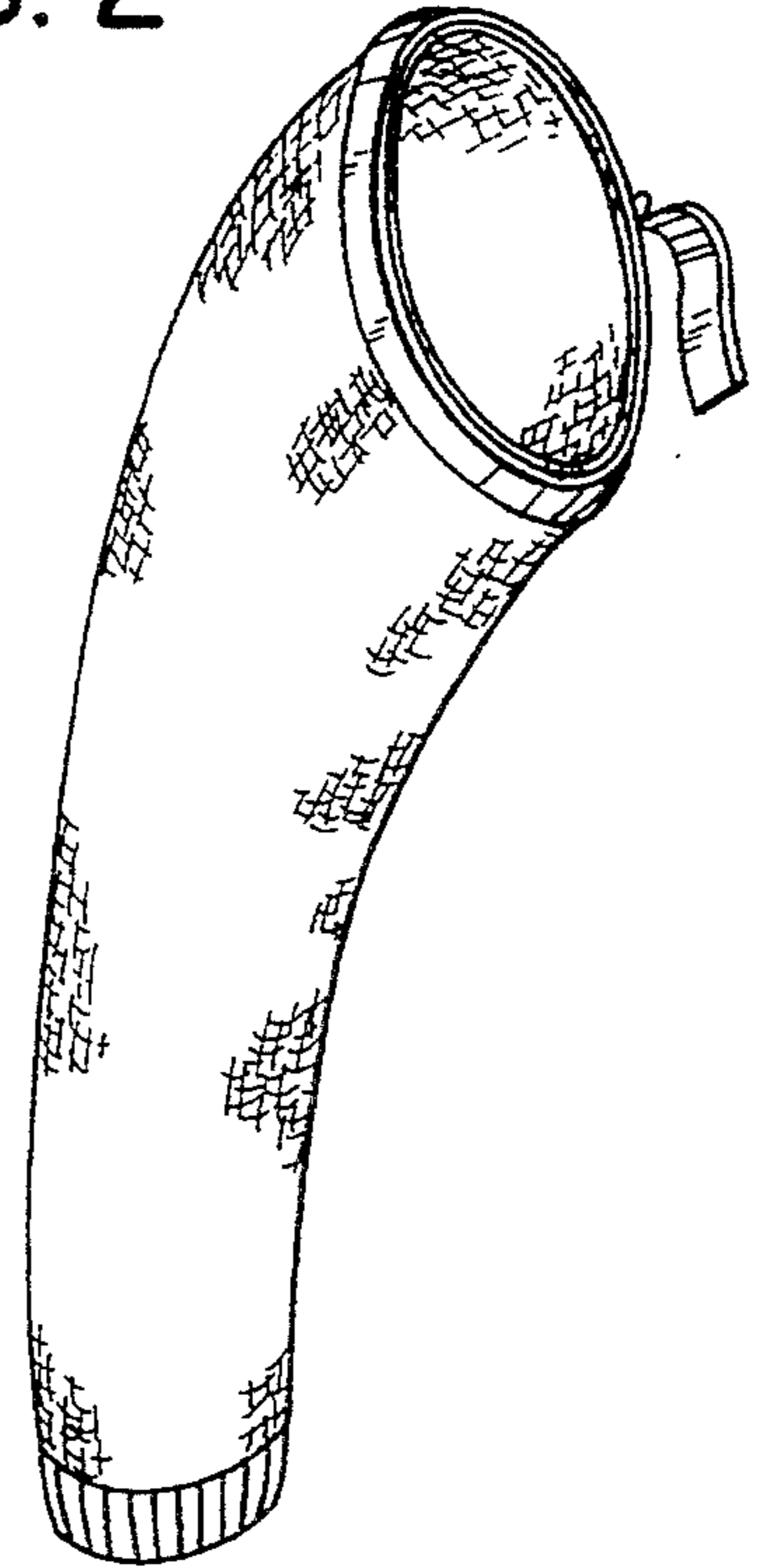


FIG. 3

