



US00D359829S

**United States Patent** [19]  
**Rössler**

[11] **Patent Number: Des. 359,829**  
[45] **Date of Patent: \*\* Jun. 27, 1995**

[54] **LIFTING APPARATUS**

[75] **Inventor: Hans-Joachim Rössler, Feldkirch, Austria**

[73] **Assignee: Josef Martin Gesellschaft m.b.H., Braz, Austria**

[\*\*] **Term: 14 Years**

[21] **Appl. No.: 13,072**

[22] **Filed: Sep. 17, 1993**

[30] **Foreign Application Priority Data**

Mar. 29, 1993 [AT] Austria ..... MU 1029/93

[52] **U.S. Cl. .... D34/28**

[58] **Field of Search .... D34/28, 33, 31; 294/64.1, 64.2, 64.3, 65; D23/233, 235; 254/1, 8 R, 2 R, 11, 93 R**

[56] **References Cited**

**U.S. PATENT DOCUMENTS**

1,096,874	5/1914	von der Malsburg .....	254/93 R
2,484,658	10/1949	Speller .....	254/8 R
3,222,029	12/1965	Hildemann .....	254/8 R
3,980,276	9/1976	Burkland .....	D34/34

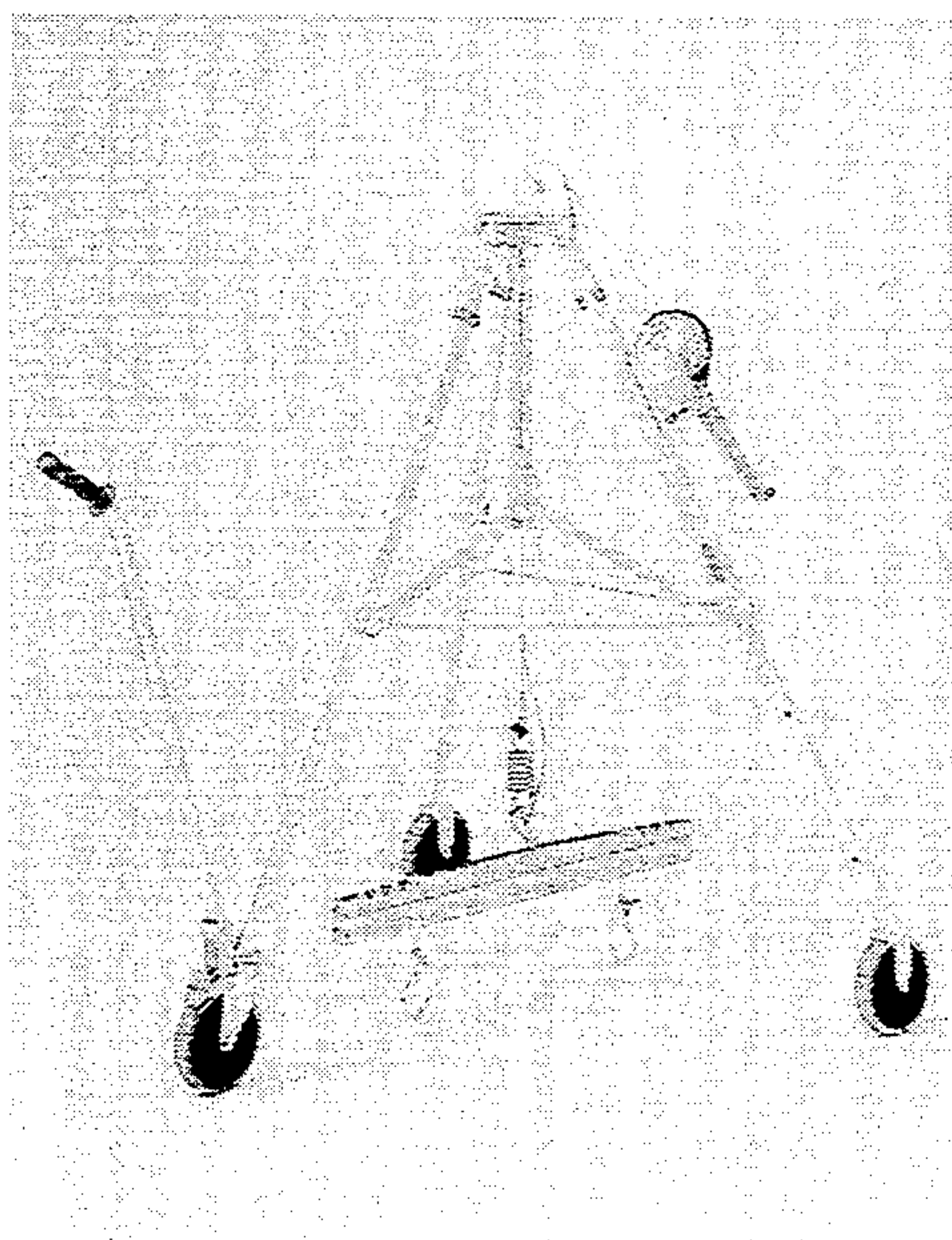
*Primary Examiner*—Brian N. Vinson  
*Assistant Examiner*—Robin V. Taylor  
*Attorney, Agent, or Firm*—Friedrich Kueffner

[57] **CLAIM**

The ornamental design for a lifting apparatus, as shown and described.

**DESCRIPTION**

FIG. 1 is a perspective view of a lifting apparatus showing my new design in the position of use;  
FIG. 2 is an elevational view of the lifting apparatus of FIG. 1 in the collapsed state; and,  
FIG. 3 is a rear perspective view of the lifting apparatus of FIG. 1 with the bar removed for clarity of illustration.





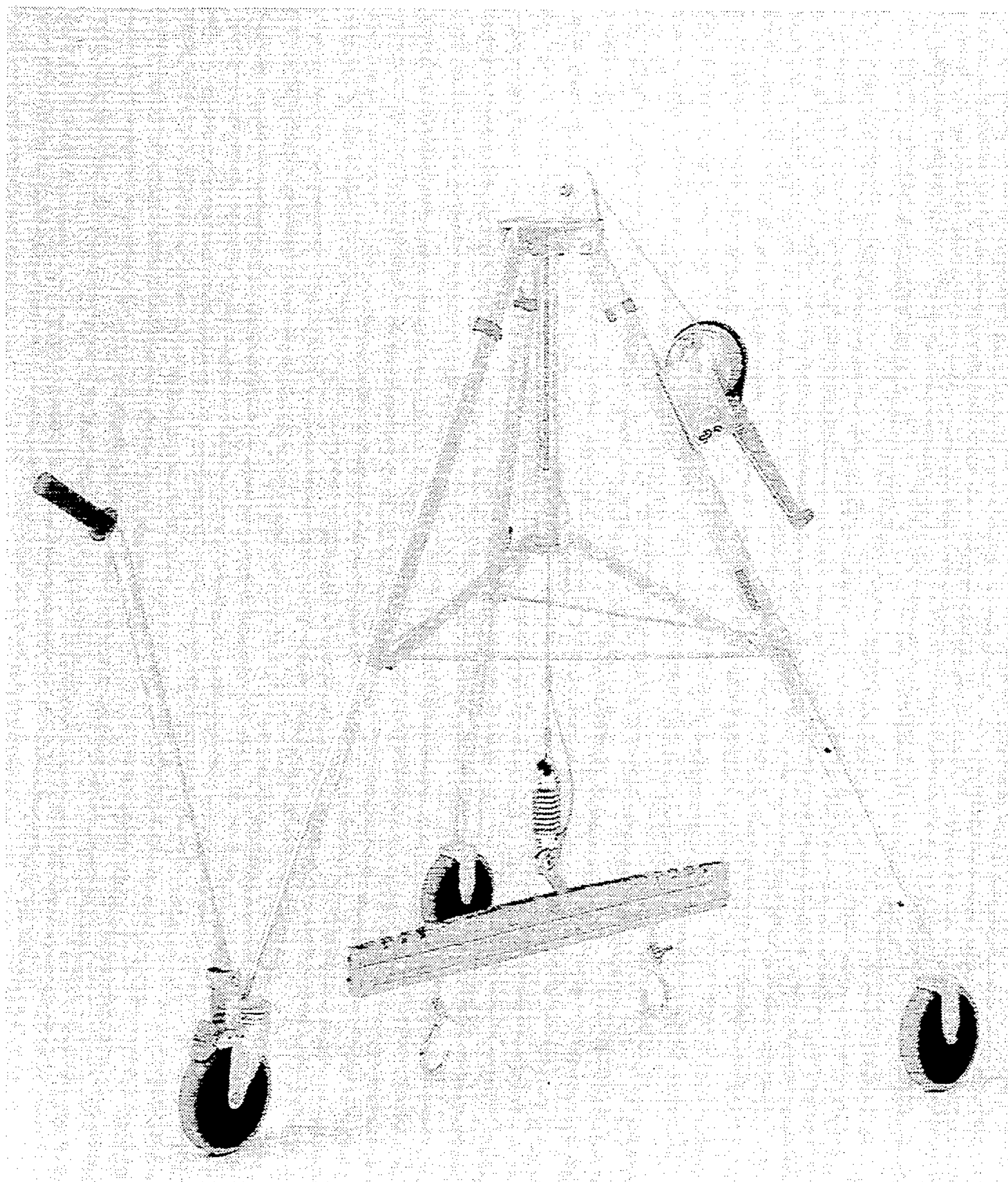


FIG. 1

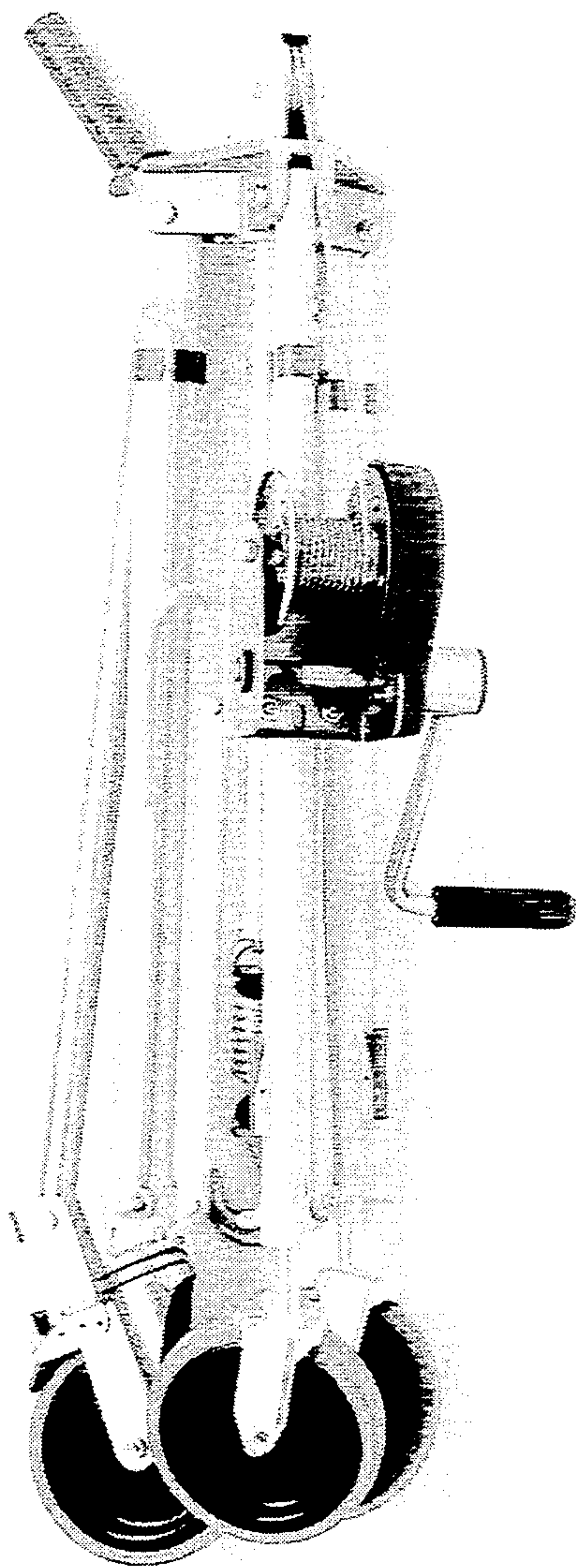


FIG. 2



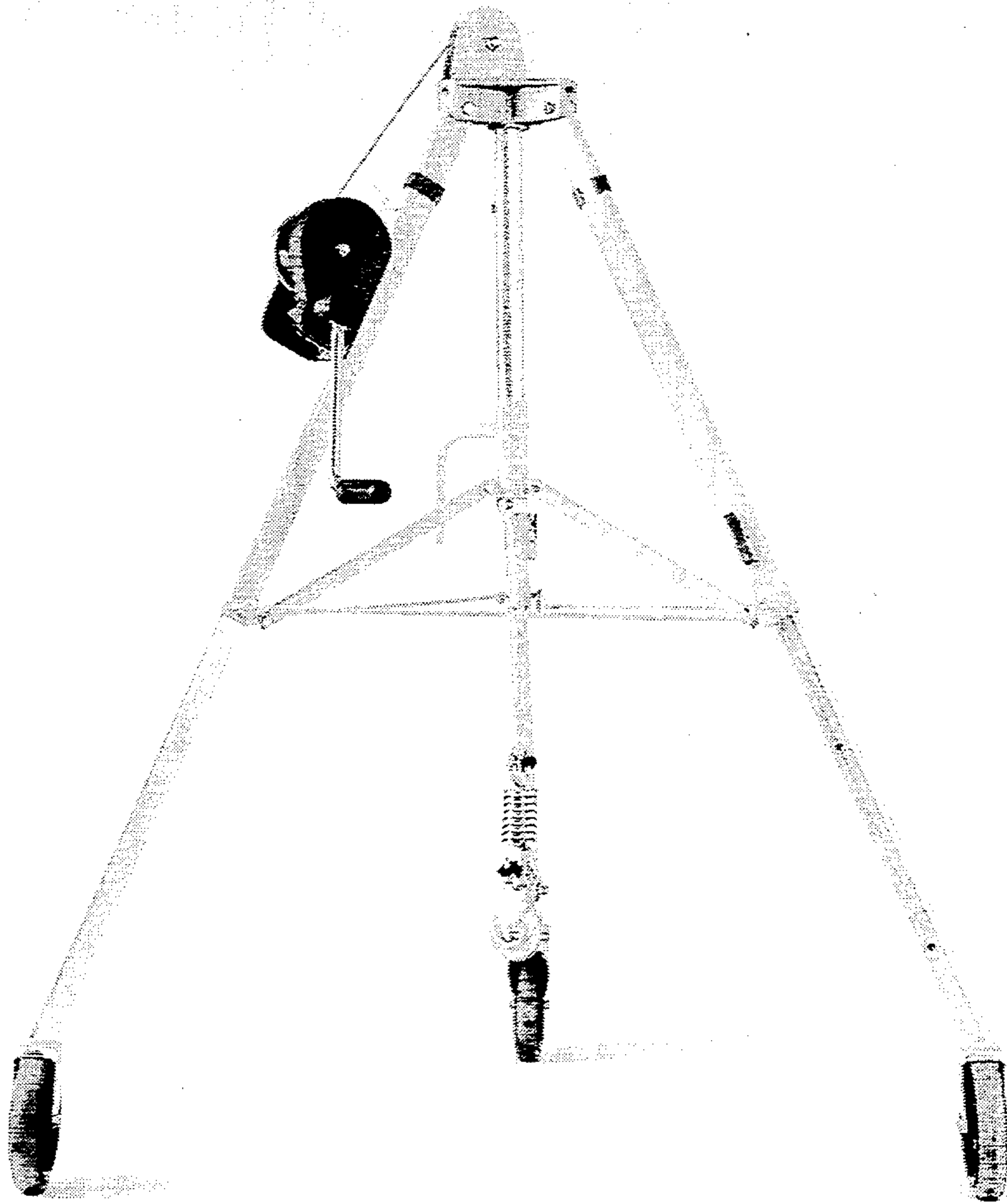


FIG. 3