



US00D359809S

# United States Patent [19]

[11] Patent Number: **Des. 359,809**

Vann et al.

[45] Date of Patent: **\*\* Jun. 27, 1995**

[54] **COMBINED POSITIONING AND RESTRAINING STRAP**

|            |         |            |       |         |
|------------|---------|------------|-------|---------|
| D. 355,034 | 1/1995  | Weed       | ..... | D24/190 |
| 2,486,114  | 10/1949 | Cataldo    | ..... | 128/876 |
| 2,619,958  | 12/1952 | Day et al. | ..... | 128/876 |
| 5,309,926  | 5/1994  | Mayton     | ..... | 128/869 |

[76] Inventors: **Blake Vann; John Stamps; Millard Van**, all of 405 Old Foxworth Rd., Columbia, Miss. 39429

*Primary Examiner*—Stella Reid

[\*\*] Term: **14 Years**

[57] **CLAIM**

[21] Appl. No.: **26,506**

The ornamental design for a combined positioning and restraining strap, as shown and described.

[22] Filed: **Jul. 29, 1994**

### DESCRIPTION

[52] U.S. Cl. .... **D24/190**

FIG. 1 is a front elevational view of the combined positioning and restraining strap showing our new design; FIG. 2 is a rear elevational view thereof; FIG. 3 is a left side elevational view thereof; FIG. 4 is a right side elevational view thereof; FIG. 5 is a top plan view thereof; FIG. 6 is a bottom plan view thereof; and, FIG. 7 is an isometric view thereof.

[58] Field of Search ..... D24/190; 128/869, 870, 128/875, 876

### [56] References Cited

#### U.S. PATENT DOCUMENTS

D. 333,193 2/1993 Archambault ..... D24/190

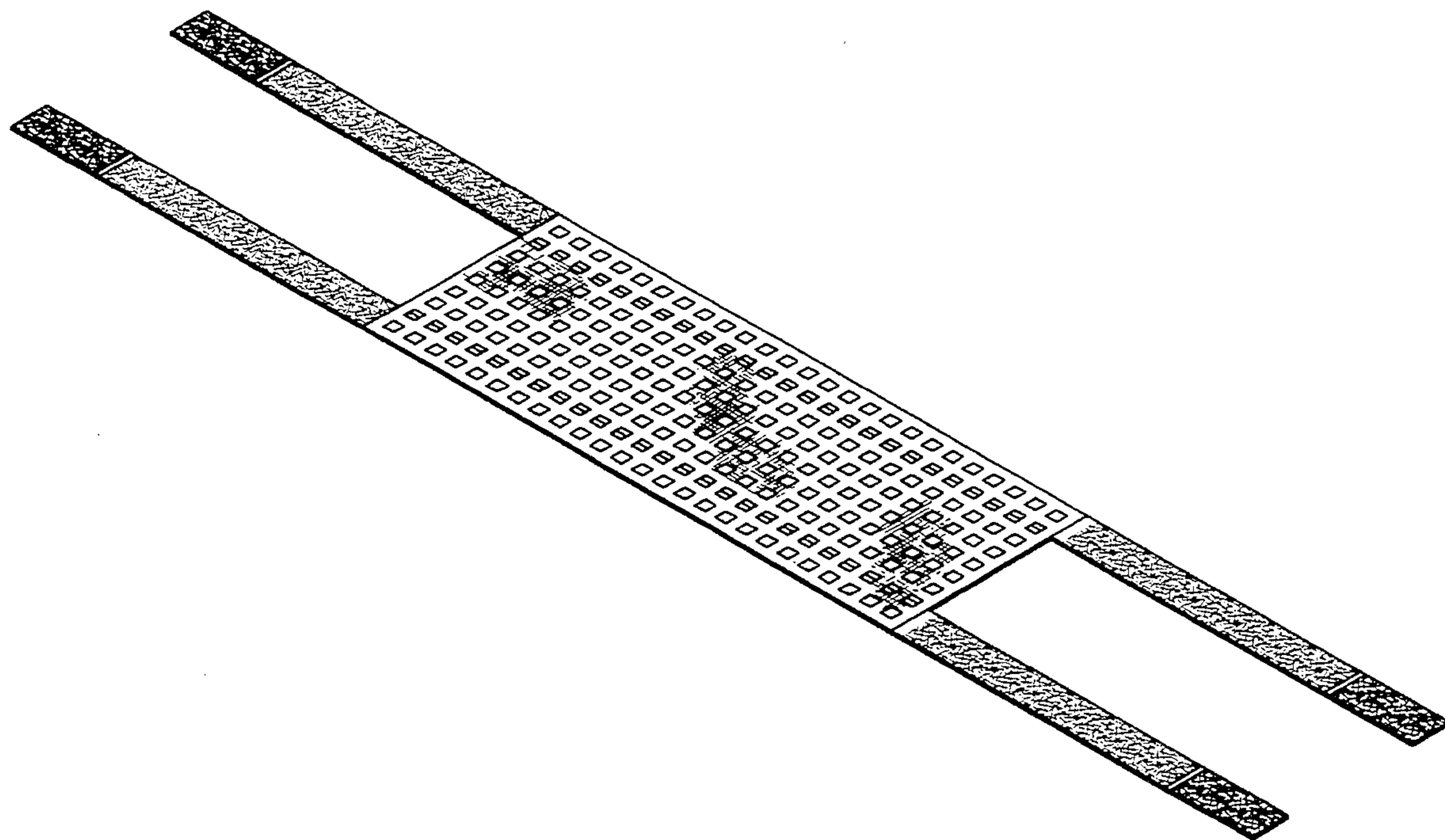


FIG. 1




FIG. 2



FIG. 3




FIG. 4




FIG. 5



FIG. 6



FIG. 7

