



US00D359800S

United States Patent [19]

[11] Patent Number: Des. 359,800

Cich, Jr. et al.

[45] Date of Patent: ** Jun. 27, 1995

[54] AIR FILTER FOR ATTACHMENT TO A FAN GRILL

FOREIGN PATENT DOCUMENTS

196337 10/1986 European Pat. Off. 416/146 R

[75] Inventors: James J. Cich, Jr.; Joseph C. Carley, both of Fort Wayne, Ind.

Primary Examiner—Lisa P. Lichtenstein
Attorney, Agent, or Firm—George Pappas

[73] Assignee: Patton Electric Company, Inc., New Haven, Ind.

[57] CLAIM

The ornamental design for an air filter for attachment to a fan grill, as shown and described.

[**] Term: 14 Years

DESCRIPTION

[21] Appl. No.: 18,399

FIG. 1 is a perspective view of the air filter according to the present invention and shown attached to a fan grill;

[22] Filed: Feb. 4, 1994

FIG. 2 is an enlarged front elevation view of the air filter shown in FIG. 1;

[52] U.S. Cl. D23/365; D23/411

FIG. 3 is an enlarged back elevation view of the air filter shown in FIG. 1;

[58] Field of Search D23/365, 411, 412; 416/5, 146 R, 62; 210/416.1; 55/467, 473

FIG. 4 is an enlarged left side elevation view of the air filter shown in FIG. 1, the right side elevation view being a mirror image thereof;

[56] References Cited

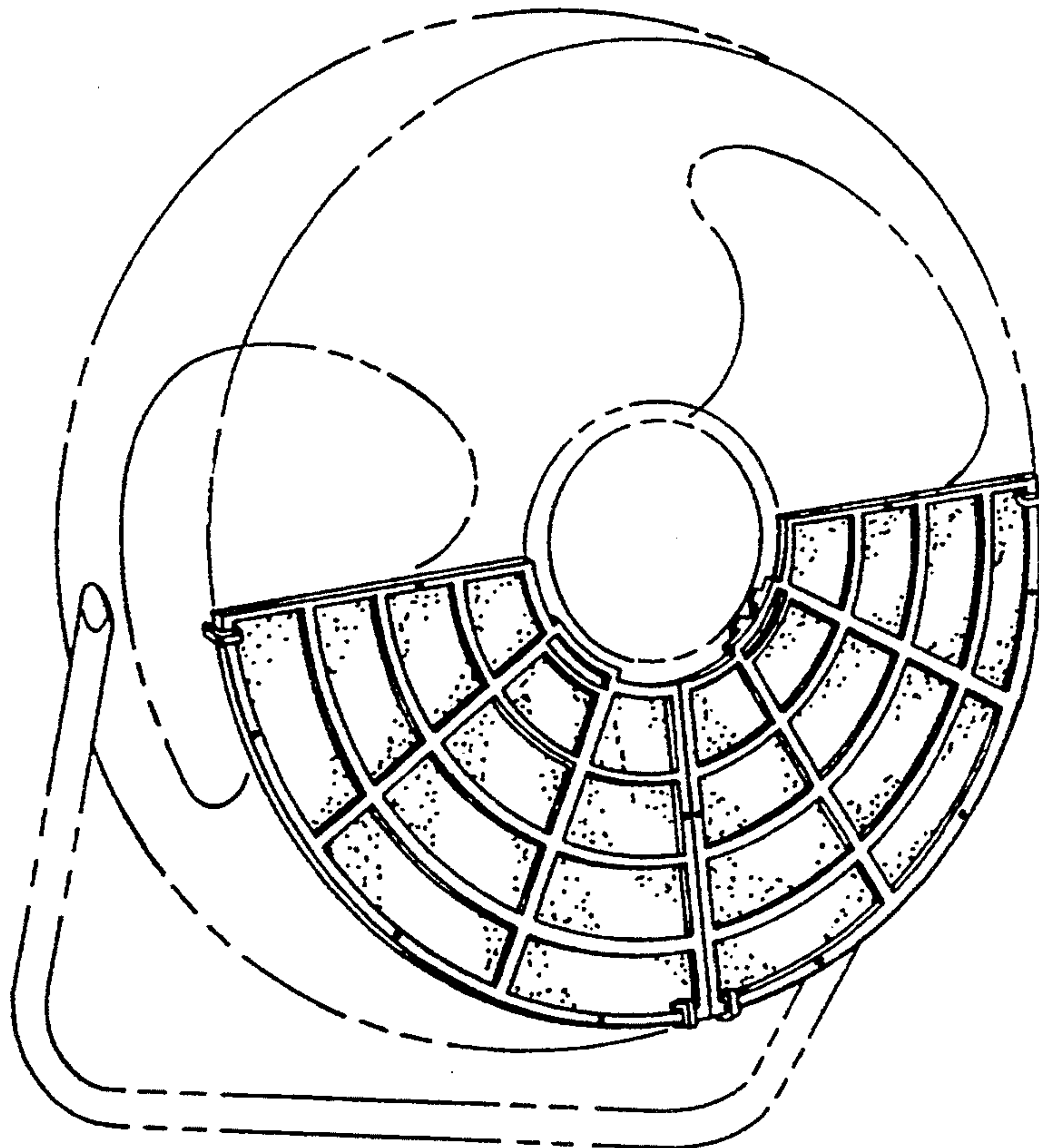
U.S. PATENT DOCUMENTS

- 3,966,442 6/1976 Waters .
- 4,477,272 10/1984 Hollis et al. .
- 4,750,863 6/1988 Scoggins 55/467
- 4,889,543 12/1989 Burt .
- 5,094,676 3/1992 Karbacher .

FIG. 5 is an enlarged bottom plan view of the air filter shown in FIG. 1; and,

FIG. 6 is an enlarged top plan view of the air filter shown in FIG. 1.

The broken line showing of a fan grill in FIG. 1 is for illustrative purposes only and forms no part of the claimed design.



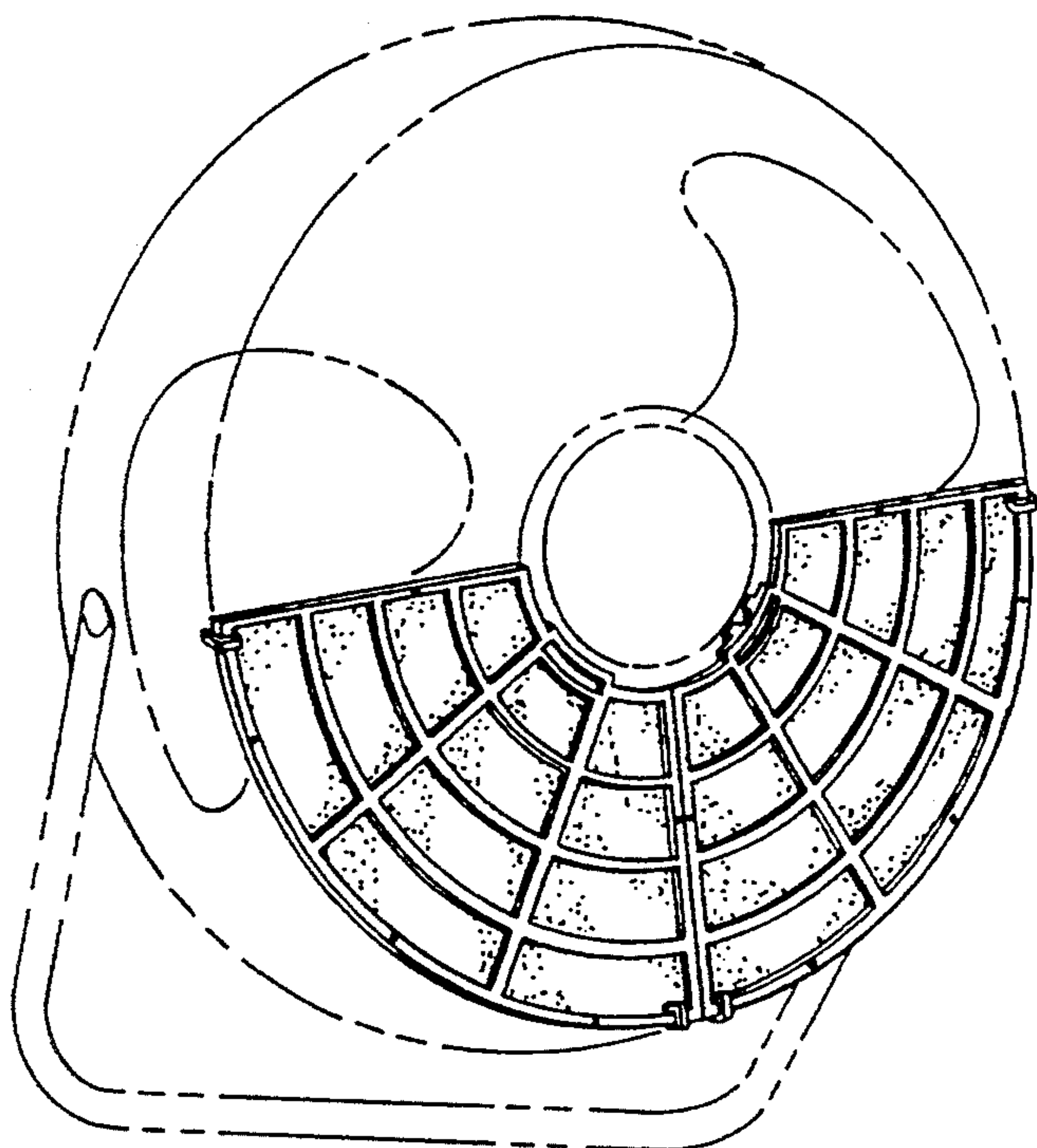


FIG. 1

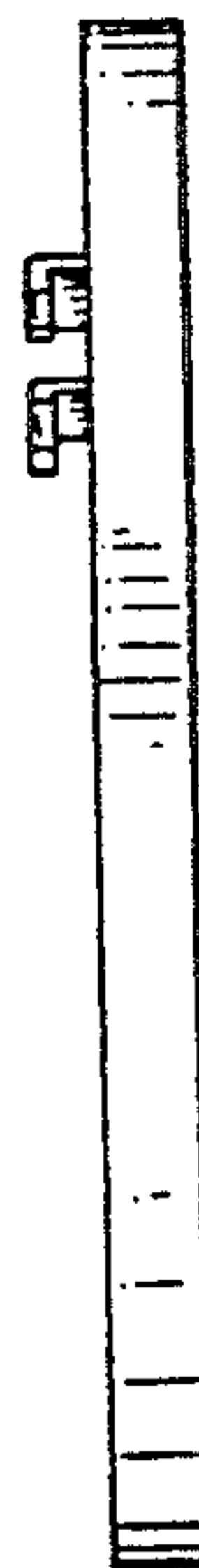


FIG. 4

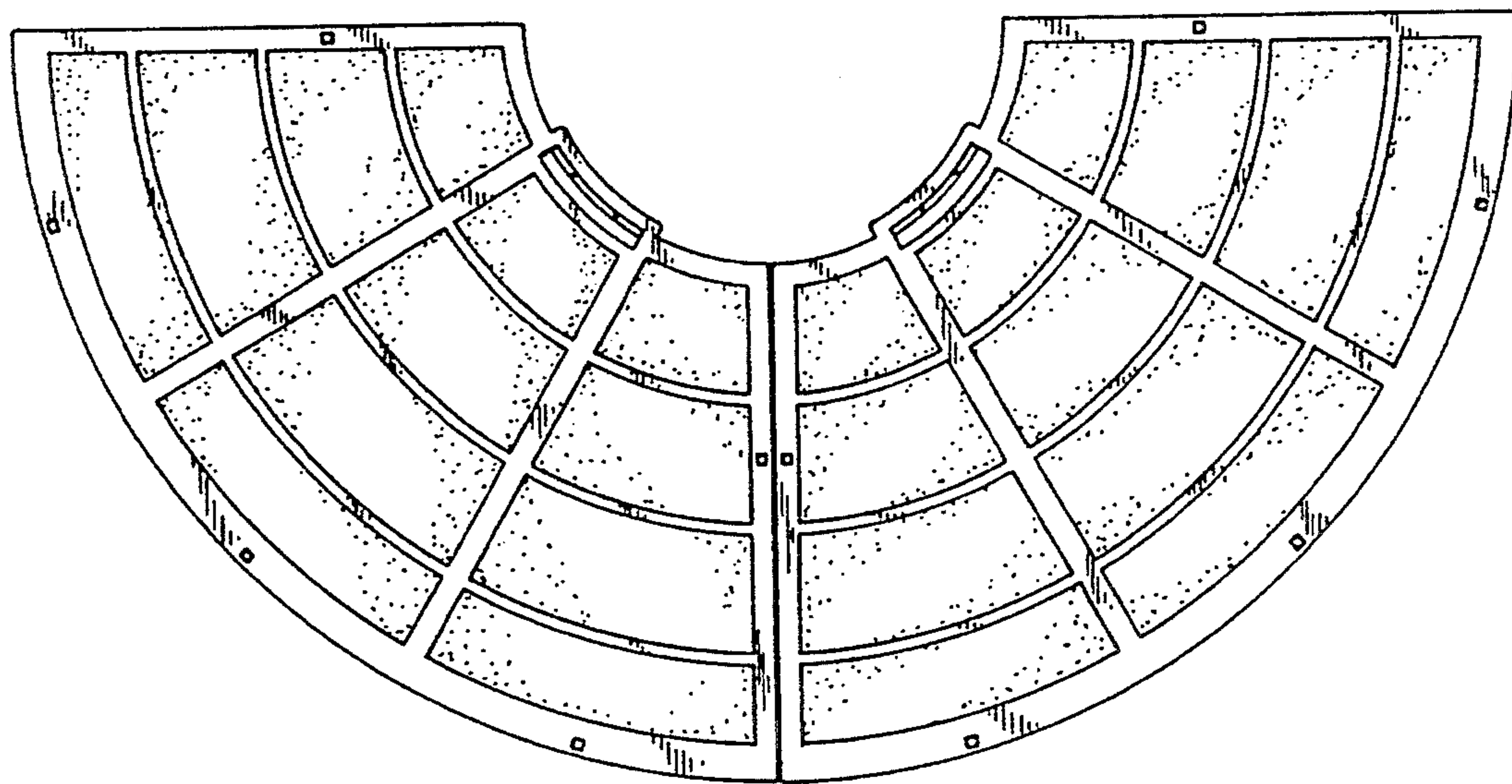


FIG. 2



FIG. 5

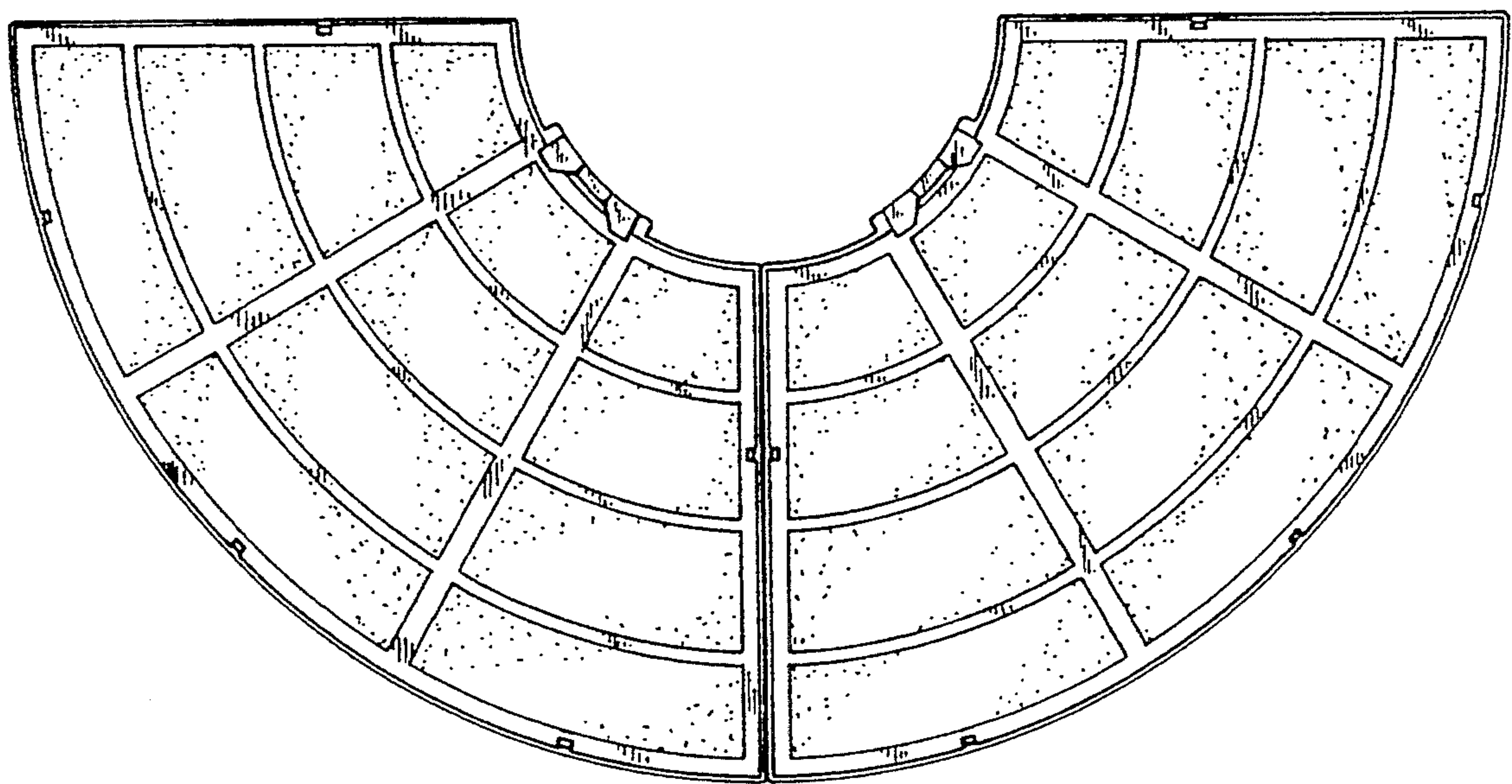


FIG. 3



FIG. 6