



US00D359798S

# United States Patent [19]

[11] Patent Number: **Des. 359,798**

Barrett et al.

[45] Date of Patent: **\*\* Jun. 27, 1995**

[54] **CHILD-ADAPTED TOILET SEAT INSERT**

[76] Inventors: **Nancy B. Barrett; Larry J. Barrett,**  
both of 1470 Turkey Pen La., Lenoir  
City, Tenn. 37771

2,693,602 11/1954 Meath ..... 4/235  
 2,721,531 10/1955 Findley, Jr. .... 116/67  
 2,808,874 10/1957 Liebling ..... 155/131  
 2,820,969 1/1958 Wedge ..... 4/239  
 2,880,786 4/1959 Black ..... 155/131  
 3,153,248 10/1964 Miller ..... 4/239  
 4,461,046 7/1984 Adams ..... 4/235  
 4,516,279 5/1985 Block ..... 4/235  
 4,680,816 7/1987 Colombani ..... 4/240

[\*\*] Term: **14 Years**

[21] Appl. No.: **10,506**

[22] Filed: **Jul. 8, 1993**

[52] U.S. Cl. .... **D23/311**

[58] Field of Search ..... **D23/311, 309, 312;**  
4/234, 235, 236, 237, 238, 239, 241, 242.1,  
252.1, 253, 217

*Primary Examiner*—A. Hugo Word  
*Assistant Examiner*—Eric Watterson  
*Attorney, Agent, or Firm*—Luedeka, Neely & Graham

### [57] CLAIM

The ornamental design of a child-adapted toilet seat insert, as shown.

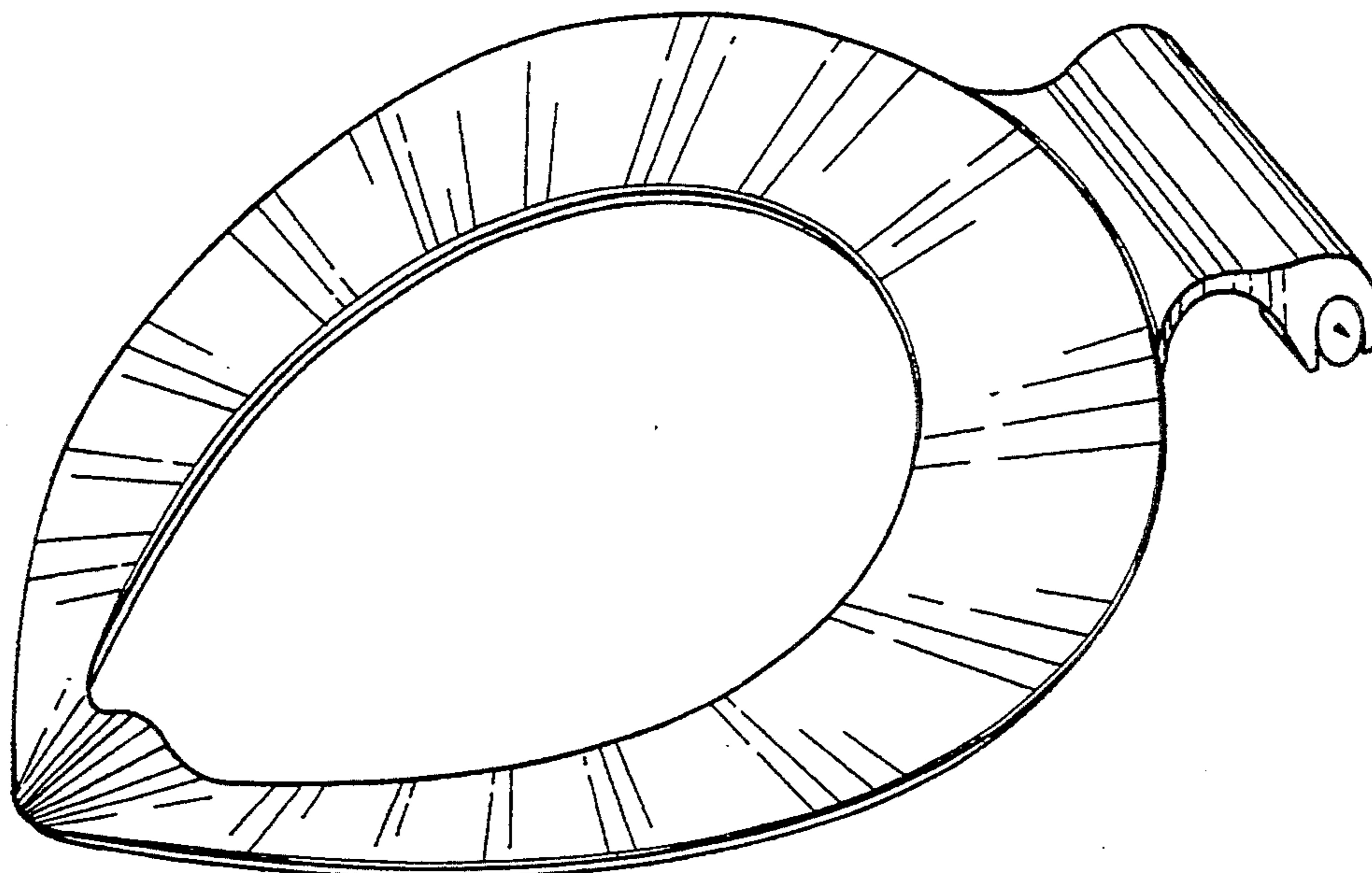
### [56] References Cited

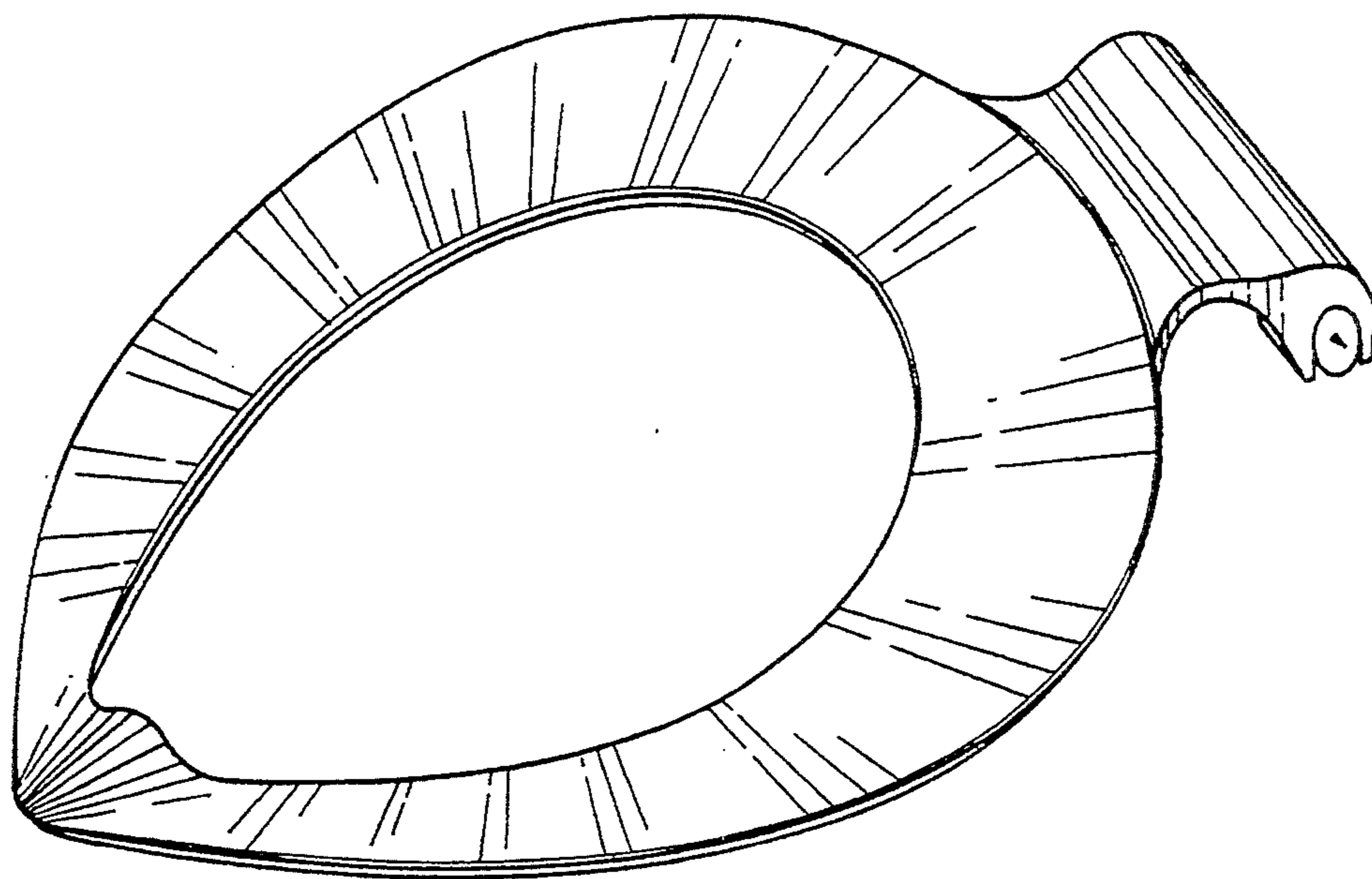
#### U.S. PATENT DOCUMENTS

Re. 32,807	12/1988	Adams	4/235
D. 189,961	3/1961	Stram	D4/5
D. 306,899	3/1990	Miller	D23/296
D. 309,176	7/1990	Sessions	D23/296
1,196,427	8/1916	Brandenburg	.
1,633,222	6/1927	Noble	4/239
1,701,114	2/1929	McKinney, Jr.	4/235
1,894,387	1/1933	Weis	4/239
2,111,044	3/1938	Crosby	4/234
2,221,991	11/1940	Myers et al.	4/239
2,392,544	1/1946	Nybers	4/235
2,544,792	3/1951	Jack	4/239
2,679,053	5/1954	Smith, Jr.	4/239
2,692,992	11/1954	Thimmes et al.	4/235


### DESCRIPTION

FIG. 1 is a top perspective view of the child-adapted toilet seat insert;  
 FIG. 2 is a front view of the child-adapted toilet seat insert;  
 FIG. 3 is a rear view of the child-adapted toilet seat insert;  
 FIG. 4 is a top view of the child-adapted toilet seat insert;  
 FIG. 5 is a bottom view of the child-adapted toilet seat insert;  
 FIG. 6 is a side view of the child-adapted toilet seat insert; and,  
 FIG. 7 is a bottom perspective view of the child-adapted toilet seat insert.





**Fig. 1**



**Fig. 3**

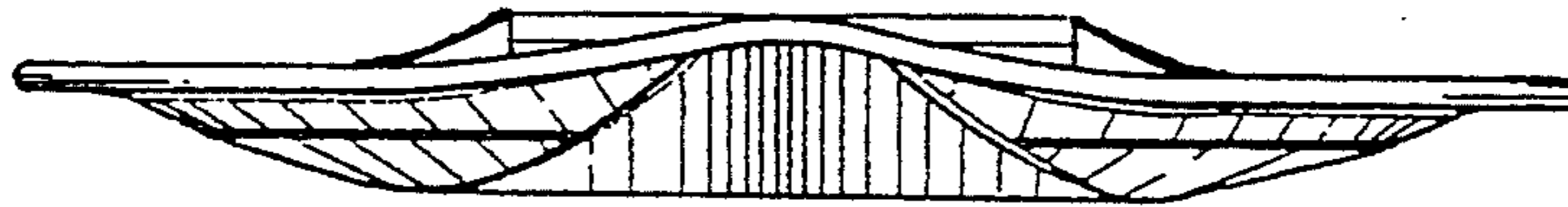
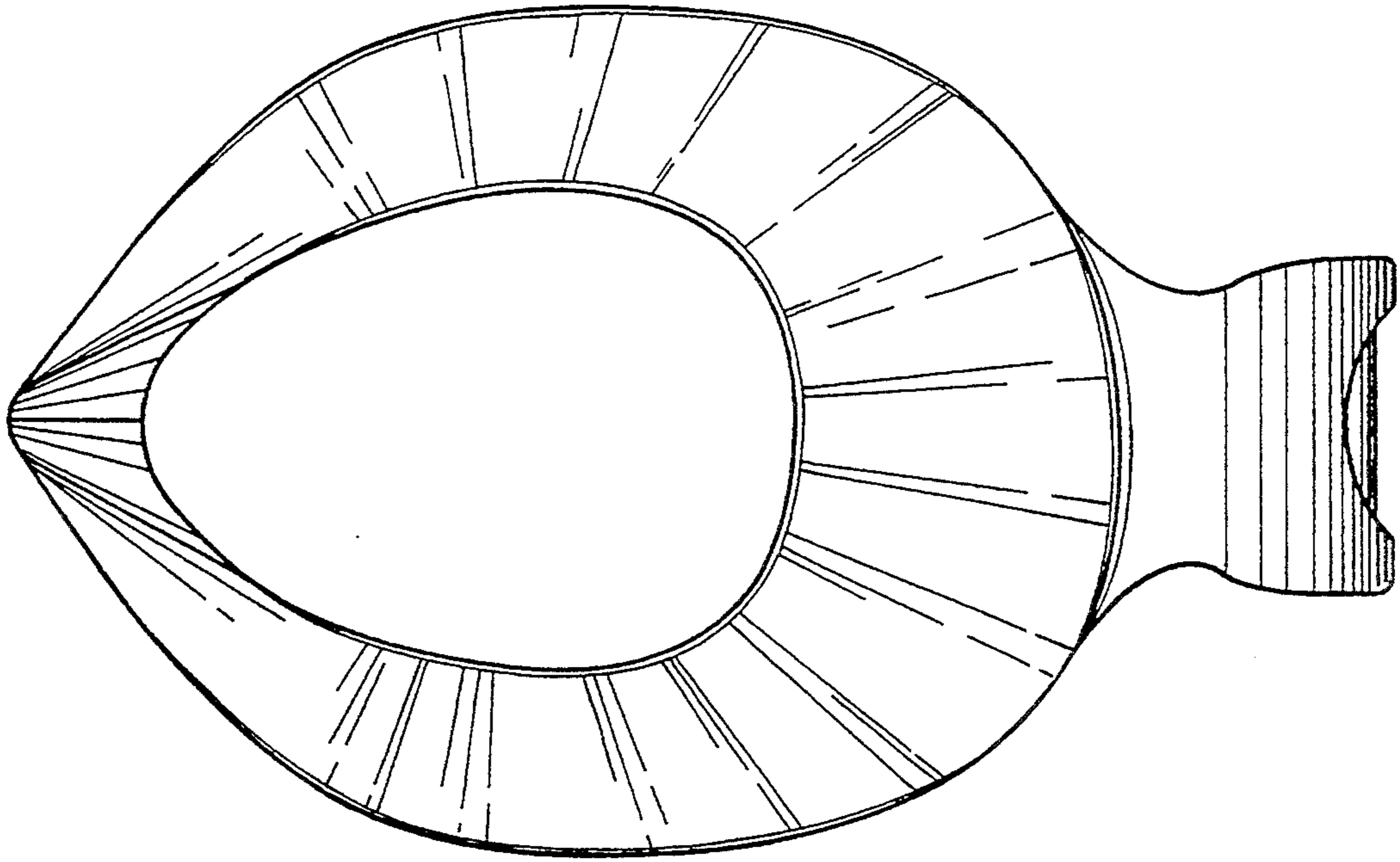
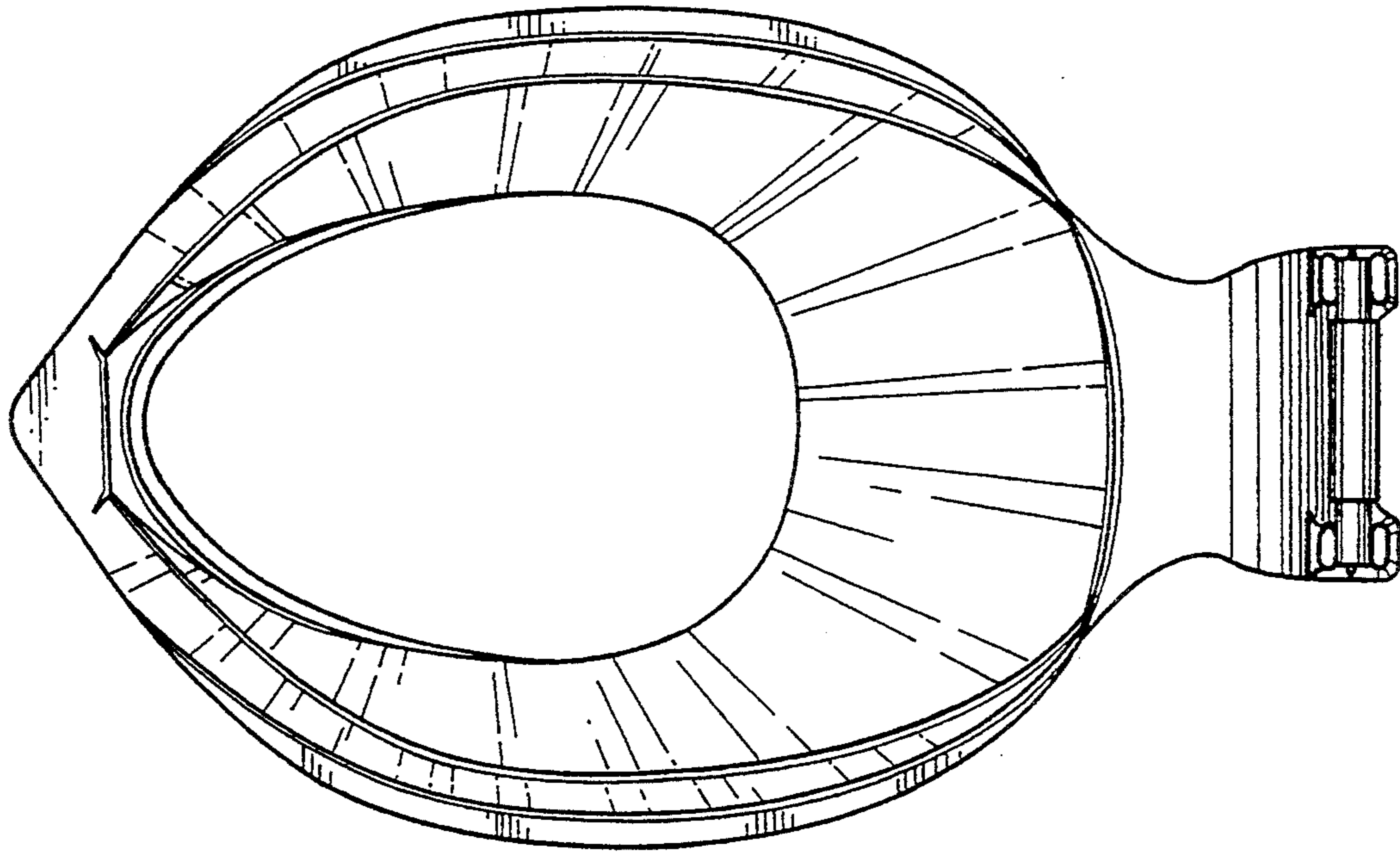



Fig. 2



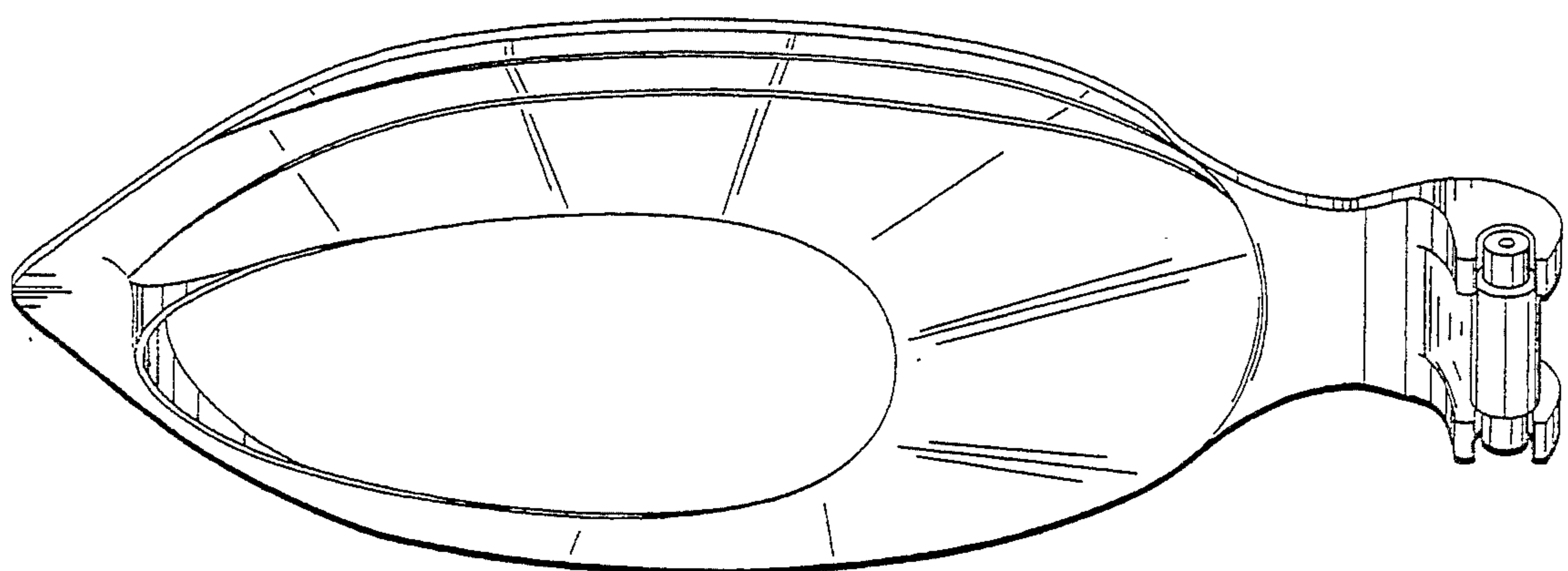
**Fig. 4**



**Fig. 5**



**Fig. 6**



**Fig. 7**