



US00D359789S

United States Patent [19]

[11] Patent Number: **Des. 359,789**

Seber et al.

[45] Date of Patent: **** Jun. 27, 1995**

[54] **FIXED BLADE KNIFE**

[75] Inventors: **Brett P. Seber**, Escondido; **Roy L. Helton, Jr.**, San Diego; **Randolph J. Morton**, Coronado, all of Calif.

[73] Assignee: **Buck Knives, Inc.**, El Cajon, Calif.

[**] Term: **14 Years**

[21] Appl. No.: **17,456**

[22] Filed: **Jan. 12, 1994**

[52] U.S. Cl. **D22/118**

[58] Field of Search **D22/118; D7/649; D8/99; 30/165, 286, 340, 346, 342, 343, 344, 345, 329**

[56] **References Cited**

U.S. PATENT DOCUMENTS

- D. 271,320 11/1983 Ferraro D22/118
- D. 344,006 2/1994 Glessner D22/118 X
- 2,787,059 4/1957 Wingen D7/649 X

OTHER PUBLICATIONS

Cutlery Shoppe, Spring 1993, p. 3, Gryphon M35 Knife.

Atlanta Cutlery p. 29, Elite Forces Bowie Knife.

Cutlery Shoppe, Spring 1993, Jan. 1993 Gryphon M30A1.

Primary Examiner—Doris V. Coles

Attorney, Agent, or Firm—Gregory Garmong

[57] **CLAIM**

The ornamental design for a fixed blade knife, as shown and described.

DESCRIPTION

FIG. 1 is a left-side elevational view of a fixed blade knife, the right-side elevational view being identical thereto;

FIG. 2 is a top view thereof;

FIG. 3 is a bottom view thereof;

FIG. 4 is a front elevational view thereof from the point end of the fixed blade knife; and,

FIG. 5 is a back elevational view thereof from the butt end of the fixed blade knife.

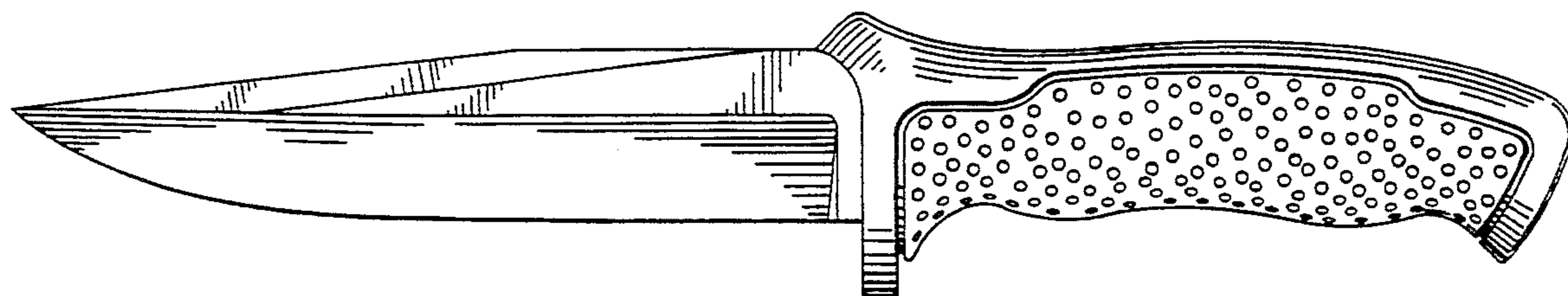


FIG. 1

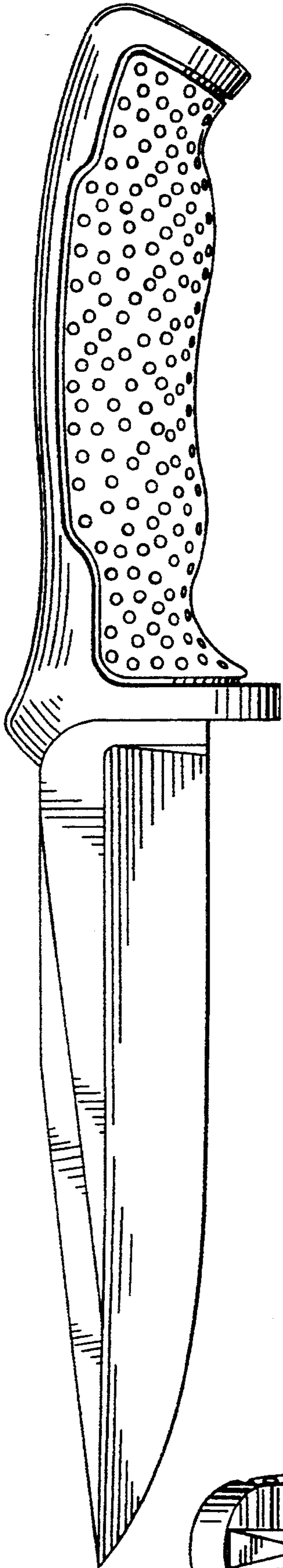


FIG. 2

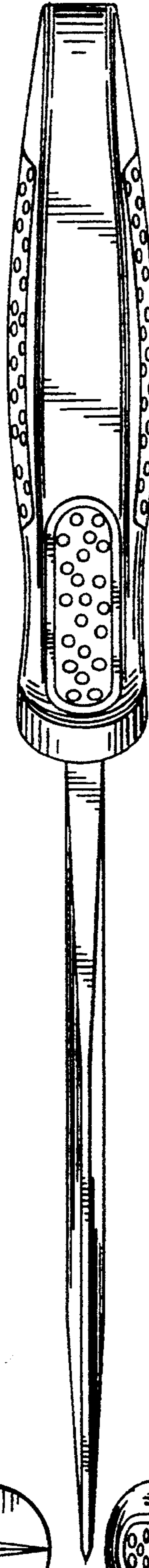


FIG. 3

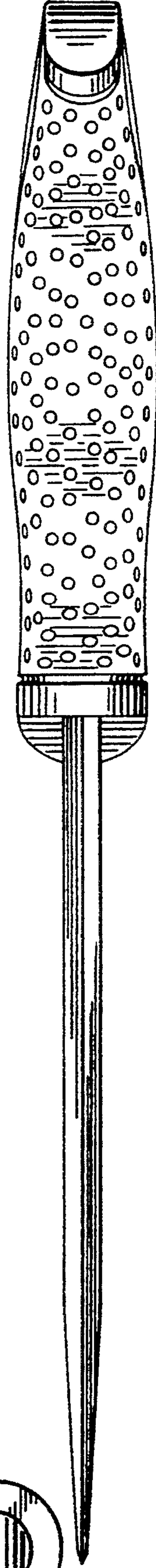


FIG. 4

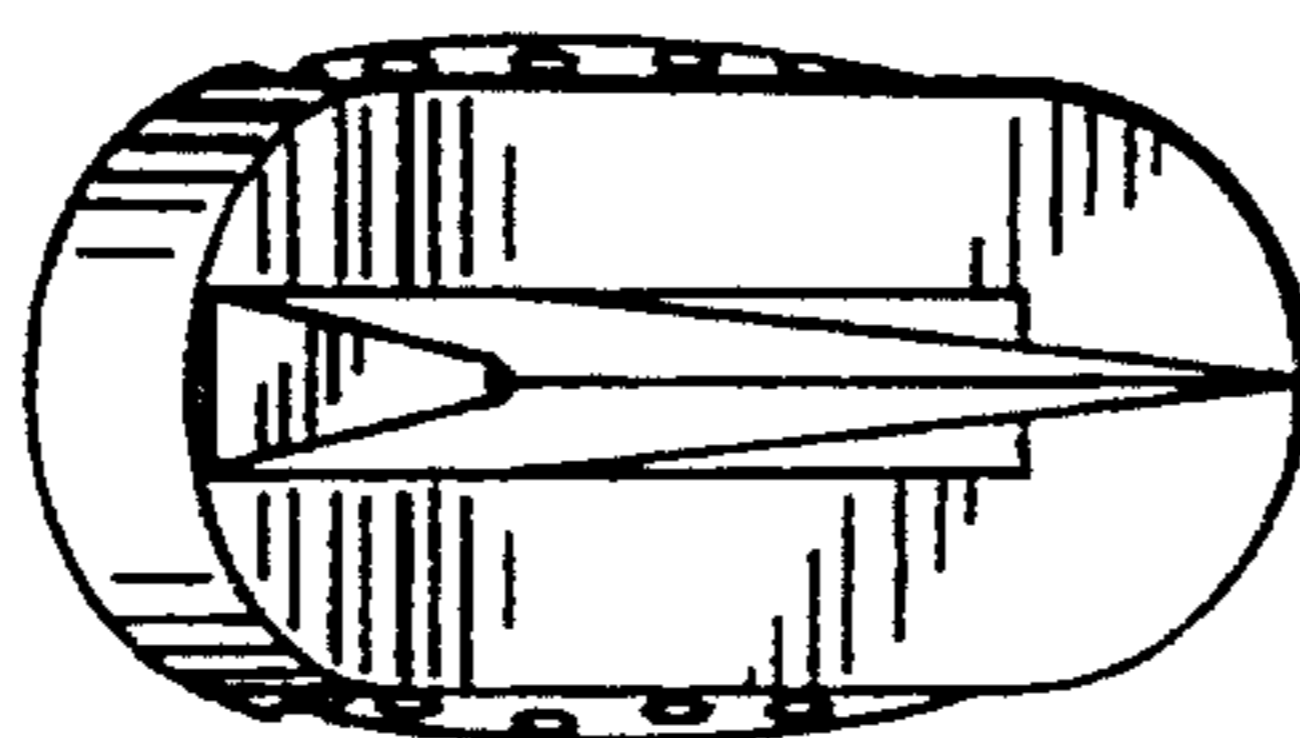


FIG. 5

