



US00D359780S

United States Patent [19]

[11] Patent Number: **Des. 359,780**

Sokol et al.

[45] Date of Patent: **** Jun. 27, 1995**

[54] PADDLE

4,353,550 10/1982 Krosnick 273/67 R
4,379,554 4/1983 Schuyler et al. 273/67 R

[76] Inventors: **Howard Sokol**, 1919 Brentwood La., Wheaton, Ill. 60187; **Leonard H. Palmer**, 1168 Westwood Trail, Addison, Ill. 60101; **Robert H. Salvesen**, ON 571 Lake Dr., West Chicago, Ill. 60185

Primary Examiner—Terry A. Wallace
Assistant Examiner—Mitchell I. Siegel
Attorney, Agent, or Firm—Dressler, Goldsmith, Shore & Milnamow, Ltd.

[**] Term: **14 Years**

[57] **CLAIM**

[21] Appl. No.: **17,124**

The ornamental design for a paddle, as shown and described.

[22] Filed: **Jan. 6, 1994**

DESCRIPTION

[52] U.S. Cl. **D21/213**

FIG. 1 is a perspective view of a paddle showing our new design;

[58] Field of Search D21/213; 273/67 R, 75, 273/76

FIG. 2 is a front elevational view thereof, it being understood that the rear elevational view is identical to the front elevational view;

[56] **References Cited**

U.S. PATENT DOCUMENTS

D. 271,510	11/1983	Gormley	D21/213
D. 307,930	5/1990	Sokol et al.	D21/213
D. 344,314	2/1994	Malkoun	D21/213
2,156,477	5/1939	Keller	D21/213 X

FIG. 3 is a right-hand elevational view thereof, it being understood that the left-hand elevational view is identical to the right-hand elevational view;

FIG. 4 is a top plan view thereof; and,

FIG. 5 is a bottom plan view thereof.

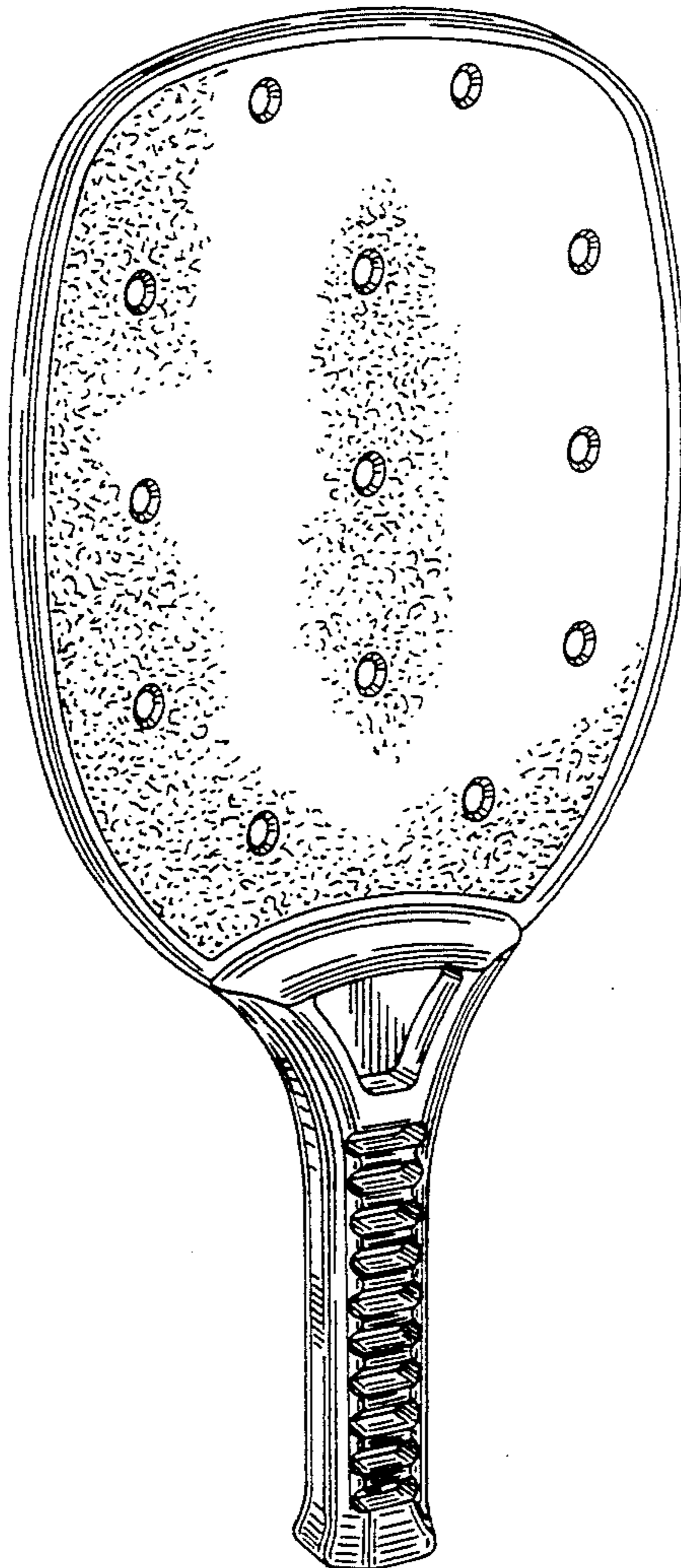


FIG. 1

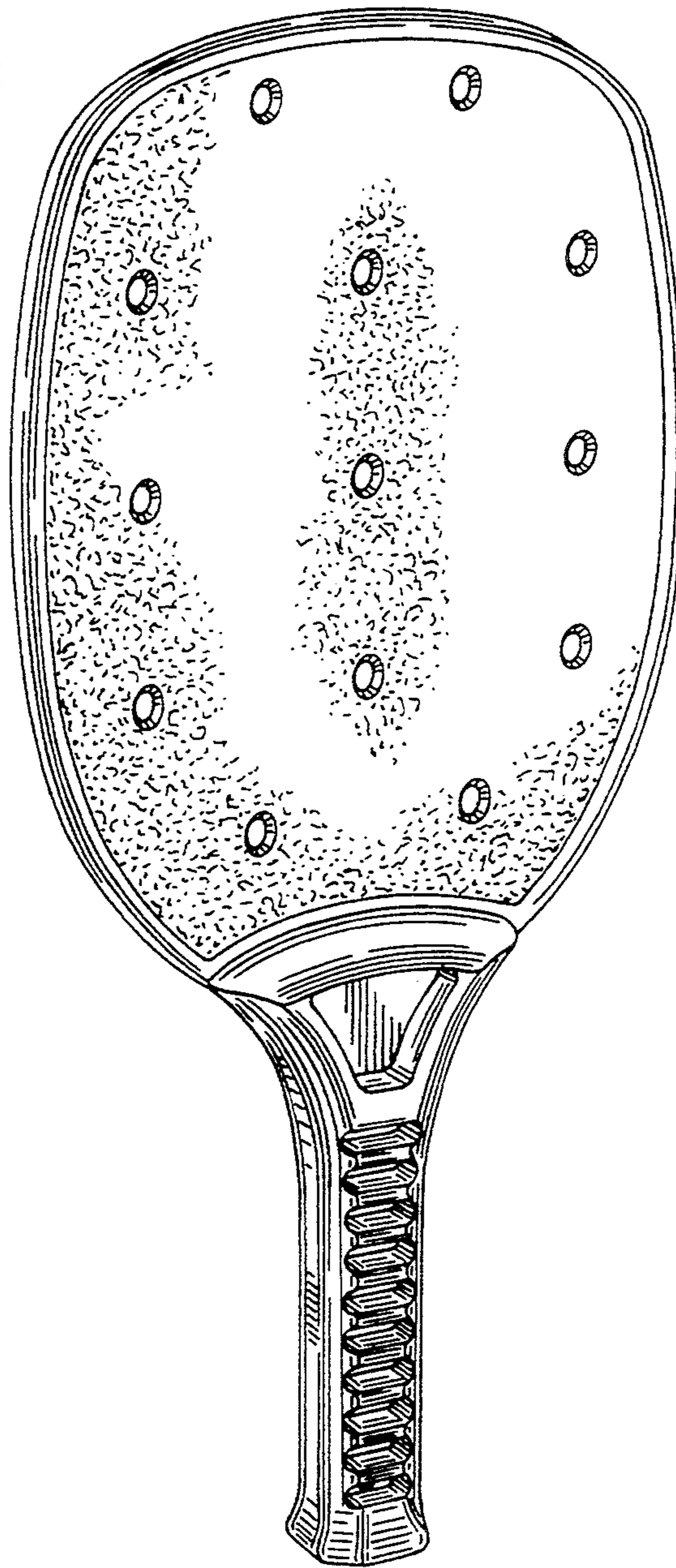


FIG. 4




FIG. 5

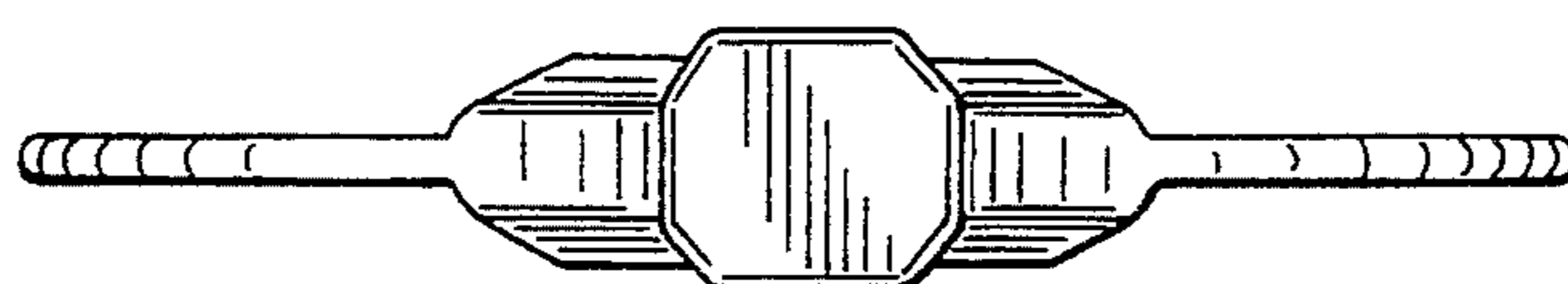


FIG. 2

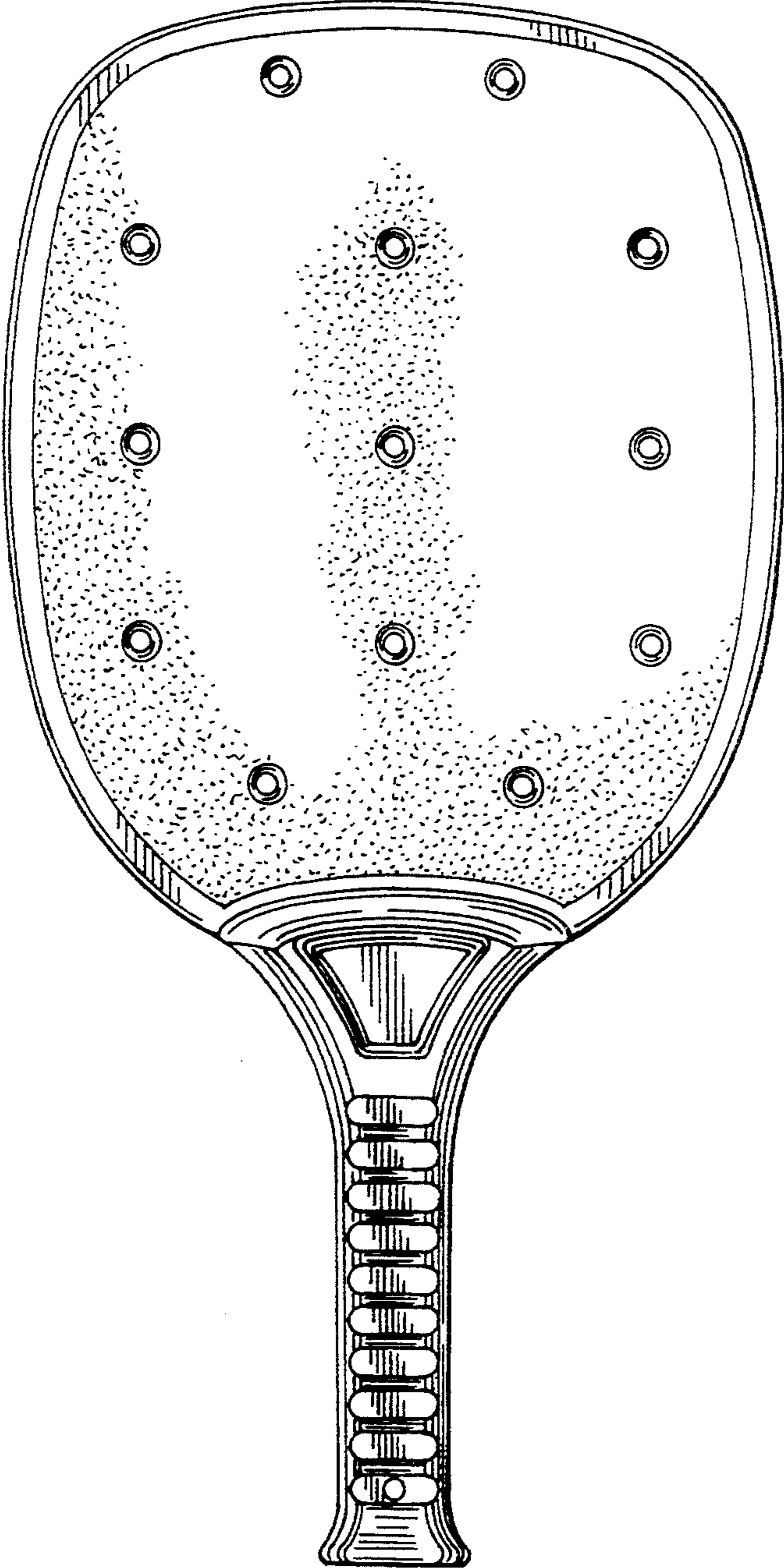


FIG. 3

