



US00D359767S

United States Patent [19]

[11] Patent Number: **Des. 359,767**

Scott

[45] Date of Patent: **** Jun. 27, 1995**

[54] LOTTERY CARD READER

[76] Inventor: **Arthur C. Scott, 427 Elm St., Deerfield, Ill. 60015**

4,461,497	7/1984	Downey	283/65
4,682,430	7/1987	Ramsay	40/490 X
4,752,073	6/1988	Thompson	D21/37 X
5,110,129	5/1992	Alvarez	283/903 X

[**] Term: **14 Years**

*Primary Examiner—Melanie H. Tung
Attorney, Agent, or Firm—Thomas W. Tolpin*

[21] Appl. No.: **20,117**

[57] CLAIM

[22] Filed: **Mar. 18, 1994**

The ornamental design for a lottery card reader, as shown.

[52] U.S. Cl. **D21/37**

[58] Field of Search D21/1, 37, 42-47;
D14/114, 116; 283/65, 45, 901, 903; 40/489,
490-491; 273/148 R, 269

DESCRIPTION

[56] References Cited

U.S. PATENT DOCUMENTS

D. 331,428	12/1992	Kharazi	D21/37
2,974,433	3/1961	Litzinger	40/490
3,584,597	6/1971	Simmons	40/491 X
4,212,261	7/1980	Gaetano	40/491 X

FIG. 1 is a perspective view of an lottery card reader showing my new design;
FIG. 2 is a front view thereof;
FIG. 3 is a right side view thereof;
FIG. 4 is a left side view thereof;
FIG. 5 is a back view thereof;
FIG. 6 is a top view thereof; and,
FIG. 7 is a bottom view thereof.

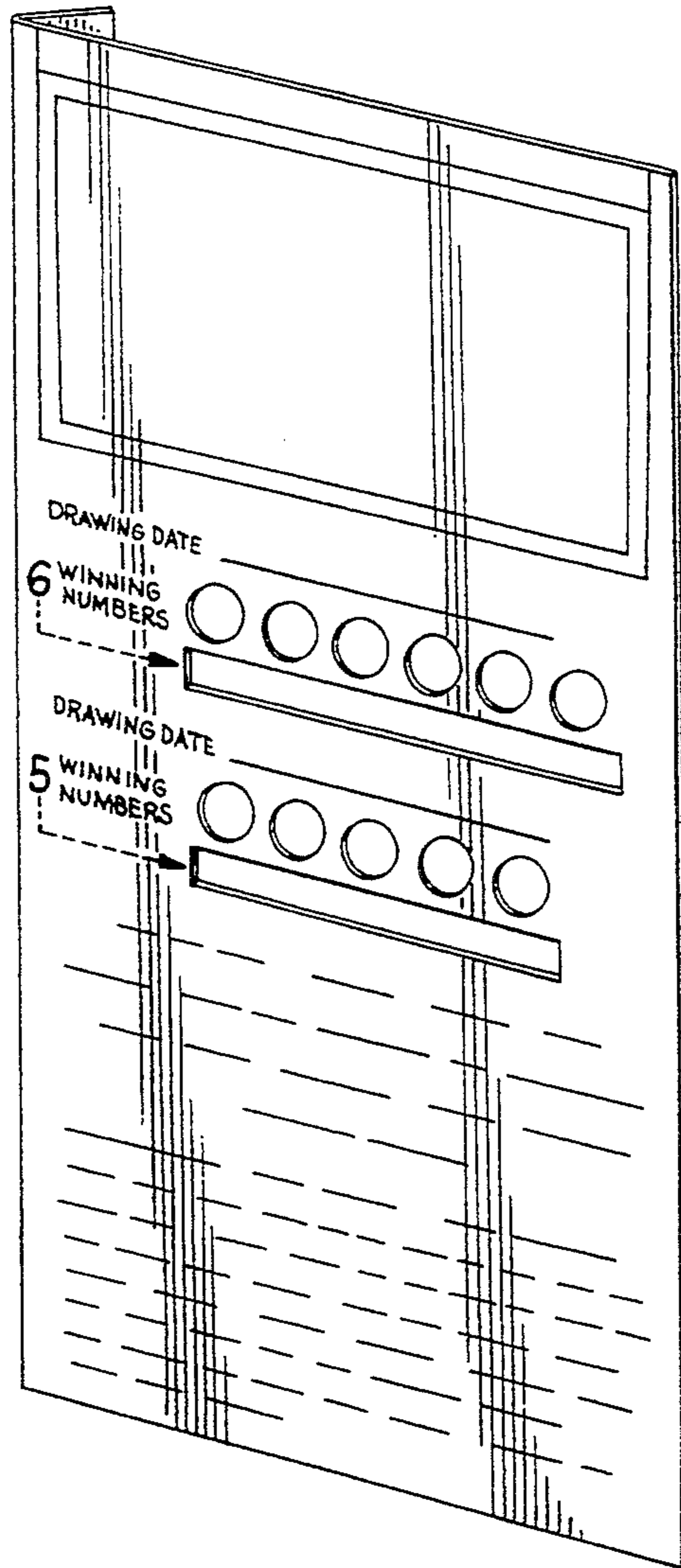


FIG. 1

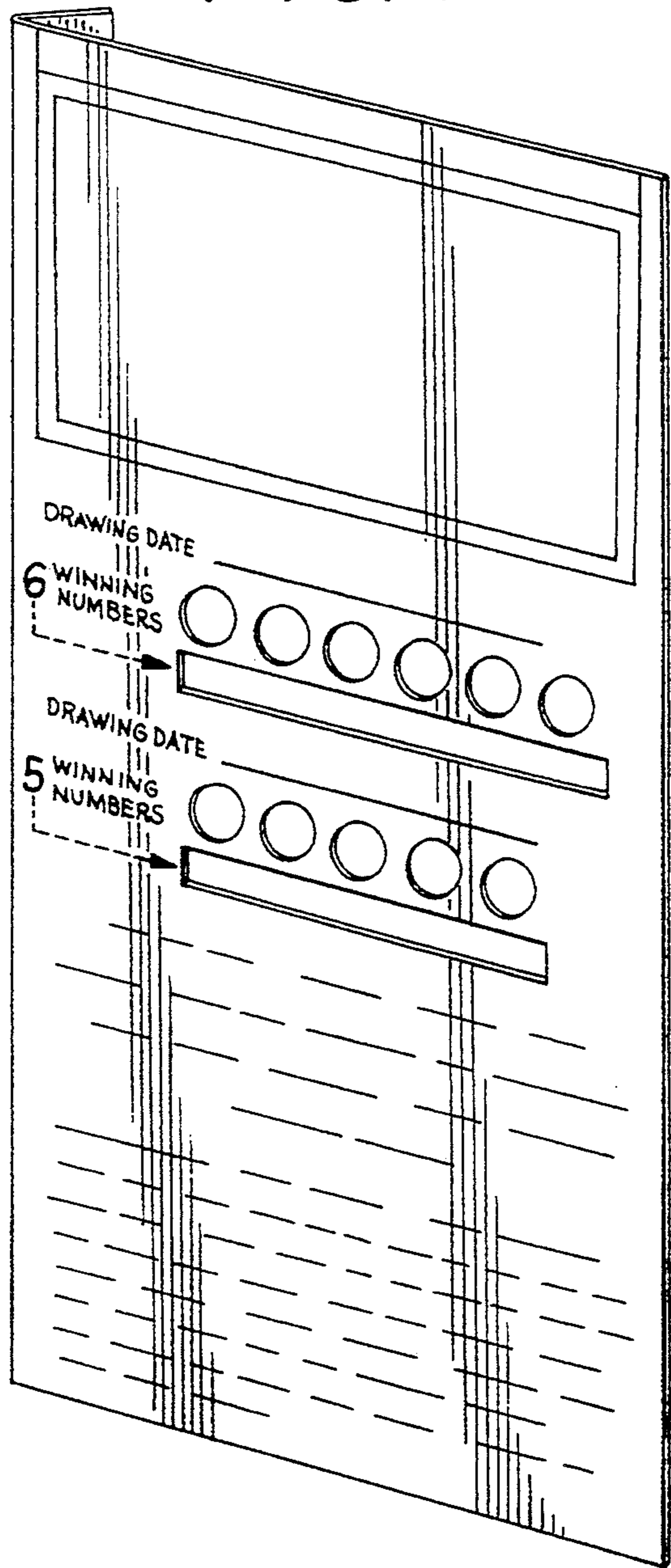


FIG. 2

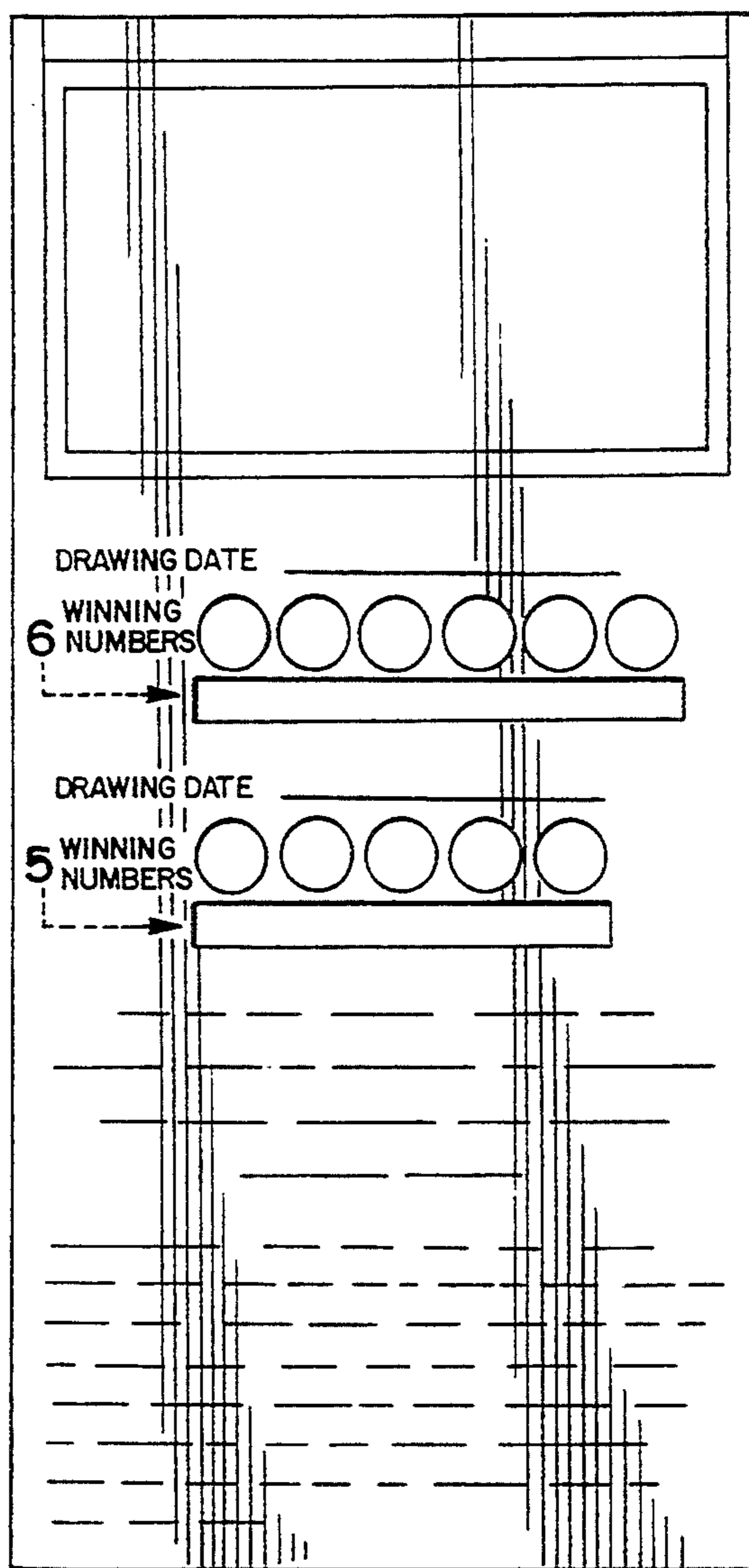


FIG. 3



FIG. 4




FIG. 5

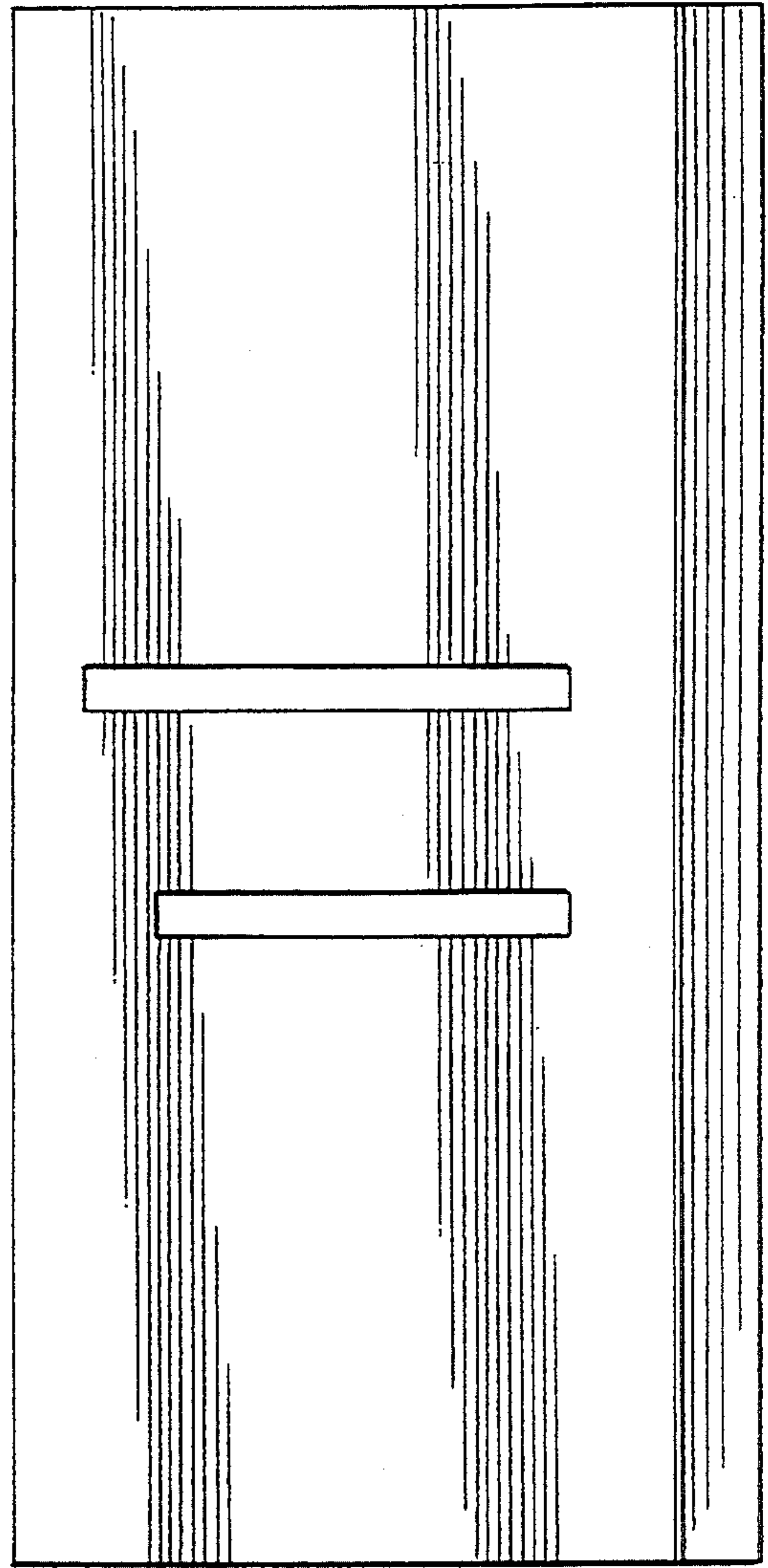


FIG. 6



FIG. 7

