



US00D359758S

# United States Patent [19]

[11] Patent Number: **Des. 359,758**

**Inami**

[45] Date of Patent: **\*\* Jun. 27, 1995**

[54] **GRIP FOR A WRITING INSTRUMENT**

[75] Inventor: **Tai Inami**, Torrance, Calif.

[73] Assignee: **Pentel of America, Ltd.**, Torrance, Calif.

[\*\*] Term: **14 Years**

[21] Appl. No.: **23,181**

[22] Filed: **May 19, 1994**

[52] U.S. Cl. .... **D19/55; D19/47; D19/48**

[58] Field of Search ..... **D19/35, 36, 41-51, D19/54, 55, 56, 57, 58, 81-85, 99, 100; 401/6, 7, 88**

[56] **References Cited**

**U.S. PATENT DOCUMENTS**

D. 350,771	9/1994	Kettmeir	.....	D19/56	X
D. 353,397	12/1994	Banik	.....	D19/55	X
360,298	3/1887	Hewitt	.....	401/88	X

360,902	4/1887	Palmer	.....	401/88	X
2,173,451	9/1939	Lorber	.....	401/6	
2,569,286	9/1951	Bunker	.....	401/88	X
5,358,349	10/1994	Burroughs et al.	.....	401/6	X

*Primary Examiner*—Martie Thompson  
*Attorney, Agent, or Firm*—Adams & Wilks

[57] **CLAIM**

The ornamental design for a grip for a writing instrument, as shown and described.

**DESCRIPTION**


FIG. 1 is a front elevational view of a grip for a writing instrument showing my new design, the rear being the same in appearance as the front;


FIG. 2 is a right side elevational view thereof, the left side being the same in appearance as the right side;

FIG. 3 is a bottom plan view thereof; and,

FIG. 4 is a top plan view thereof.

The broken line showing of a writing instrument in FIGS. 1-4 is environmental only and forms no part of the claimed design.






*FIG. 1*



*FIG. 2*

*FIG. 4*



*FIG. 3*

