



US00D359715S

United States Patent [19]

[11] Patent Number: **Des. 359,715**

Anderson et al.

[45] Date of Patent: **** Jun. 27, 1995**

[54] **TIRE TREAD**

D. 329,627 9/1992 Attinello et al. D12/151
D. 340,894 11/1993 Kobayashi D12/147

[75] Inventors: **Norman D. Anderson**, Uniontown;
John S. Attinello, Hartville; **Samuel P. Landers**, Uniontown; **Sean D. Montag**, Westerville; **James C. Stroble**, Kent; **John Kotanides, Jr.**, Canton, all of Ohio

Primary Examiner—James M. Gandy
Attorney, Agent, or Firm—T. P. Lewandowski

[73] Assignee: **The Goodyear Tire & Rubber Company**, Akron, Ohio

[57] **CLAIM**

The ornamental design for a tire tread, as shown and described.

[**] Term: **14 Years**

[21] Appl. No.: **17,431**

[22] Filed: **Jan. 24, 1994**

DESCRIPTION

Related U.S. Application Data

[63] Continuation-in-part of Ser. No. 13,572, Sep. 27, 1993, abandoned.

[52] U.S. Cl. **D12/147**

[58] Field of Search **D12/136, 145-151;**
152/209 R, 209 A, 209 B, 209 D

FIG. 1 is a perspective view showing our tire tread; FIG. 2 is a front elevational view thereof; FIG. 3 is a side elevational view thereof; FIG. 4 is an enlarged fragmentary front view thereof; and,

FIG. 5 is a front elevational view of a tire tread showing a second embodiment of our new design, it being understood that the sides of the second embodiment are substantially the same as the first embodiment shown in FIG. 3 except for the reduced thickness of alternating transverse grooves in the shoulder region thereof.

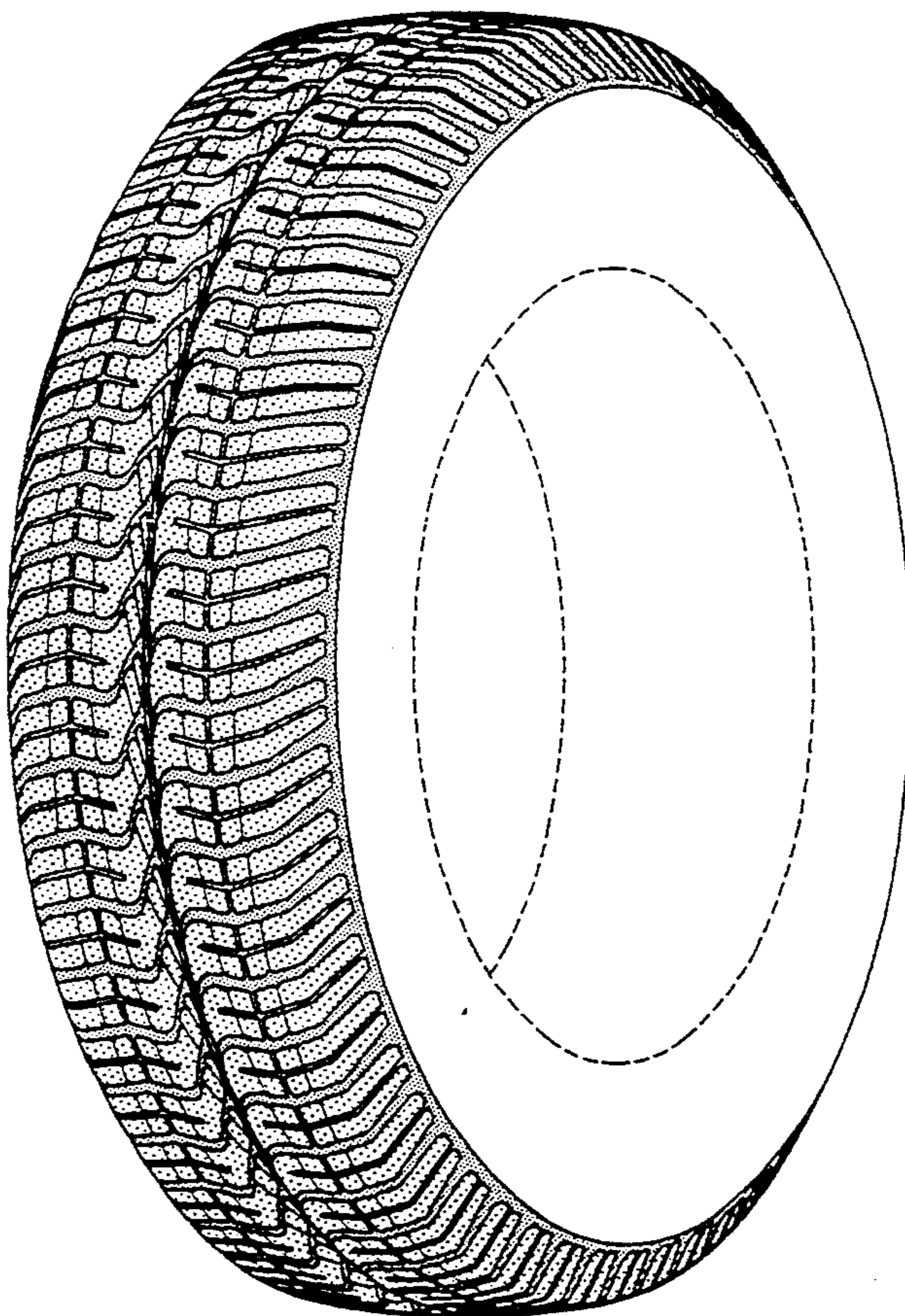
The tread pattern is understood to be repeated throughout the circumference of both embodiments of the tire tread.

In the drawings, the broken line showing of the tire sidewall and the solid line defining the peripheral boundary between the tire tread and the sidewall are for illustrative purposes only and form no part of the claimed design.

References Cited

U.S. PATENT DOCUMENTS

D. 284,562 7/1986 Kojima et al. D12/147
D. 316,534 4/1991 Hutz D12/147
D. 329,033 9/1992 Maxwell D12/147



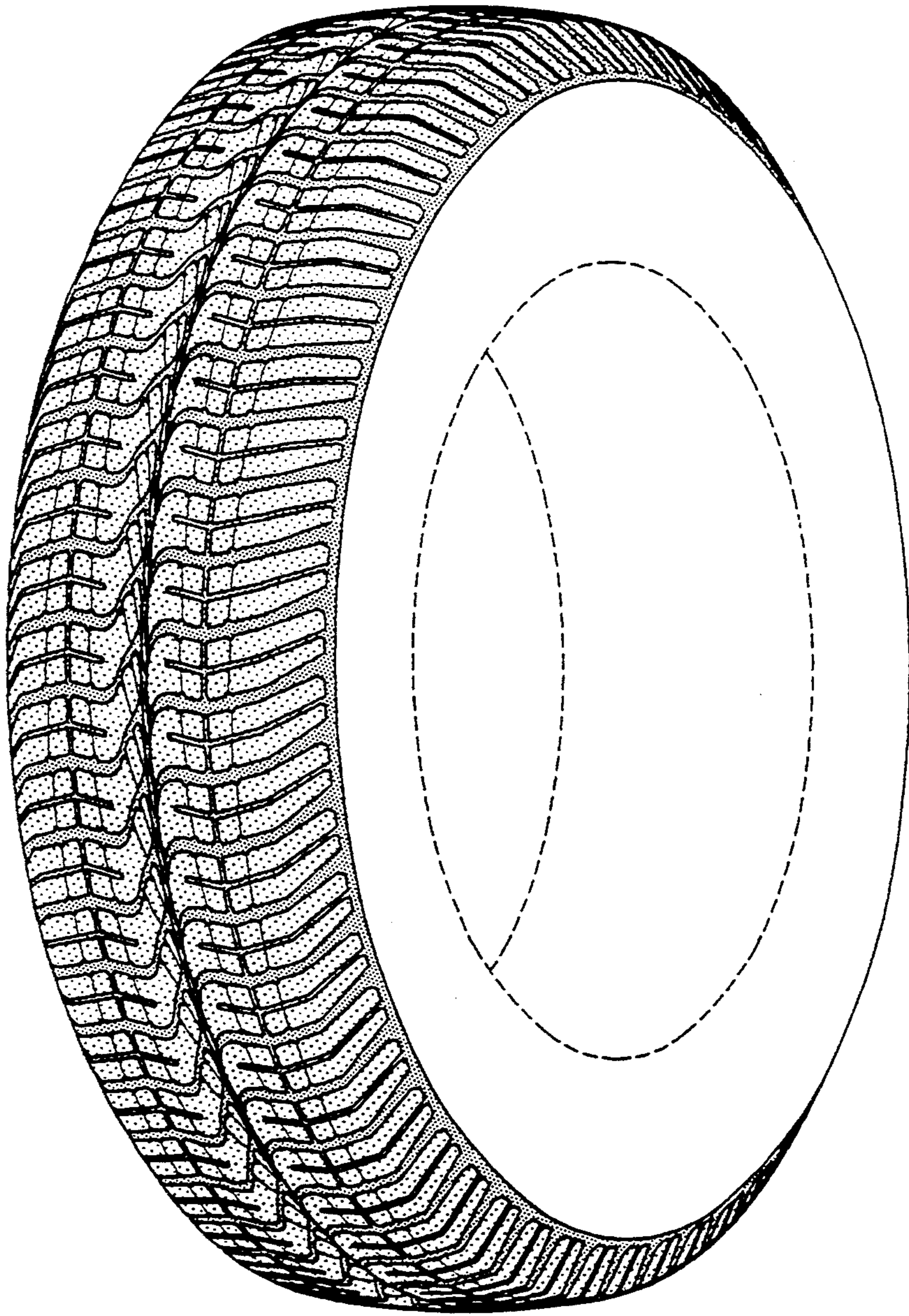


FIG-1




FIG-2

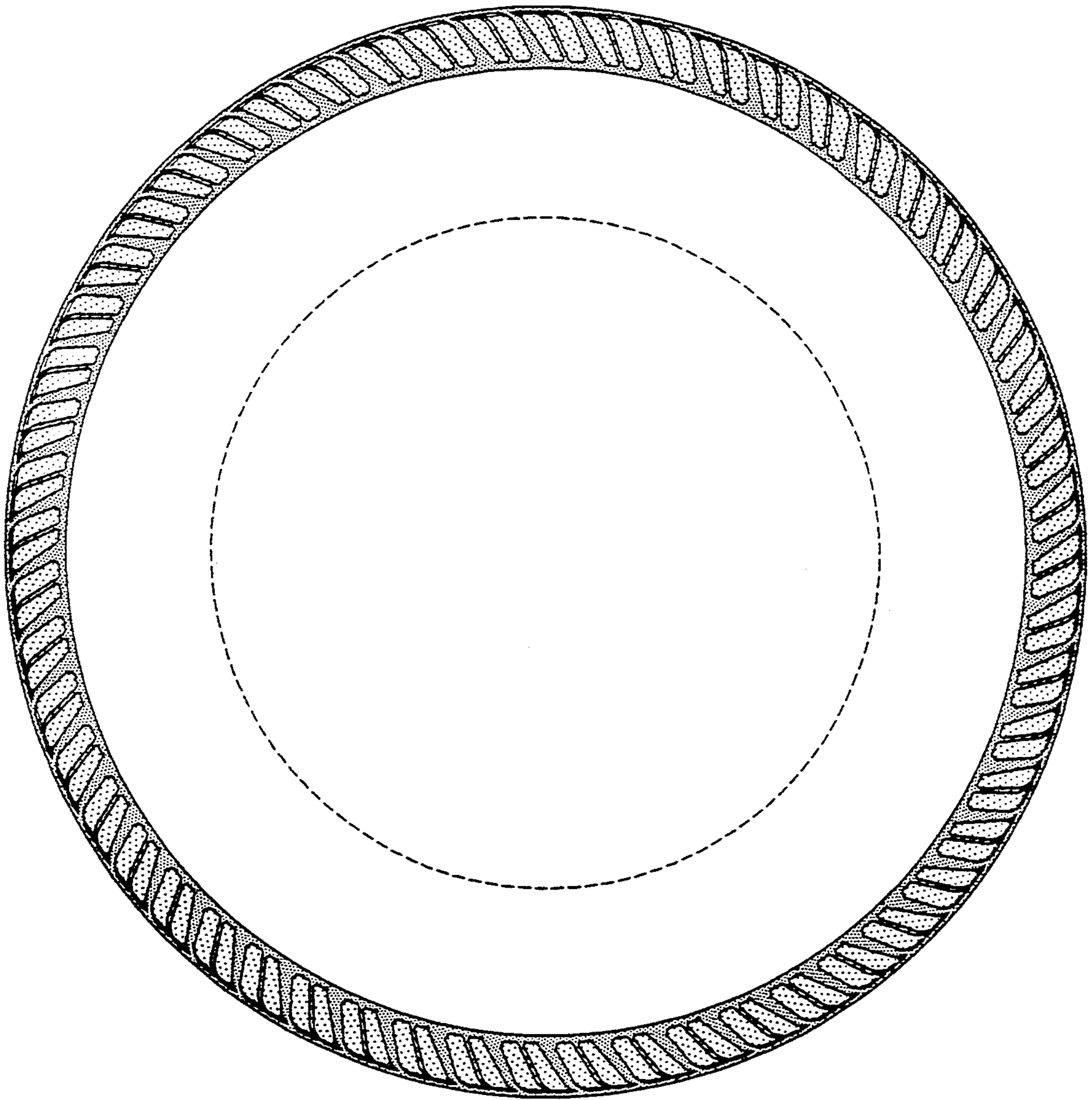


FIG-3

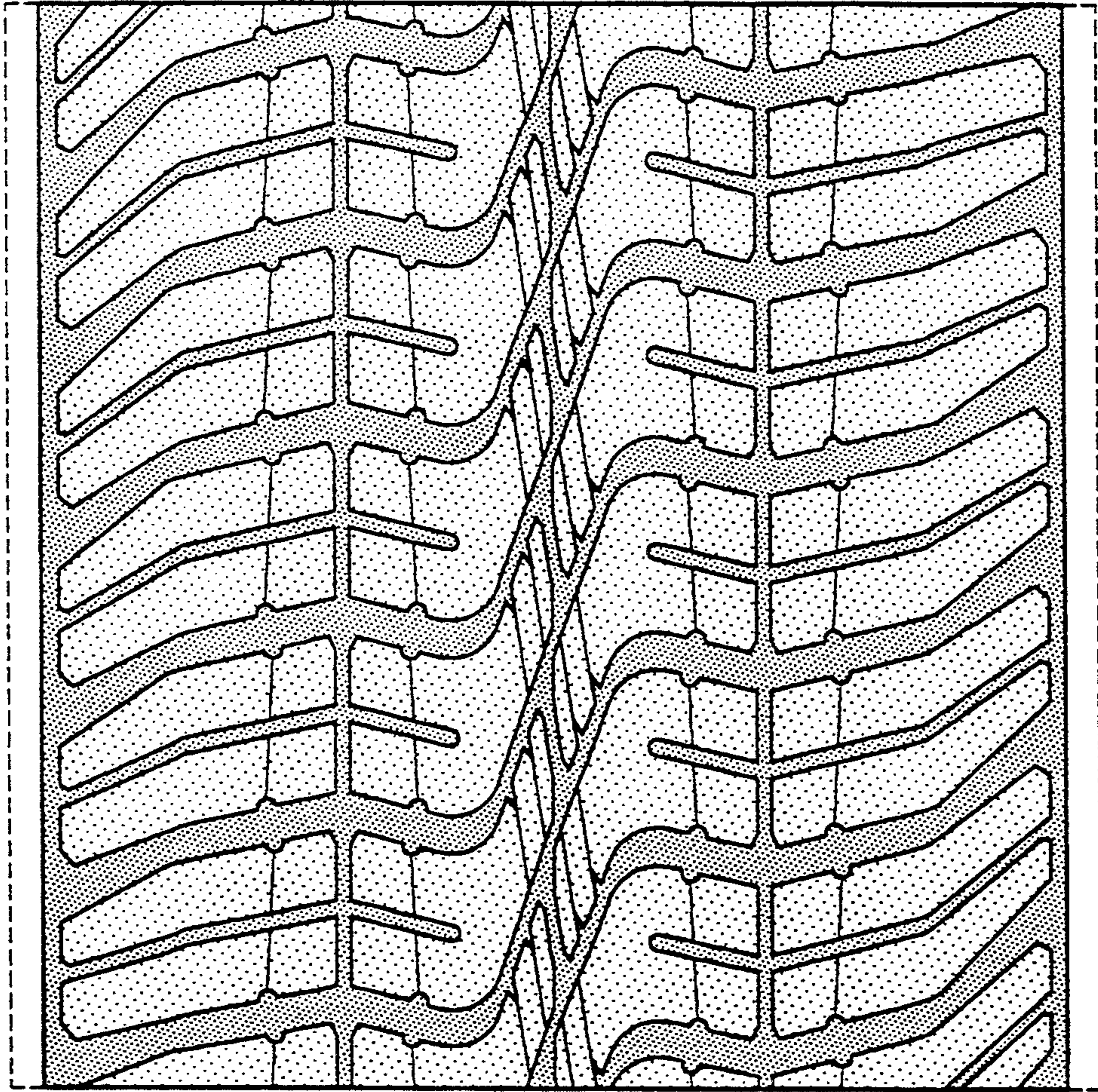


FIG-4




FIG-5