



US00D359705S

United States Patent [19] Ball

[11] Patent Number: Des. 359,705

[45] Date of Patent: ** Jun. 27, 1995

[54] CONDOM EARRING

[76] Inventor: M. J. Suzie Ball, 20 Terry La.,
Tiverton, R.I. 02878

[**] Term: 14 Years

[21] Appl. No.: 18,197

[22] Filed: Feb. 1, 1994

[52] U.S. Cl. D11/40

[58] Field of Search D11/1-3,
D11/79, 80, 40, 41, 65, 20, 56; 63/1.1, 2, 20, 18,
19, 13; 224/241, 252; D20/20, 27

[56] References Cited

U.S. PATENT DOCUMENTS

D. 201,270	6/1965	Taylor	D11/56
D. 250,699	1/1979	Barr	D11/56
D. 330,872	11/1992	Ball	D11/43
D. 354,017	1/1995	Brown et al.	D11/43
2,025,657	12/1935	Ganz	D11/40
4,741,434	3/1988	Liebman	224/241
4,781,288	11/1988	Wing	224/241
4,805,820	2/1989	Kearney et al.	224/241

Primary Examiner—Ralf T. Seifert

Attorney, Agent, or Firm—Robert J. Doherty

[57] CLAIM

The ornamental design for a condom earring, as shown and described.

DESCRIPTION

FIG. 1 is a top plan view of condom earring showing my new design;

FIG. 2 is a bottom plan view thereof;

FIG. 3 is a right side elevational view of FIG. 1, the left side being a mirror image of the right side;

FIG. 4 is a front elevational view thereof;

FIG. 5 is a rear elevational view thereof;

FIG. 6 is a top plan view of a second embodiment thereof;

FIG. 7 is a bottom plan view of FIG. 6;

FIG. 8 is a right side elevational view of FIG. 6, the left side, the rear side and the front side being substantially identical thereto;


FIG. 9 is a top plan view of a third embodiment thereof;

FIG. 10 is a rear plan view of FIG. 9;

FIG. 11 is a right elevational view of FIG. 9, the left side being a mirror image of the right side;

FIG. 12 is a front elevational view thereof; and,

FIG. 13 is a rear elevational view thereof.






FIG. 1

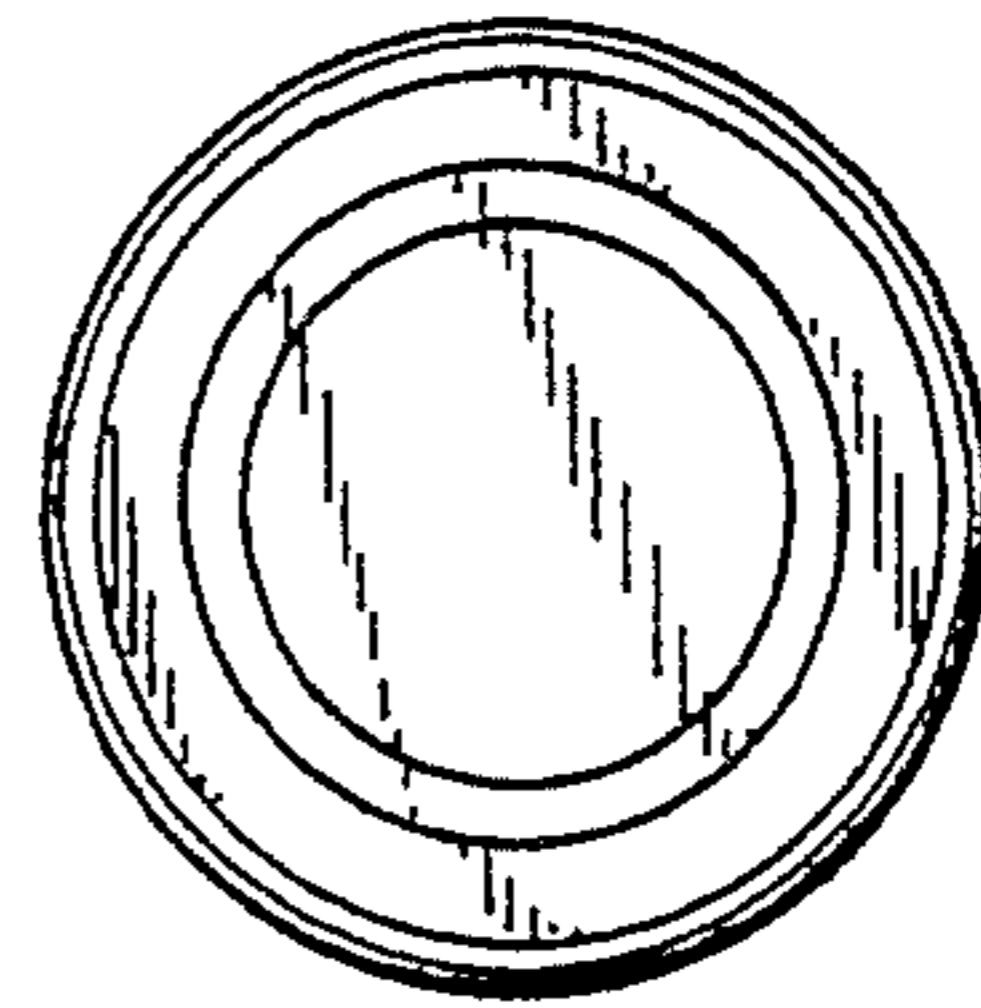


FIG. 2



FIG. 3



FIG. 4



FIG. 5

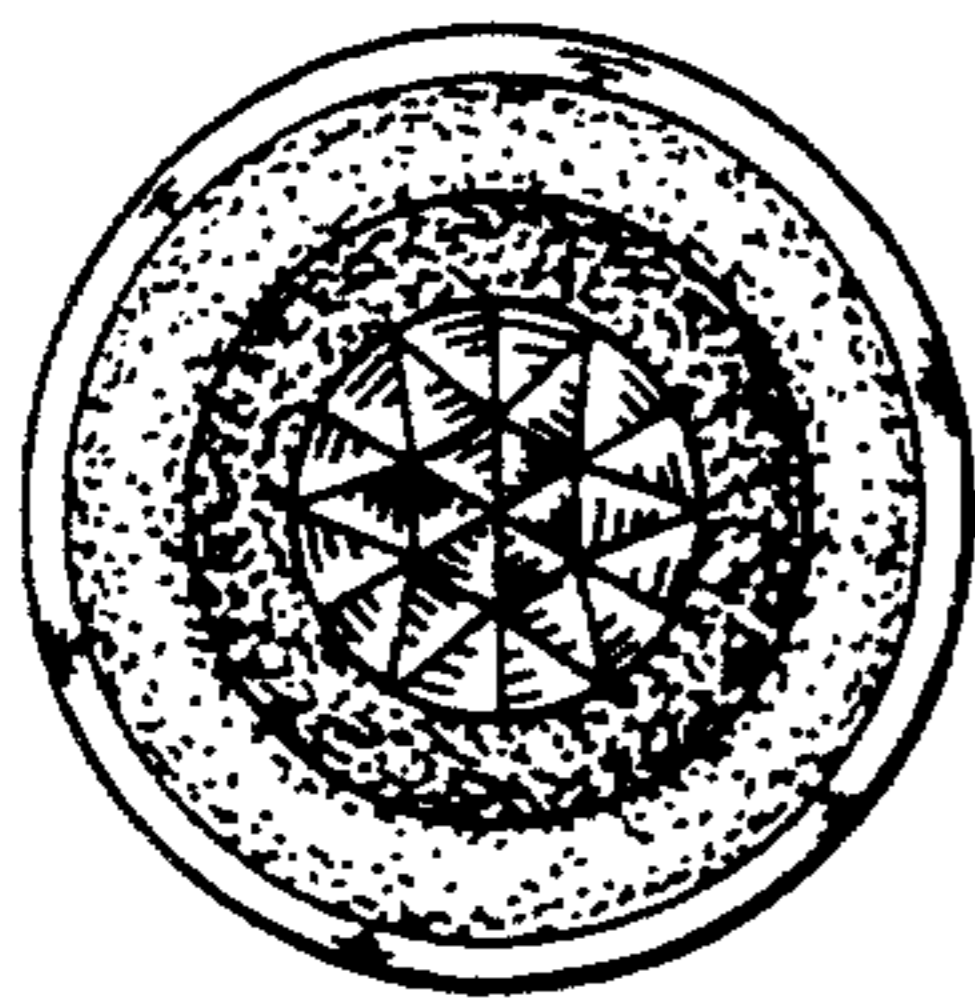


FIG. 6

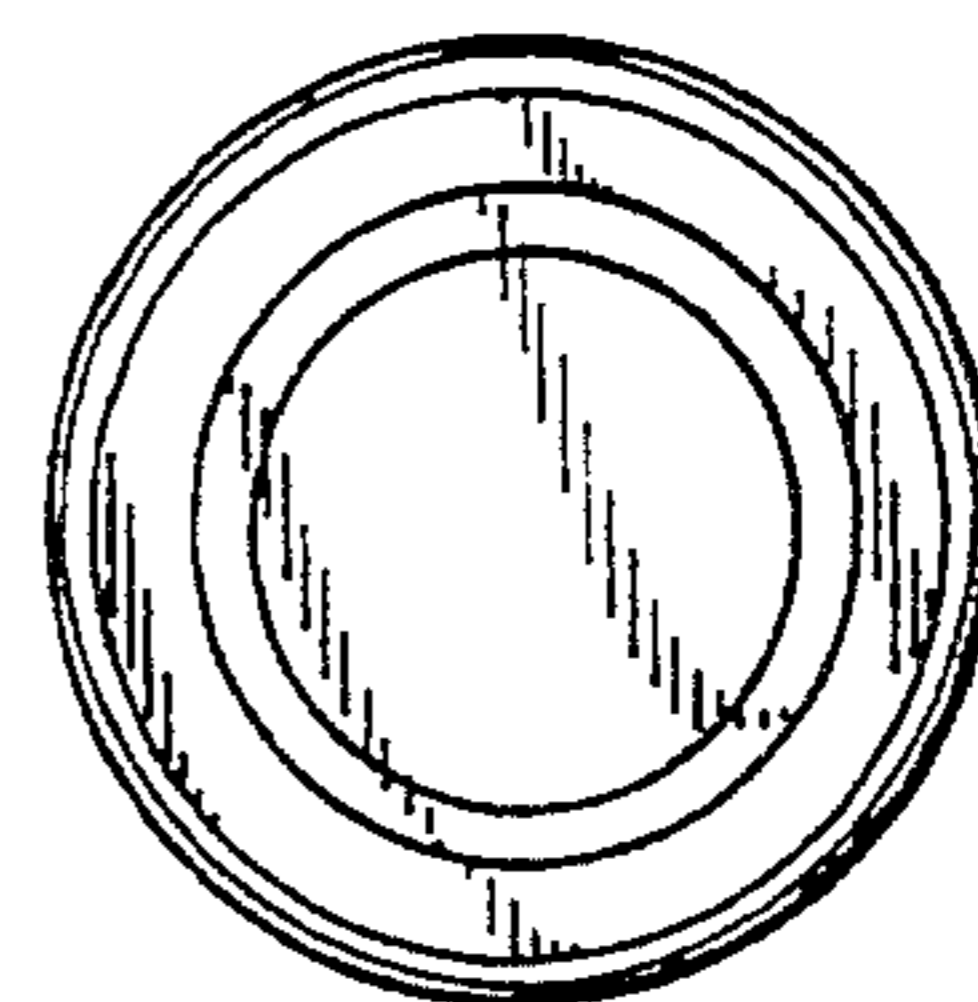


FIG. 7



FIG. 8

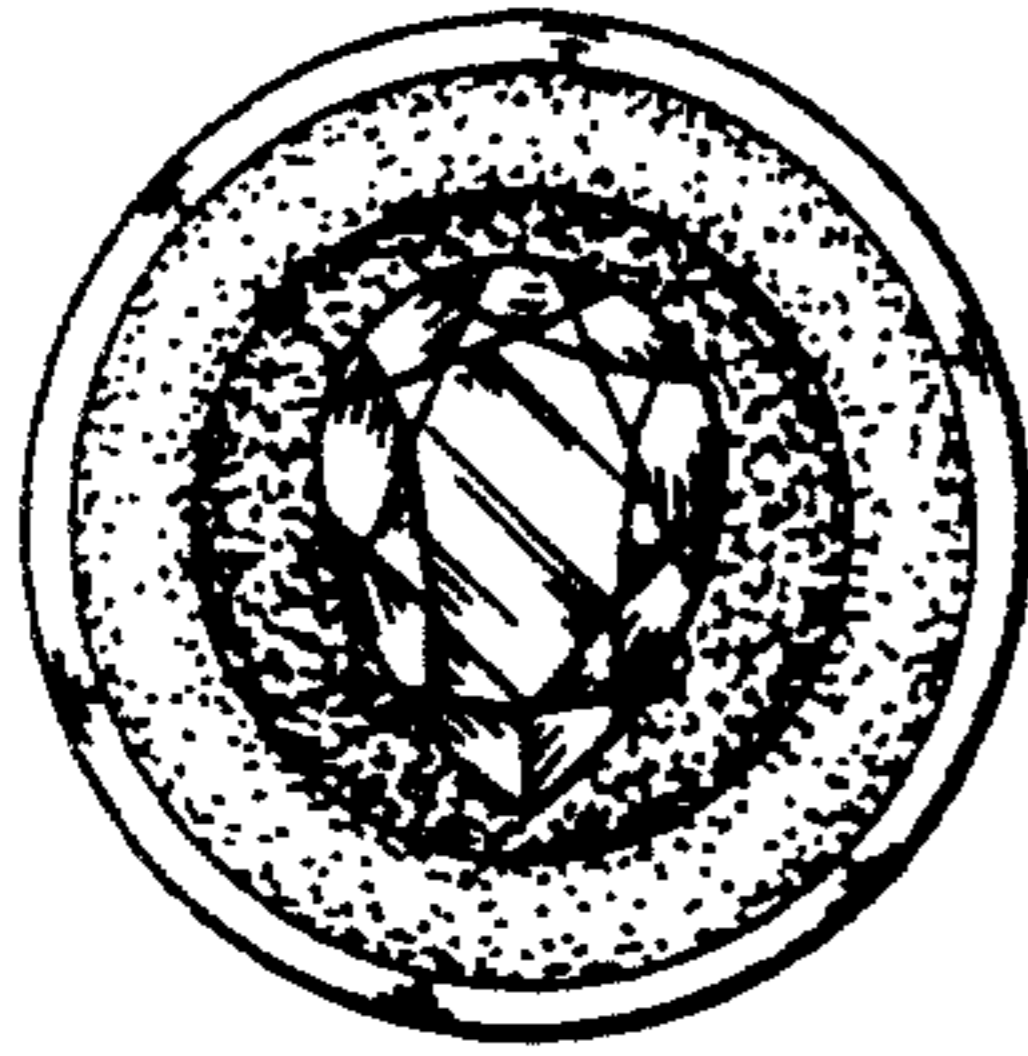


FIG. 9

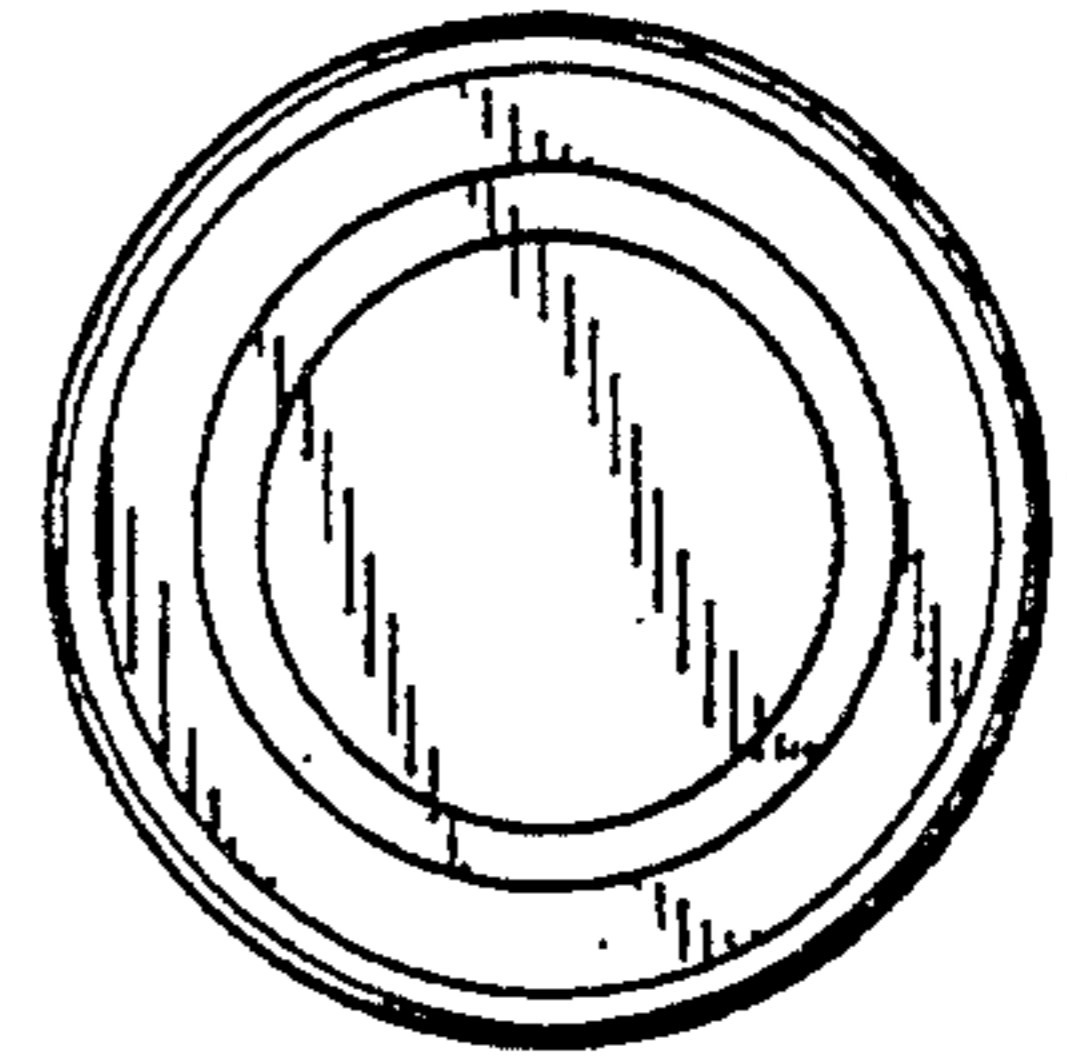


FIG. 10



FIG. 11



FIG. 12



FIG. 13