



US00D359700S

United States Patent [19]

[11] Patent Number: **Des. 359,700**

Abrams

[45] Date of Patent: **** Jun. 27, 1995**

[54] **MONITOR WRIST RECEIVER**

D. 310,332 9/1990 Wong D10/31 X
5,210,532 5/1993 Knoedler et al. 340/825.69

[75] Inventor: **Randy L. Abrams**, Leominster, Mass.

Primary Examiner—Antoine Duval Davis
Attorney, Agent, or Firm—Wolf, Greenfield & Sacks

[73] Assignee: **Safety 1st, Inc.**, Chestnut Hill, Mass.

[**] Term: **14 Years**

[57] **CLAIM**

[21] Appl. No.: **23,603**

The ornamental design for a monitor wrist receiver, as shown and described.

[22] Filed: **May 27, 1994**

DESCRIPTION

[52] U.S. Cl. **D10/106; D14/159**

[58] Field of Search **D10/106; D14/159;**
340/345, 348, 349, 351, 354, 572, 571, 573; 762,
782, 815.03, 825.69, 825.72, 573; 455/90, 159.2,
347, 351

FIG. 1 is a perspective view of the monitor wrist receiver embodying my new design, the broken line showing of a strap is for illustrative purposes only and forms no part of the claimed design;
FIG. 2 is a front elevation view thereof;
FIG. 3 is a right side elevation view thereof, the left side view being a mirror image thereof;
FIG. 4 is a rear elevation view thereof;
FIG. 5 is a top plan view thereof; and,
FIG. 6 is a bottom view thereof.

[56] **References Cited**

U.S. PATENT DOCUMENTS

D. 287,403 12/1986 Kiiski et al. D10/31 X
D. 300,514 4/1989 Morishima D10/31




Fig. 1

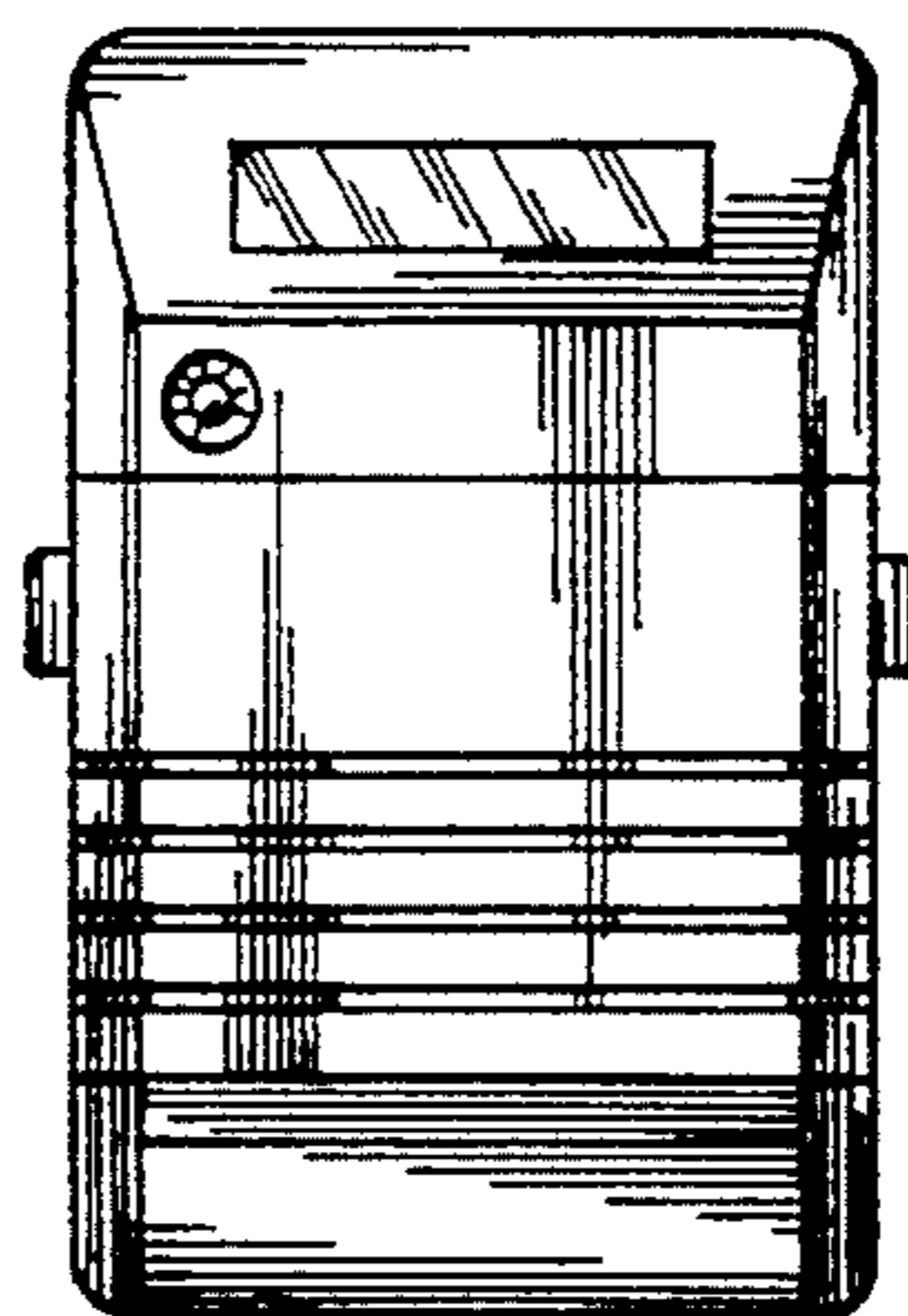



Fig. 2

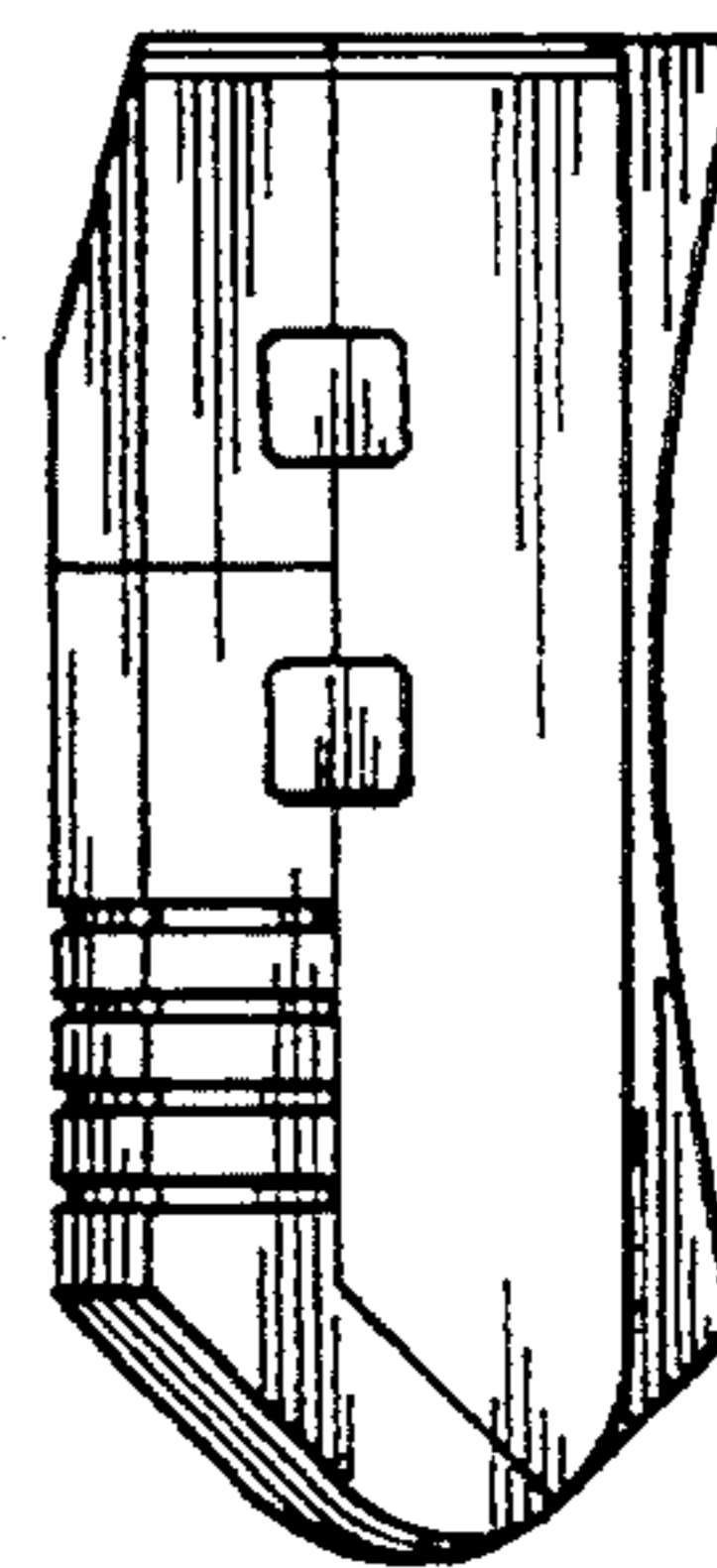


Fig. 3

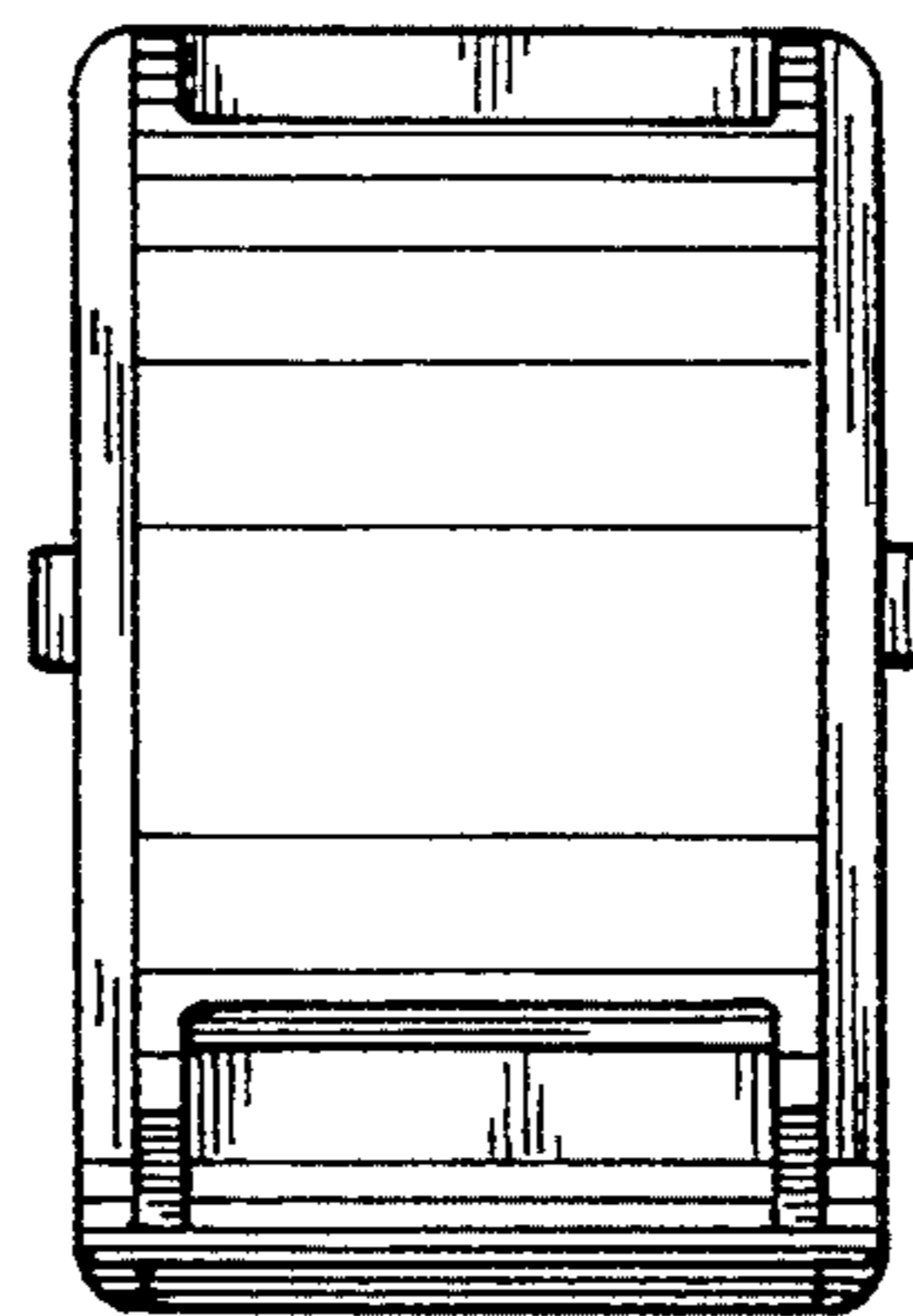


Fig. 4

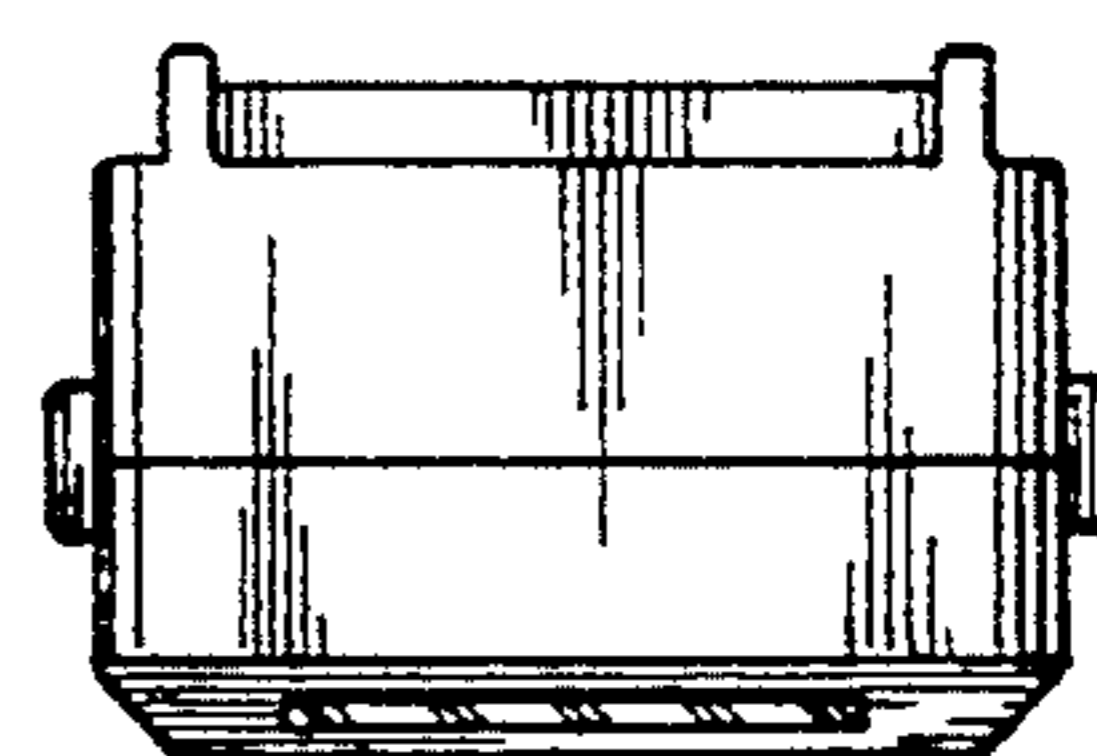


Fig. 5




Fig. 6