



US00D359699S

United States Patent [19]

Vandergriff et al.

[11] Patent Number: Des. 359,699

[45] Date of Patent: ** Jun. 27, 1995

[54] **MARKER FOR CRIME SCENE INVESTIGATION AND GAME FIELD MARKING**

[76] Inventors: **Gary L. Vandergriff**, 1303 Lawson St., Midland, Tex. 79701; **Gary B. Crouch**, P.O. Box 1082, Midland, Tex. 79702

[**] Term: **14 Years**

[21] Appl. No.: **21,239**

[22] Filed: **Apr. 13, 1994**

[52] U.S. Cl. **D10/71; D10/70; D22/199**

[58] **Field of Search** D10/70, 71, 61, 65, D10/109, 111, 113; D11/165-169, 181-183; D22/199; 33/483, 484, 485, 403, 452, 465-471; 40/598; 116/173-175

[56] **References Cited**

U.S. PATENT DOCUMENTS

- D. 5,138 7/1871 Hamon D10/71
- D. 339,186 9/1993 Vandergriff et al. D22/199
- D. 348,226 6/1994 Alaniz D10/61
- 1,802,201 4/1931 Deck .

- 2,869,507 1/1959 Boyer .
- 2,905,140 9/1959 Acklam .
- 3,395,577 8/1968 Keim .
- 3,782,322 1/1974 Wilson .
- 3,815,412 6/1974 Keim .
- 4,080,925 3/1978 Moore .
- 4,742,796 5/1988 Halsey .

Primary Examiner—Antoine Duval Davis
Attorney, Agent, or Firm—Laubscher & Laubscher

[57] **CLAIM**

The ornamental design for a marker for crime scene investigation and game field marking, as shown and described.

DESCRIPTION

FIG. 1 is a perspective view of the preferred embodiment of the marker of the present invention; FIG. 2 is a top plan view of the marker of FIG. 6; FIG. 3 is a bottom plan view of the marker of FIG. 6; FIG. 4 is a side elevational view of the marker of FIG. 6 the opposite side elevational view being a mirror image; FIG. 5 is a front end view of the marker of FIG. 7; and, FIG. 6 is a cross-sectional view taken along line 6—6 of FIG. 1.



FIG. 1

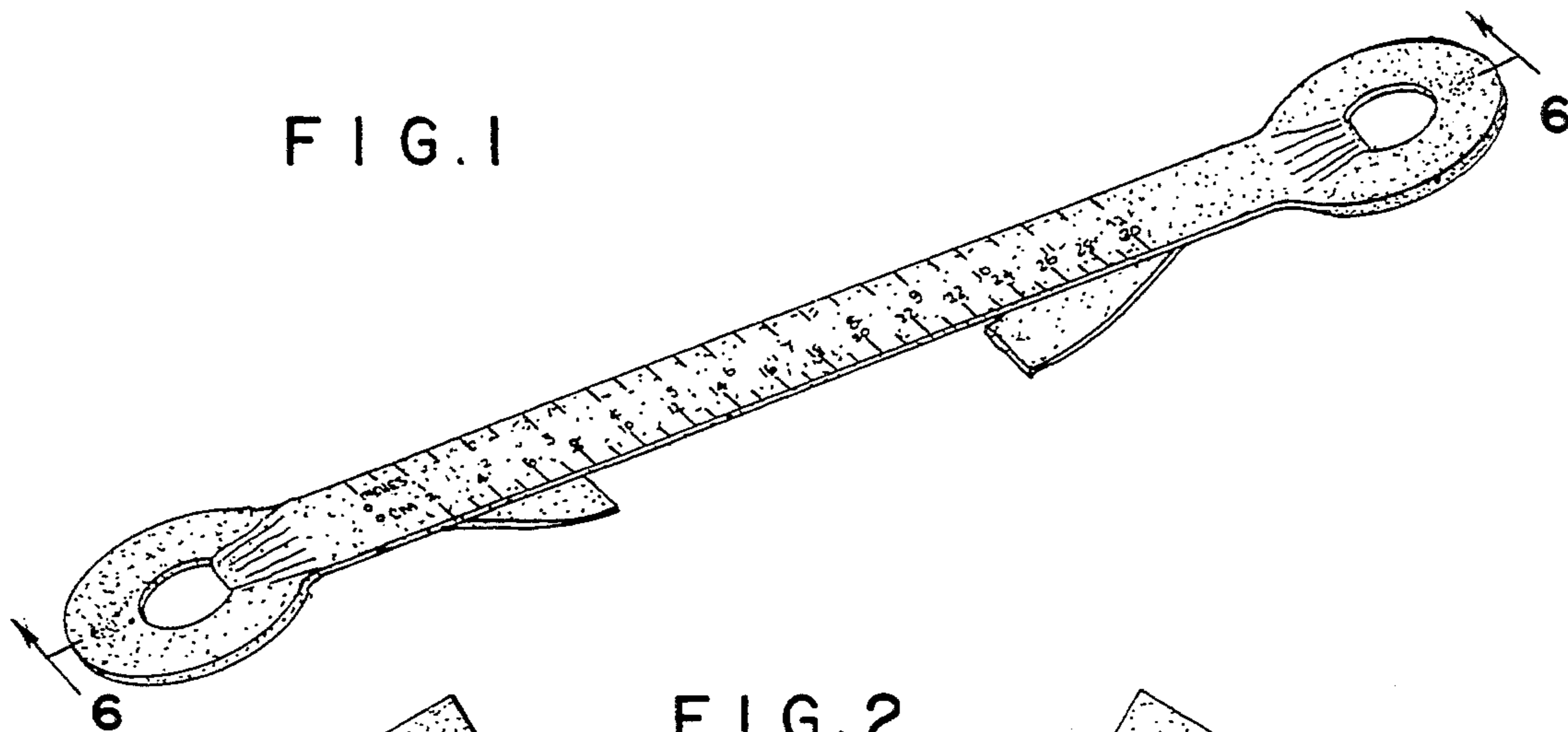


FIG. 2

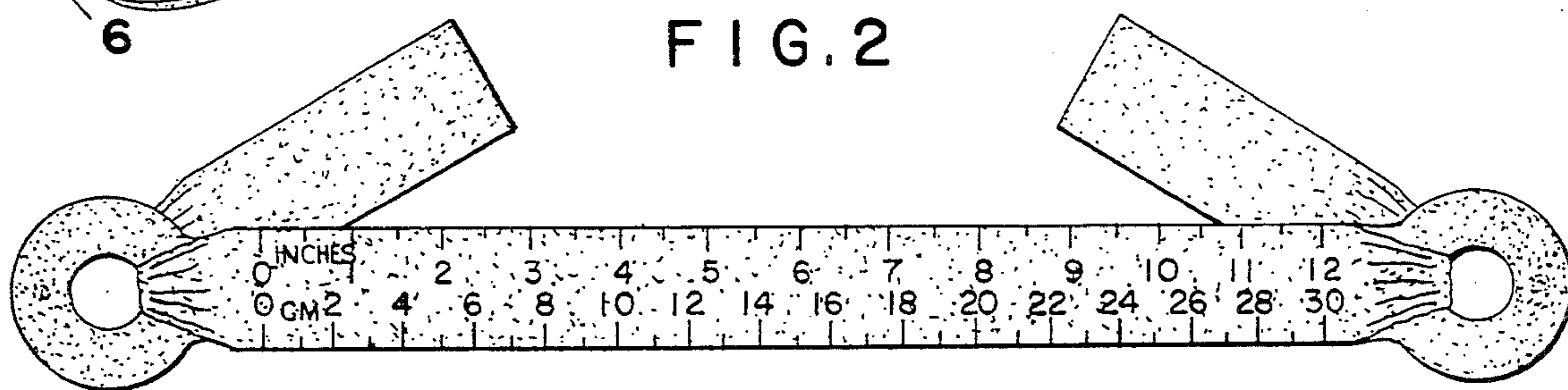


FIG. 3

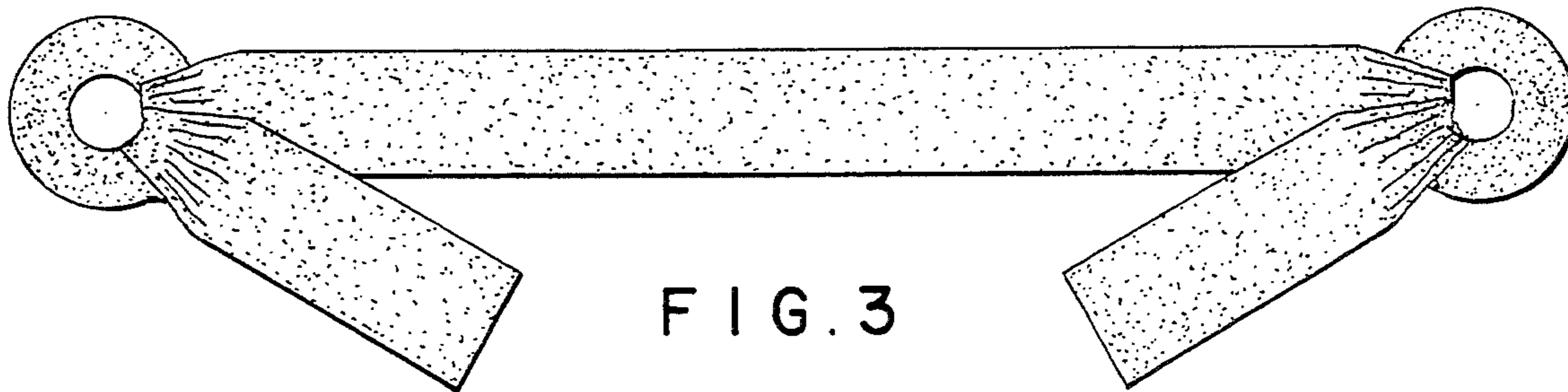


FIG. 4

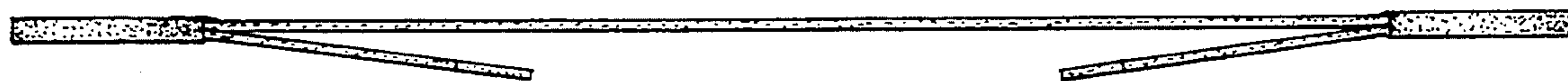


FIG. 6



FIG. 5

