



US00D359664S

United States Patent [19]
Alley

[11] **Patent Number: Des. 359,664**
[45] **Date of Patent: ** Jun. 27, 1995**

[54] **KITCHEN SINK CUTTING BOARD**

[76] **Inventor: Joseph S. Alley, 1305 Shadyside Dr., Raleigh, N.C. 27612**

[**] **Term: 14 Years**

[21] **Appl. No.: 222**

[22] **Filed: Oct. 7, 1992**

[52] **U.S. Cl. D7/698**

[58] **Field of Search D7/698; 269/54.5, 289 R, 269/289, 302.1, 291, 303, 315, 900**

[56] **References Cited**

U.S. PATENT DOCUMENTS

D. 264,419	5/1982	Dorman et al.	D7/698
1,233,184	7/1917	Chadwick	D7/698 X
4,989,846	2/1991	Quinn	D7/698 X

OTHER PUBLICATIONS

Schöner Wohnen; Jan. 1985; p. 51; Cutting board top of page.

Primary Examiner—Alan P. Douglas
Assistant Examiner—Caron D. Veynar

[57] **CLAIM**

The ornamental design for a kitchen sink cutting board, as shown and described.

DESCRIPTION

FIG. 1 is a front elevational view of the kitchen sink cutting board showing my new design; FIG. 2 is a rear elevational view thereof; FIG. 3 is a left side elevational view thereof; FIG. 4 is a right side elevational view thereof; FIG. 5 is a top plan view thereof; and, FIG. 6 is a bottom plan view thereof; and, FIG. 7 is an isometric view thereof.




FIG. 1




FIG. 2

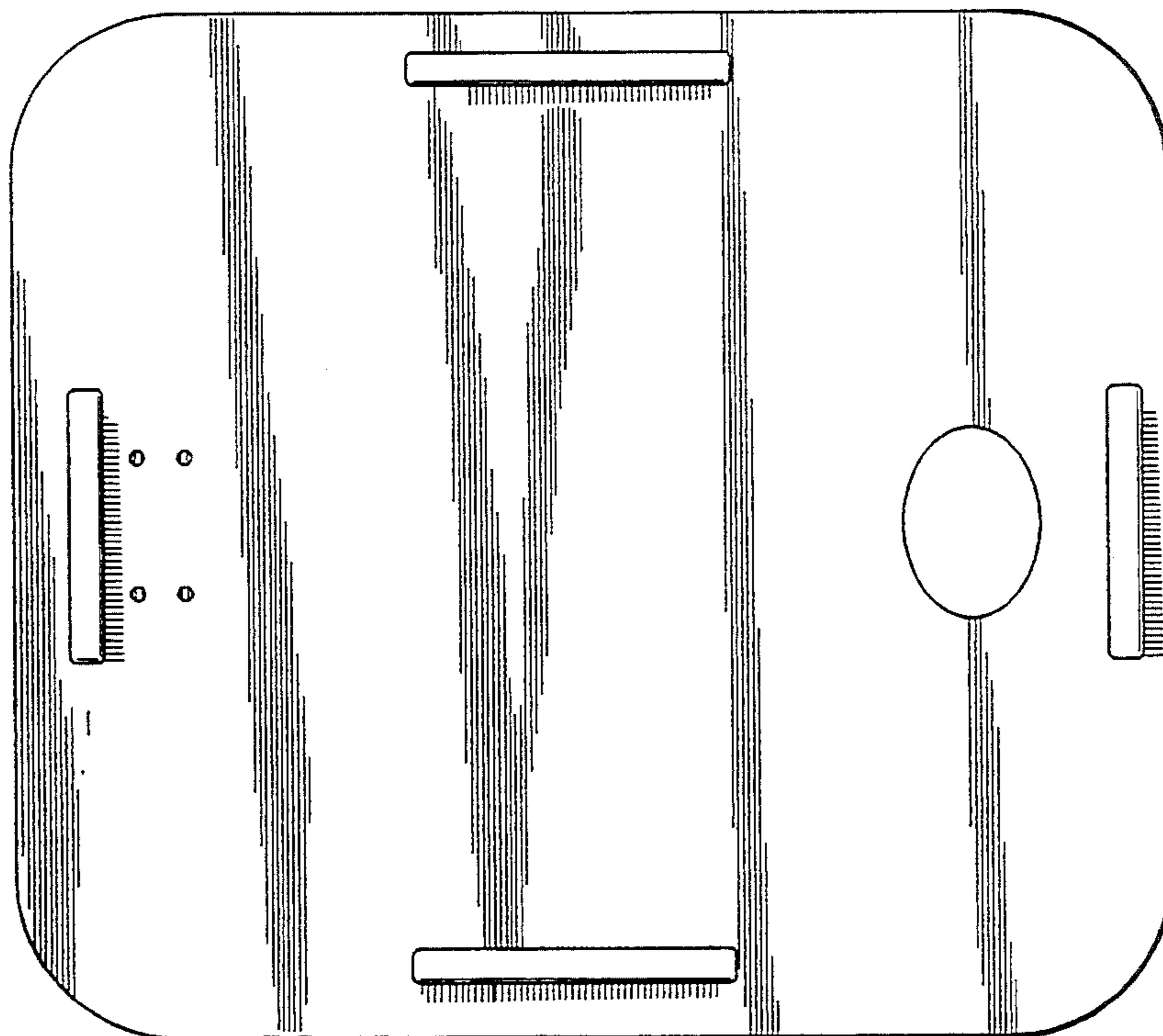


FIG. 3




FIG. 4




FIG. 5



FIG. 6




FIG. 7

