



US00D359655S

# United States Patent [19]

[11] Patent Number: **Des. 359,655**

Hurst et al.

[45] Date of Patent: **\*\* Jun. 27, 1995**

[54] **DRINK CONTAINER**

[75] Inventors: **Dwayne S. Hurst, Tampa; Charles B. Williams, Odessa, both of Fla.**

[73] Assignee: **Palomino Sports, Inc., Odessa, Fla.**

[\*\*] Term: **14 Years**

[21] Appl. No.: **18,527**

[22] Filed: **Feb. 9, 1994**

[52] U.S. Cl. .... **D7/515; D7/514; D9/307**

[58] Field of Search ..... **D7/536, 514, 515, 509, D7/510, 511, 517, 559, 533, 563, 564, 613, 623, 539; D9/572, 573, 307, 309; D24/198, 197; D27/120, 118; D19/82**

[56] **References Cited**

### U.S. PATENT DOCUMENTS

- D. 37,297 1/1905 Maddock ..... D7/515 X
- D. 212,818 11/1968 Flaherty ..... D7/511
- D. 228,328 9/1973 Schley ..... D7/511 X
- D. 231,301 4/1974 Krieger ..... D7/559
- D. 239,588 4/1976 Krieger ..... D7/515
- D. 242,971 1/1977 Schlichter ..... D7/515
- D. 249,438 9/1978 Meier et al. .... D7/511
- D. 288,362 2/1987 Simmons ..... D24/198
- D. 292,463 10/1987 Petrsek ..... D7/515

- D. 310,137 8/1990 Mays ..... D9/307 X
- D. 319,008 8/1991 Leon ..... D9/307
- D. 325,973 5/1992 Chen et al. .... D24/197
- D. 332,741 1/1993 Turner ..... D9/307
- D. 340,078 10/1993 Turner ..... D7/515 X
- D. 340,771 10/1993 Levy et al. .... D24/197
- D. 352,639 11/1994 Rigsby ..... D7/514 X
- 4,164,284 8/1979 Witt et al. .... D9/307 X

### OTHER PUBLICATIONS

Football's A Man Sized Mug Family Weekly Dec. 29, 1974 Magazine Section from Star-News p. D bottom left.

*Primary Examiner*—Alan P. Douglas

*Assistant Examiner*—M. N. Pandozzi

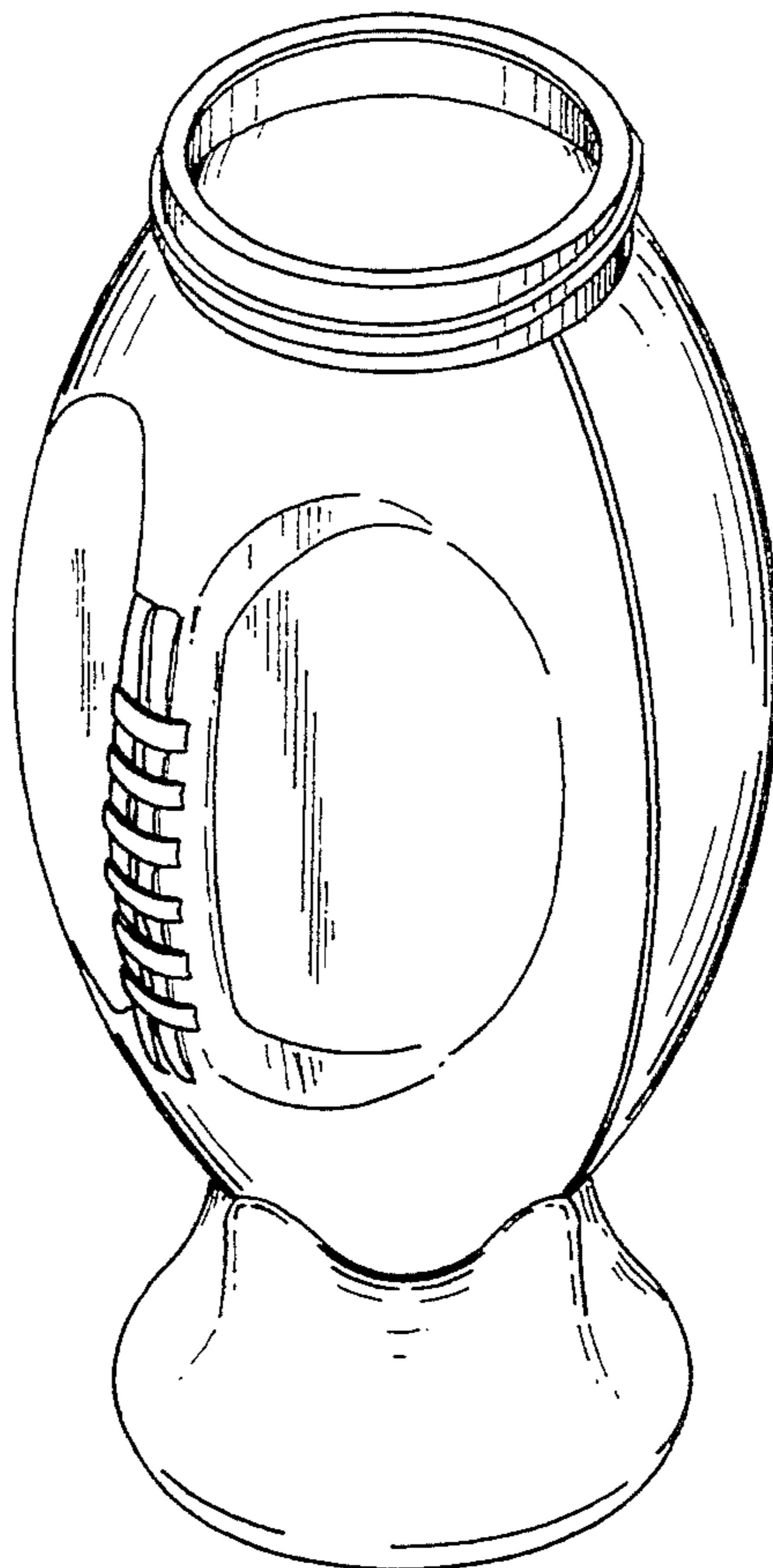
*Attorney, Agent, or Firm*—Pettis & McDonald

### [57] CLAIM

The ornamental design for a drink container, as shown.

### DESCRIPTION

FIG. 1 is an upper rear perspective view of the drink container of this invention;  
 FIG. 2 is a rear elevational view thereof;  
 FIG. 3 is a front elevational view thereof;  
 FIG. 4 is a left elevational view thereof;  
 FIG. 5 is a right elevational view thereof;  
 FIG. 6 is a top plan view thereof; and,  
 FIG. 7 is a bottom plan view thereof.



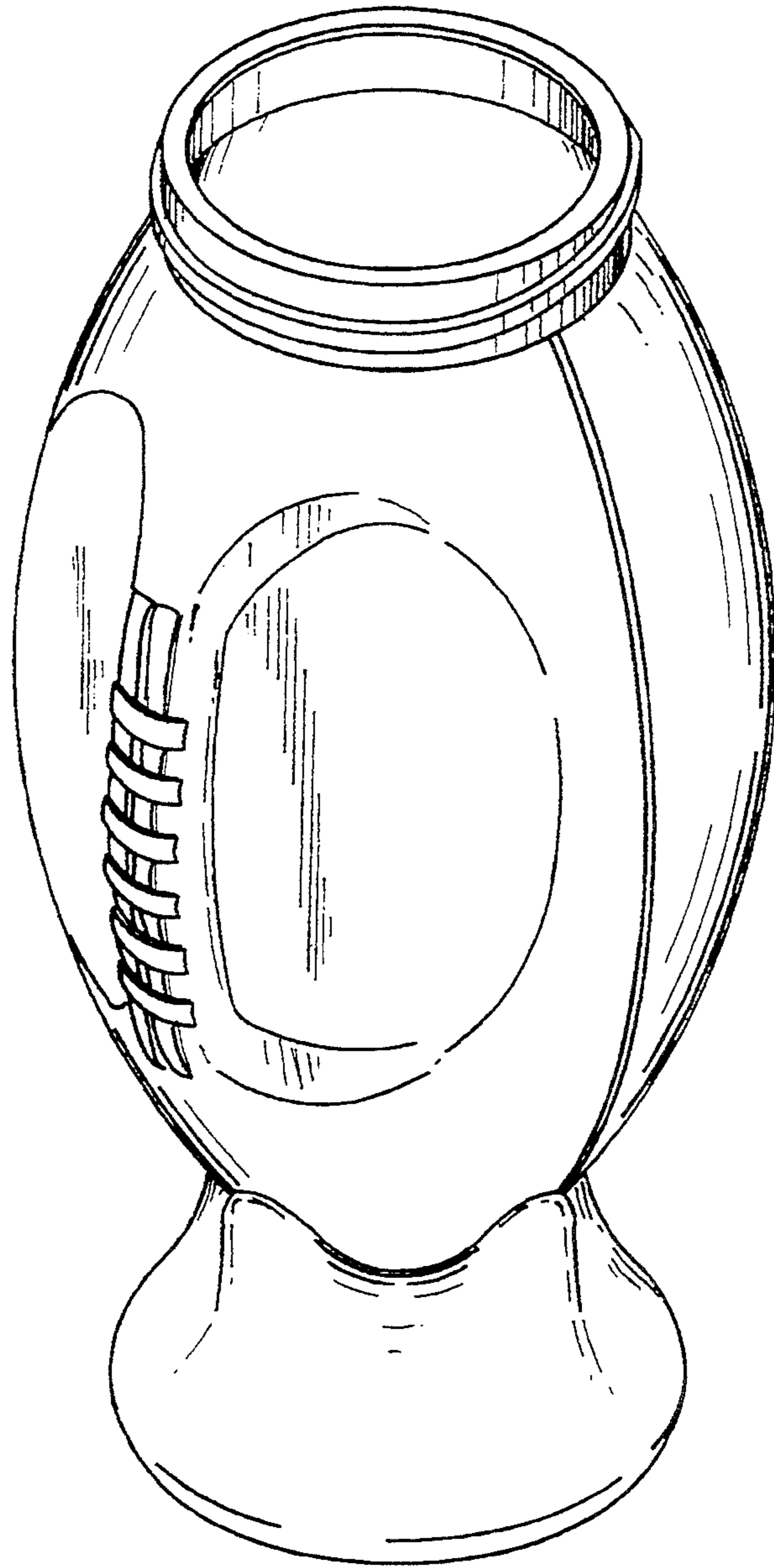


Fig. 1

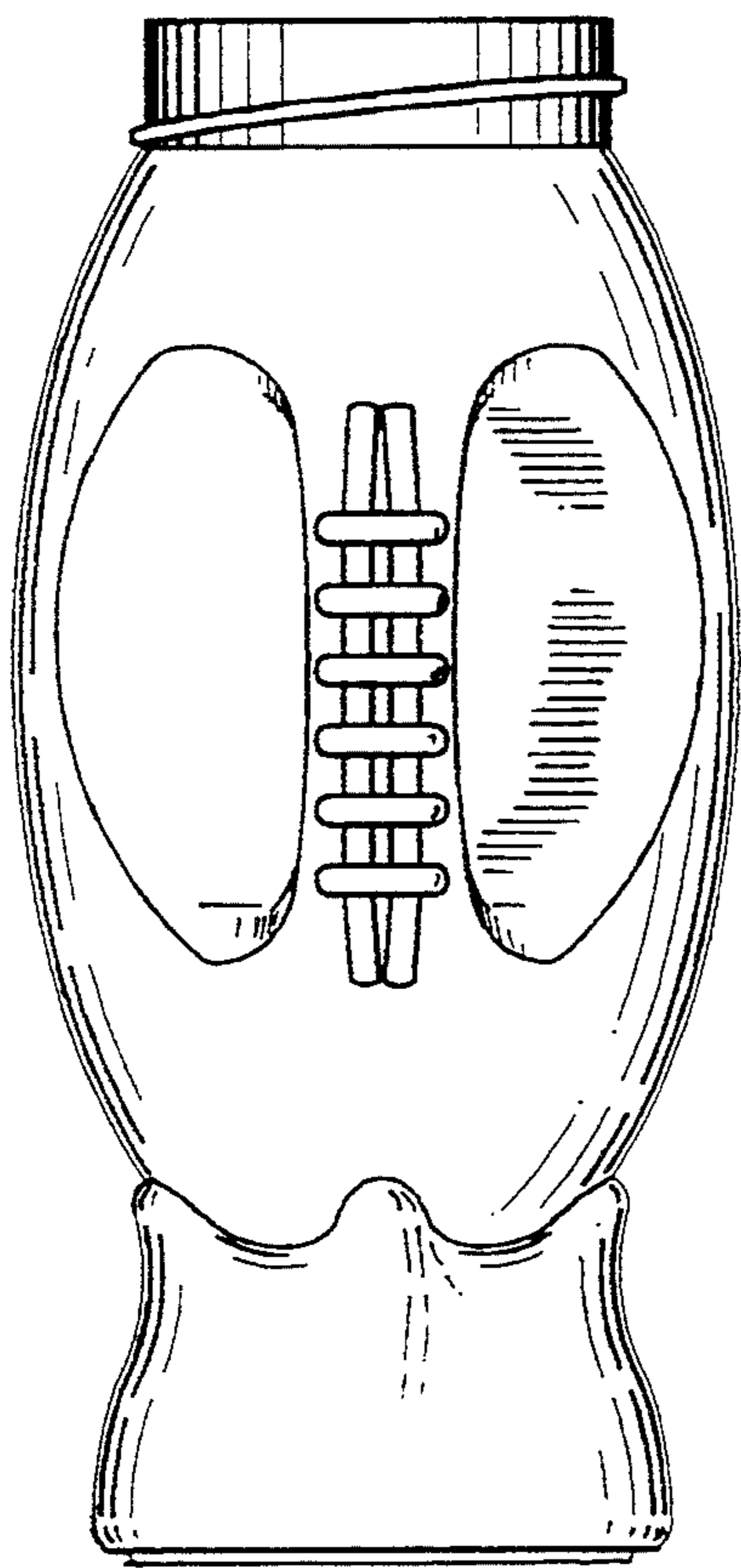


Fig. 2

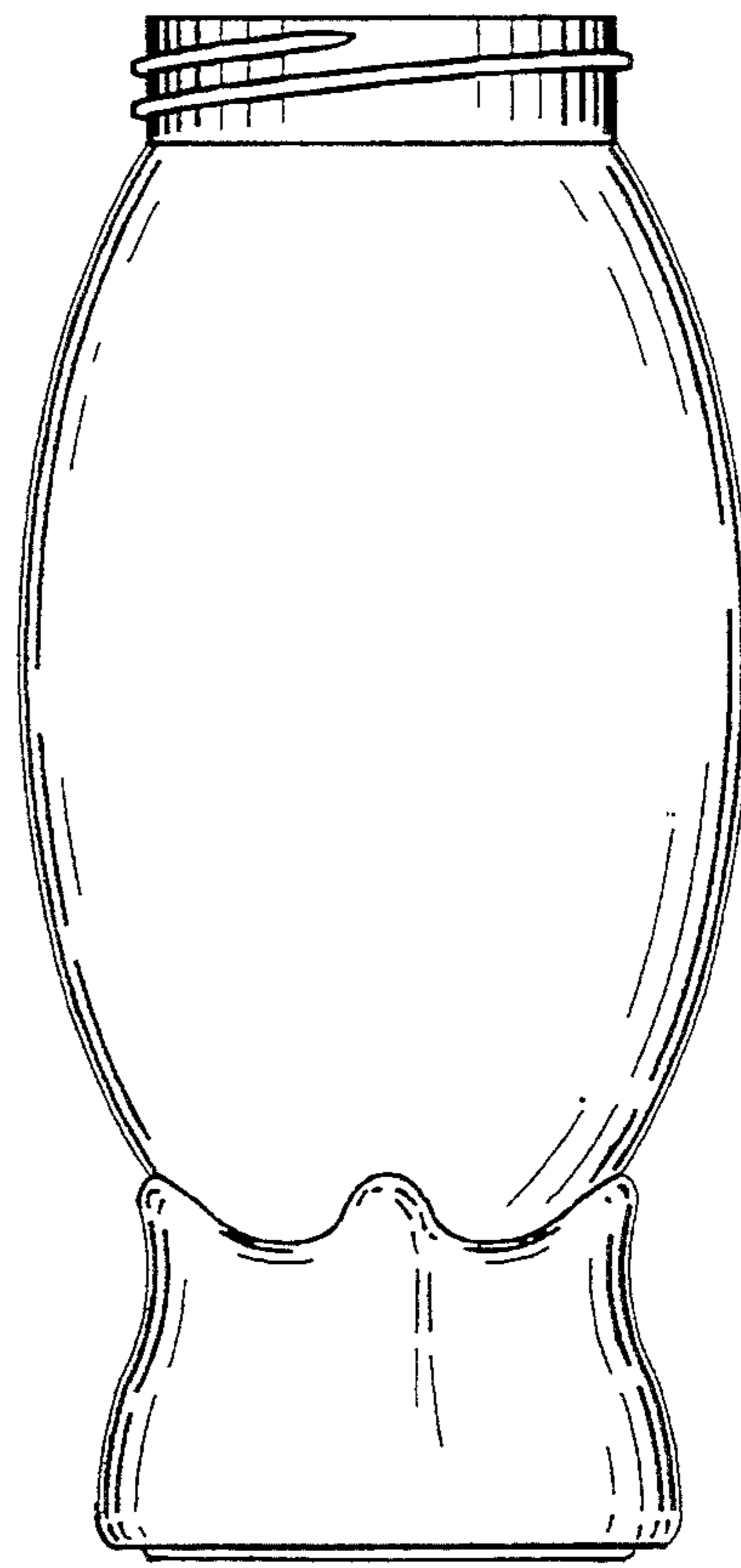


Fig. 3

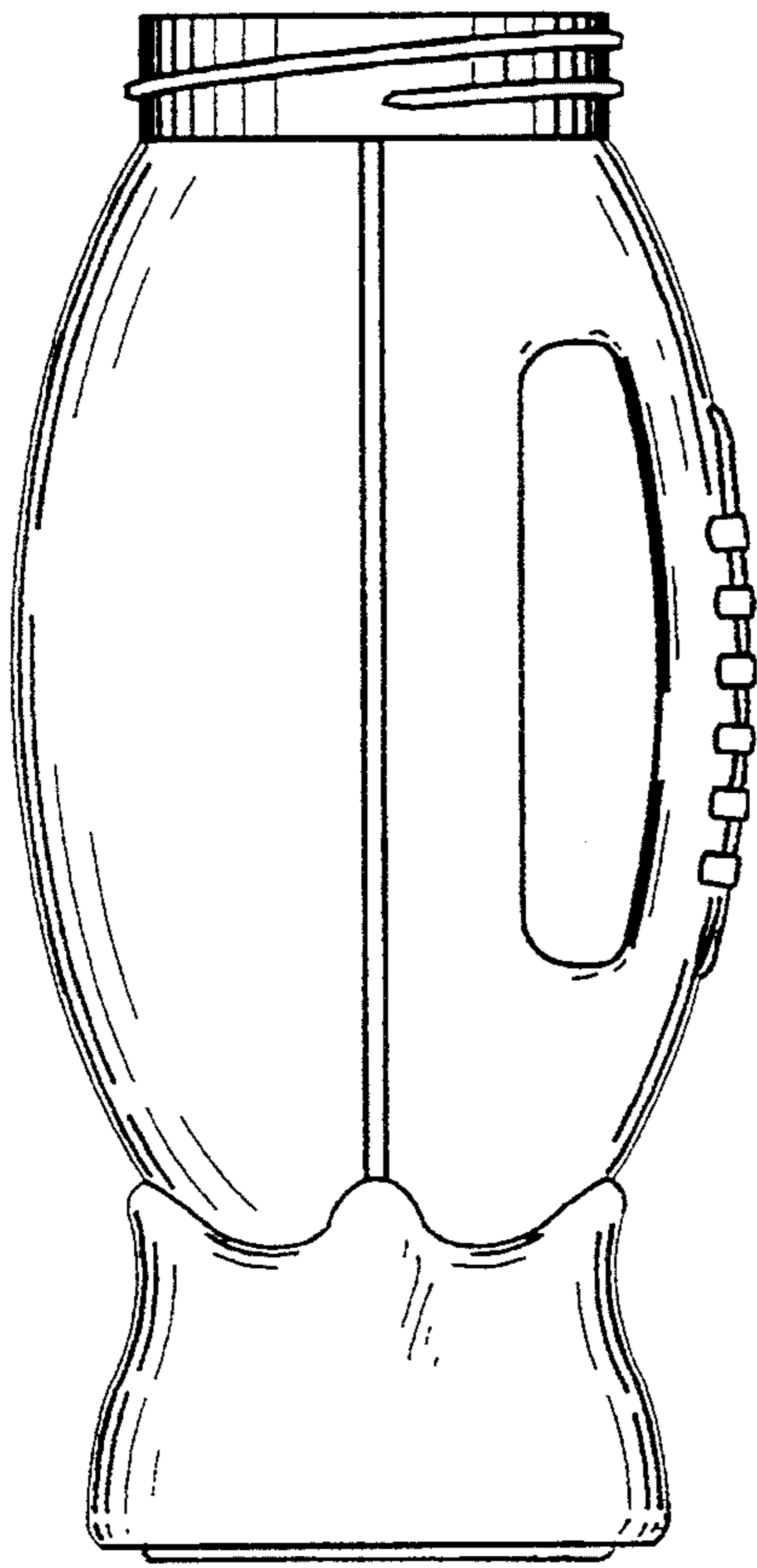


Fig. 4

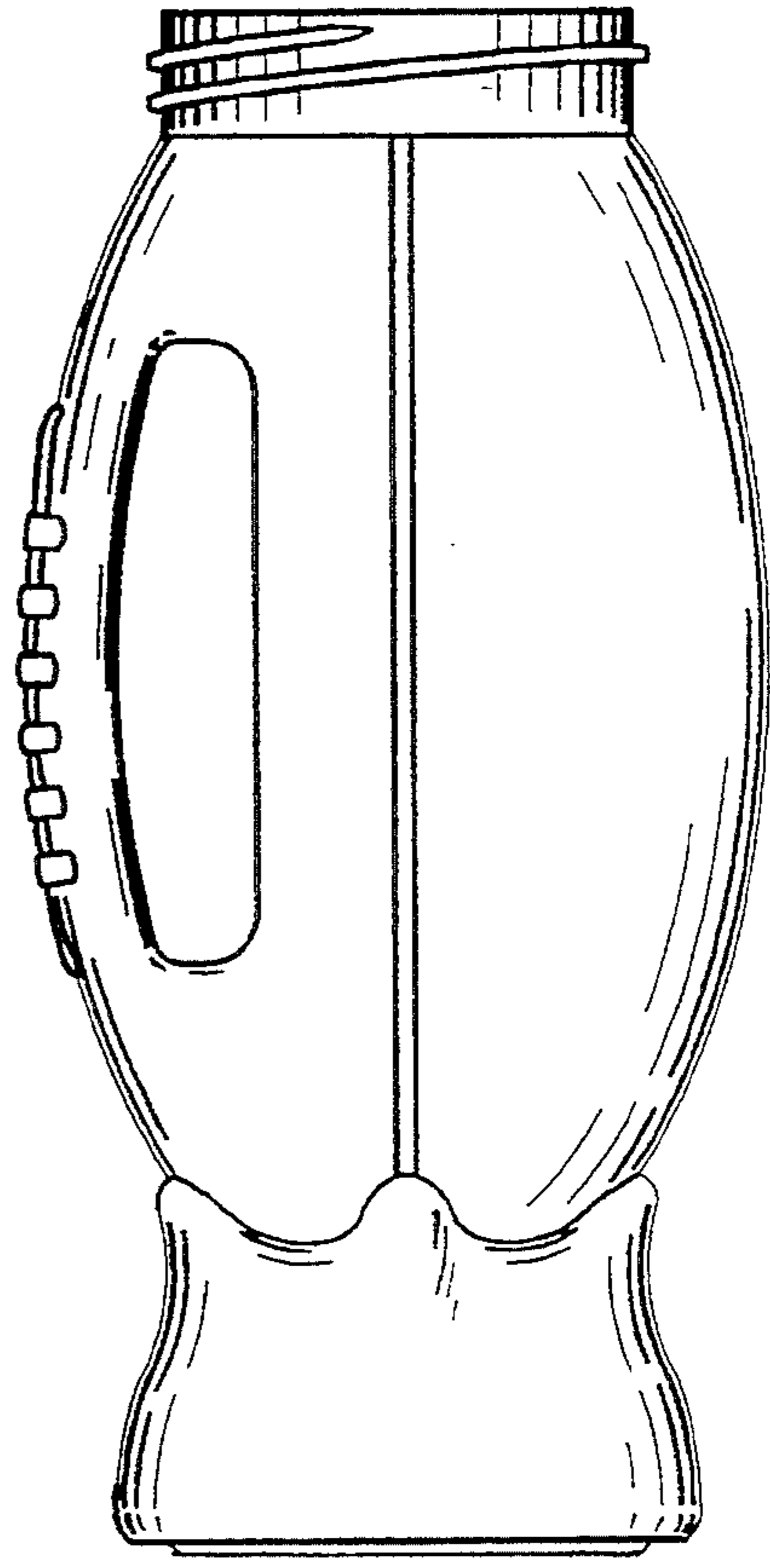


Fig. 5




Fig. 6




Fig. 7