



US00D359649S

United States Patent [19]

[11] Patent Number: **Des. 359,649**

Salkeld et al.

[45] Date of Patent: **** Jun. 27, 1995**

[54] **WATER COOLER**

D. 313,330 1/1991 Brusa D7/307
D. 313,331 1/1991 Schroeder et al. D7/307 X
5,307,958 3/1994 Burrows 222/146.6 X

[75] Inventors: **Paul Salkeld**, Redditch; **Andrew Gibbs**, Leamington Spa; **Robert Tansley**, Stratford-upon-Avon, all of England

OTHER PUBLICATIONS

Water Cooler (Bottom Right) by Oasis EBCO Manufacturing Co.

[73] Assignee: **EBAC Limited**, United Kingdom

Primary Examiner—Alan P. Douglas
Assistant Examiner—M. N. Pandozzi
Attorney, Agent, or Firm—Ira S. Dorman

[**] Term: **14 Years**

[21] Appl. No.: **12,163**

[57] **CLAIM**

[22] Filed: **Aug. 25, 1993**

The ornamental design for the water cooler, as shown and described.

[30] **Foreign Application Priority Data**

DESCRIPTION

Mar. 2, 1993 [GB] United Kingdom 2029537

[52] U.S. Cl. **D7/307; D7/306**

[58] Field of Search D7/300, 305, 306, 307, D7/308, 311, 312, 313, 608, 304; 222/481.5, 468, 105, 146.6, 181; D32/5

FIG. 1 is a side elevational view of the water cooler embodying our design, (the opposite side view is a mirror image);

FIG. 2 is a front elevational view of the water cooler as shown in FIG. 1;

FIG. 3 is a top plan view of the water cooler as shown in FIG. 1;

FIG. 4 is a rear elevational view of the water cooler as shown in FIG. 1;


FIG. 5 is a bottom plan view of the water cooler as shown in FIG. 1; and,

FIG. 6 is a perspective view of the water cooler as shown in FIG. 1.

[56] **References Cited**

U.S. PATENT DOCUMENTS

D. 172,386 6/1954 Geldhof D32/5
D. 223,648 5/1972 Hartley D7/307
D. 256,124 7/1980 Adamson et al. D7/306
D. 271,462 11/1983 Lents D7/305
D. 271,463 11/1983 Lents D7/307 X
D. 308,794 5/1970 Larson D7/306 X
D. 310,612 9/1990 Desrosiers D7/307



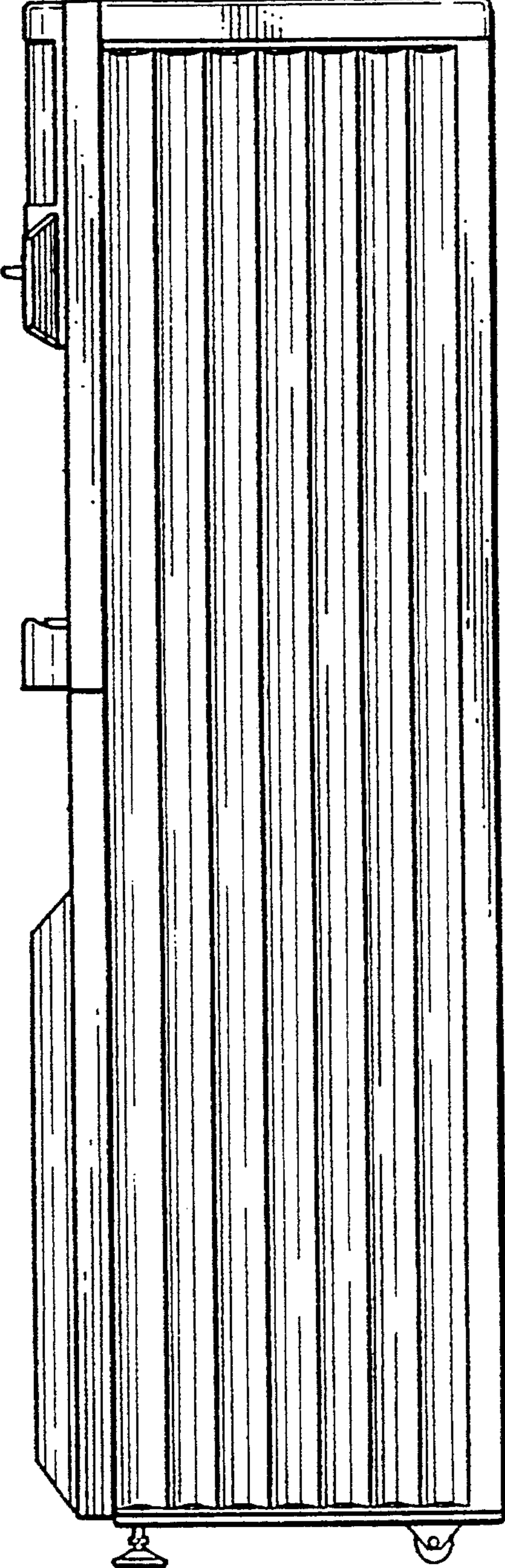


FIG 1

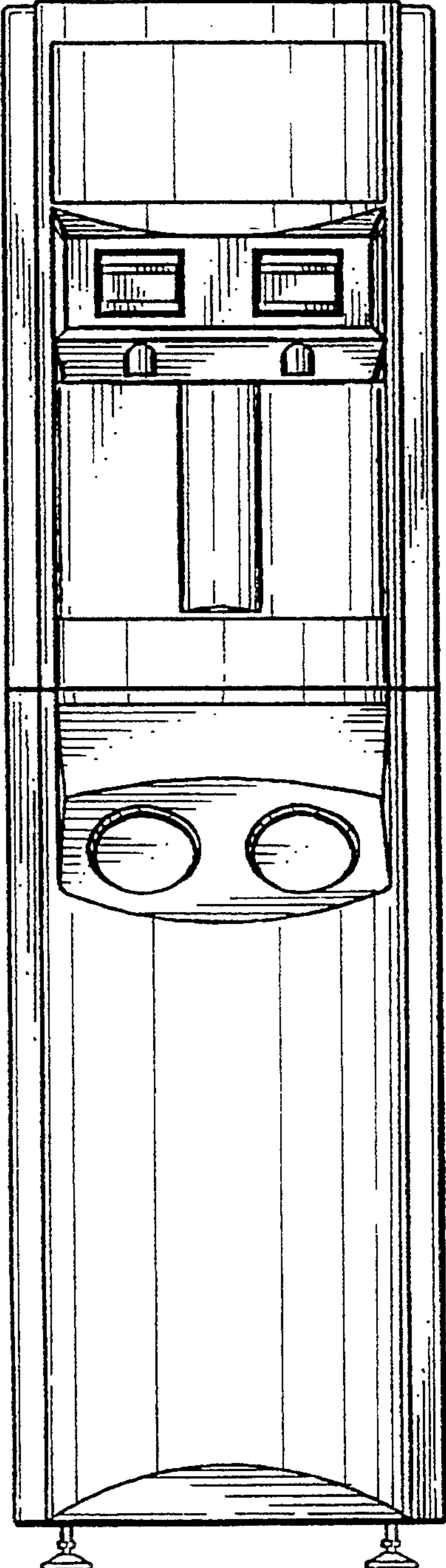


FIG 2

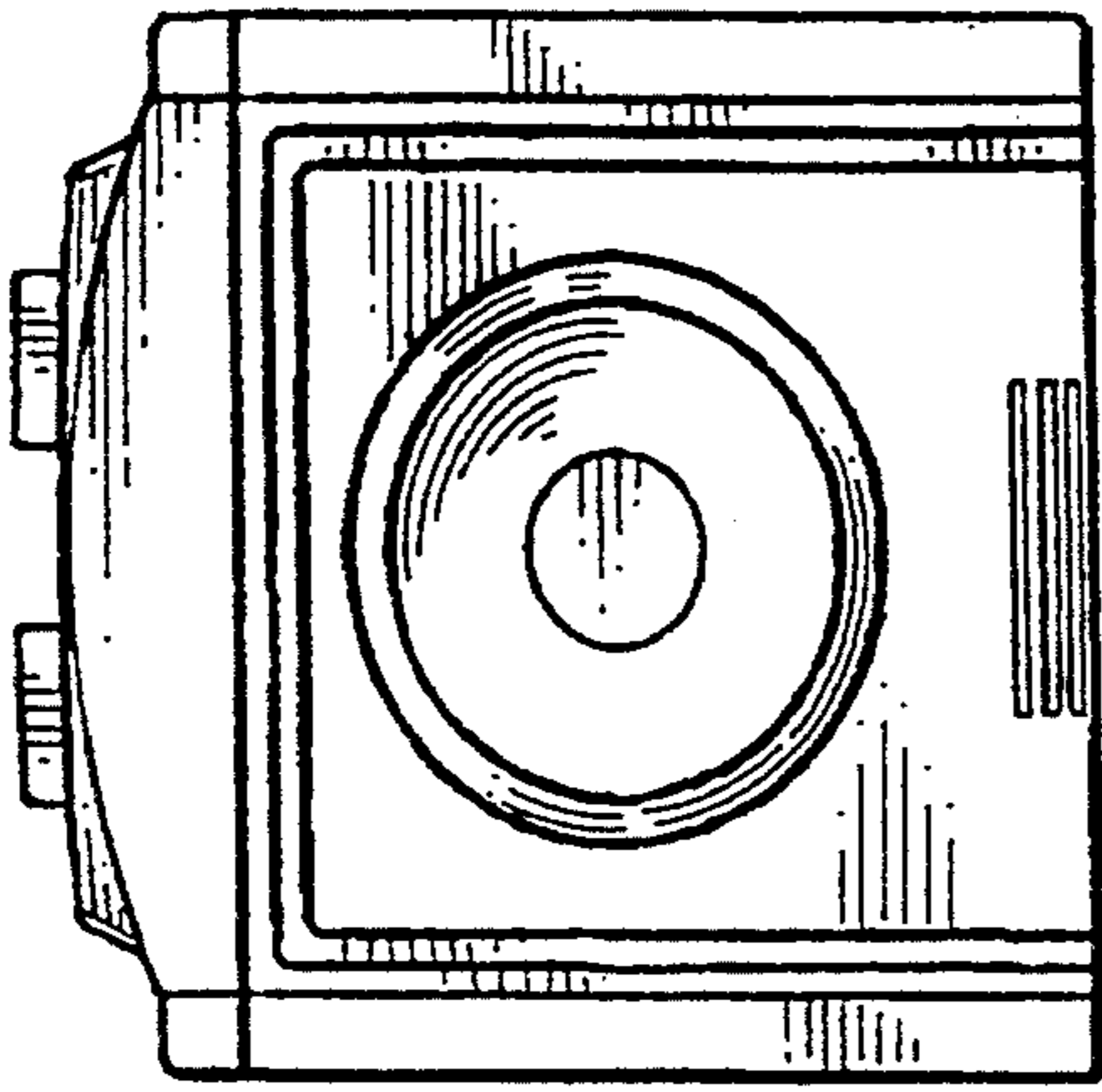


FIG 3


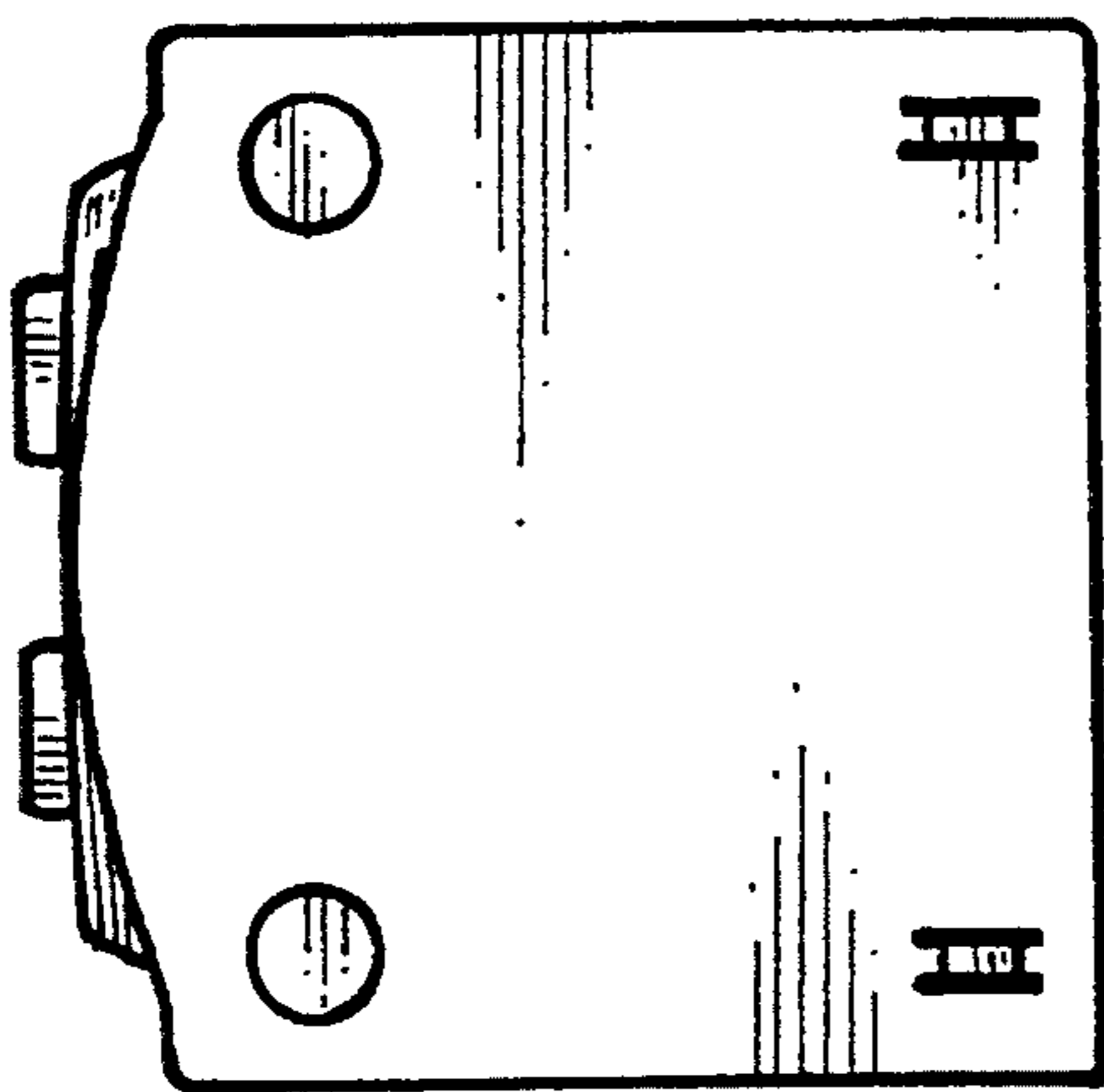


FIG 4

FIG 5






FIG 6