



US00D359630S

# United States Patent [19]

[11] Patent Number: **Des. 359,630**

Fischer et al.

[45] Date of Patent: **\*\* Jun. 27, 1995**

[54] **FRAME FOR PHONOGRAPH RECORD JACKET**

[56] **References Cited**

### U.S. PATENT DOCUMENTS

[75] Inventors: **Paul H. Fischer**, 1242 Old Concord Rd., Monroeville, Pa. 15146; **Craig M. Janik**, Palo Alto, Calif.; **Mark E. Beard**, Doylestown, Pa.

D. 202,453 9/1965 Engel ..... D6/407  
D. 213,407 2/1969 Levy ..... D6/407  
D. 304,261 10/1989 Cheung ..... D6/407  
4,511,194 4/1985 Park et al. .... D6/407 X

[73] Assignee: **Paul H. Fischer**, Monroeville, Pa.

*Primary Examiner*—Alan P. Douglas  
*Assistant Examiner*—S. Snapp  
*Attorney, Agent, or Firm*—John C. Thompson

[\*\*] Term: **14 Years**

[57] **CLAIM**

The ornamental design for a frame for phonograph record jacket, as shown.

[21] Appl. No.: **25,849**

### DESCRIPTION

[22] Filed: **Jul. 13, 1994**

FIG. 1 is a front elevational view of a frame for phonograph record jacket showing our new design;  
FIG. 2 is a top plan view thereof;  
FIG. 3 is a right side elevational view thereof;  
FIG. 4 is a bottom plan view thereof;  
FIG. 5 is a left side elevational view thereof; and,  
FIG. 6 is a rear elevational view thereof.

[52] U.S. Cl. .... **D6/407**

[58] Field of Search ..... D6/396, 405, 407, 626, D6/629, 630, 462, 466, 467, 468, 477, 478, 479; D14/120, 121; D19/8, 27, 75, 76, 91; 206/387; 211/40, 41, 42

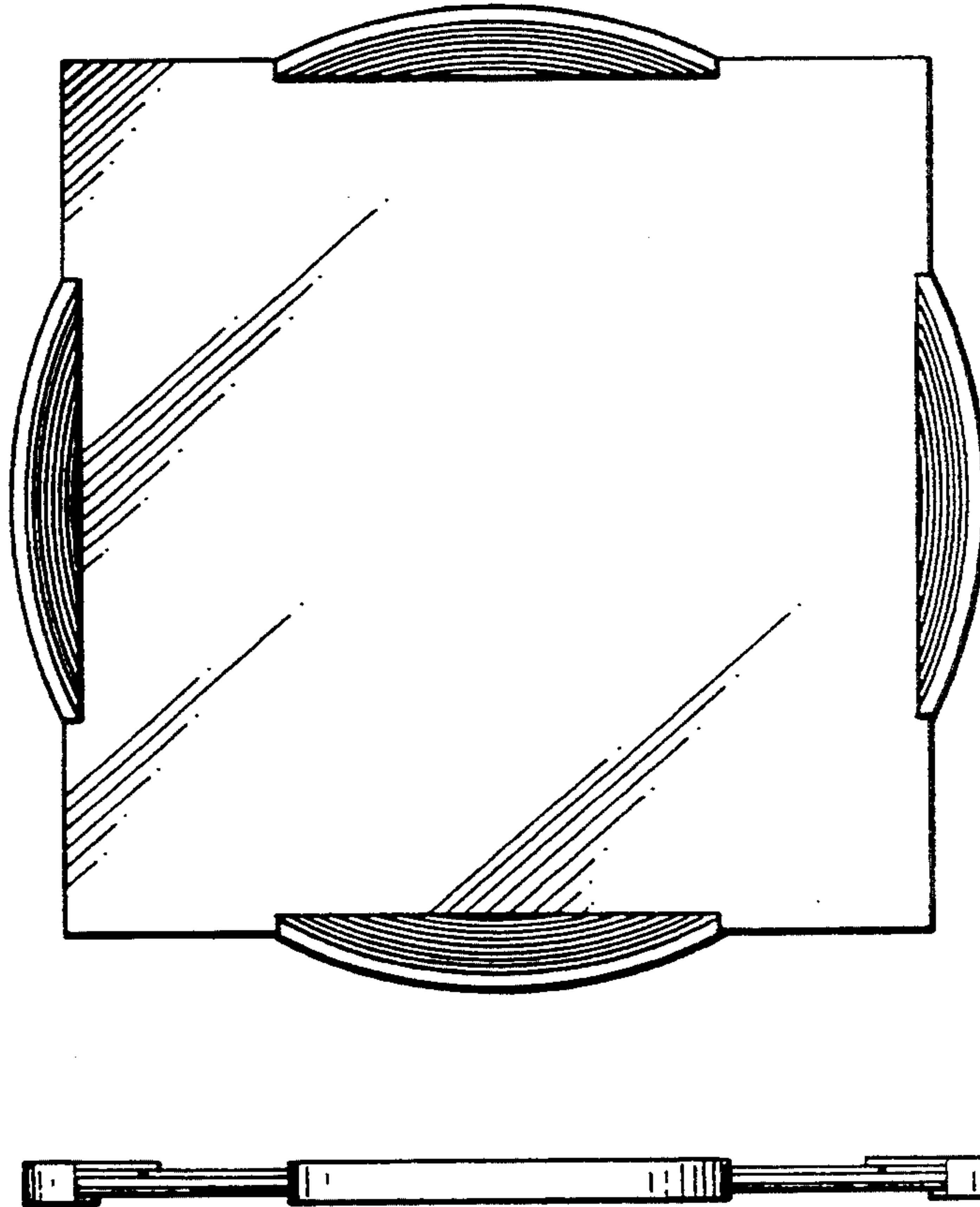


FIG. 1

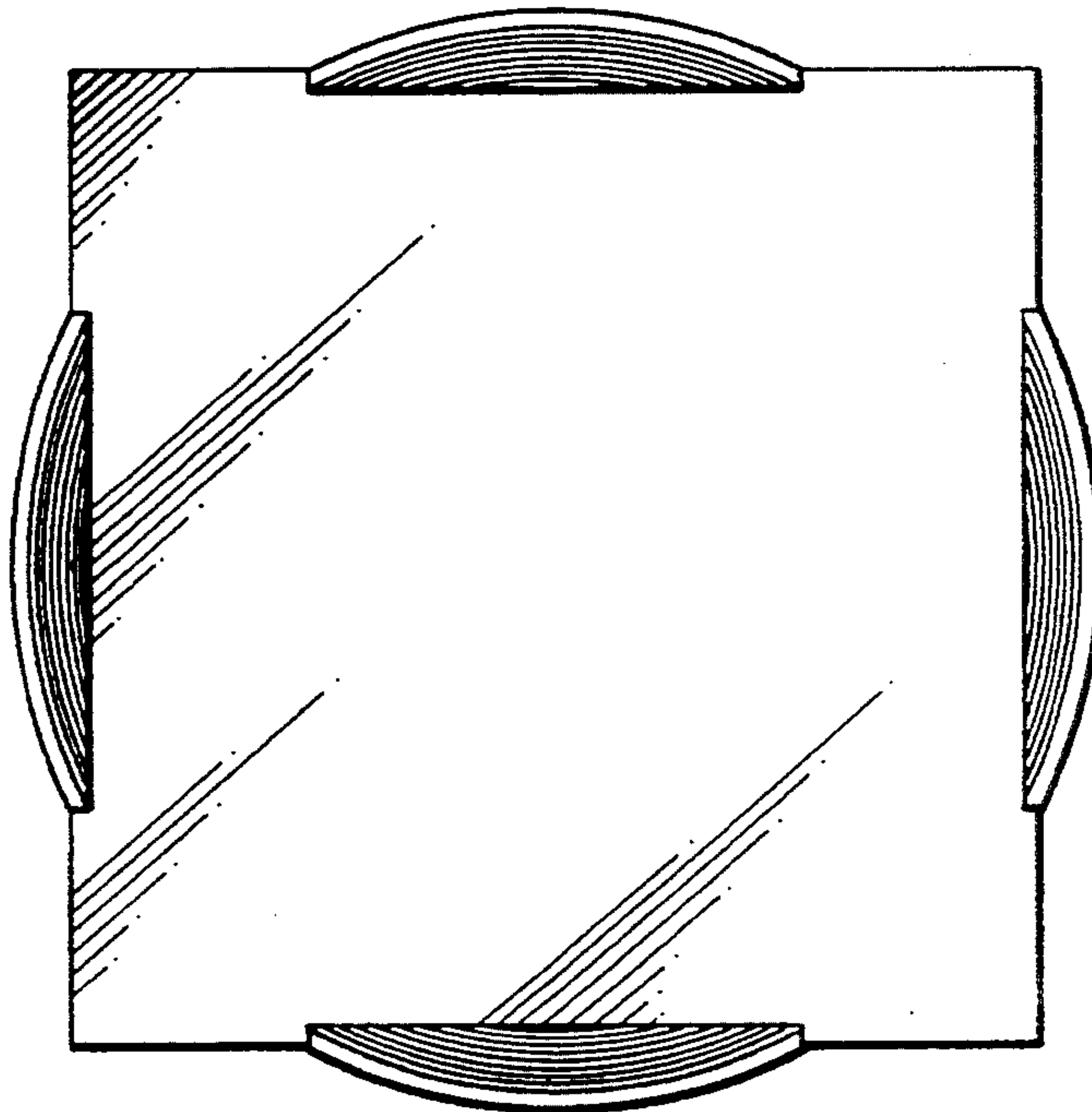


FIG. 2




FIG. 3



FIG. 6

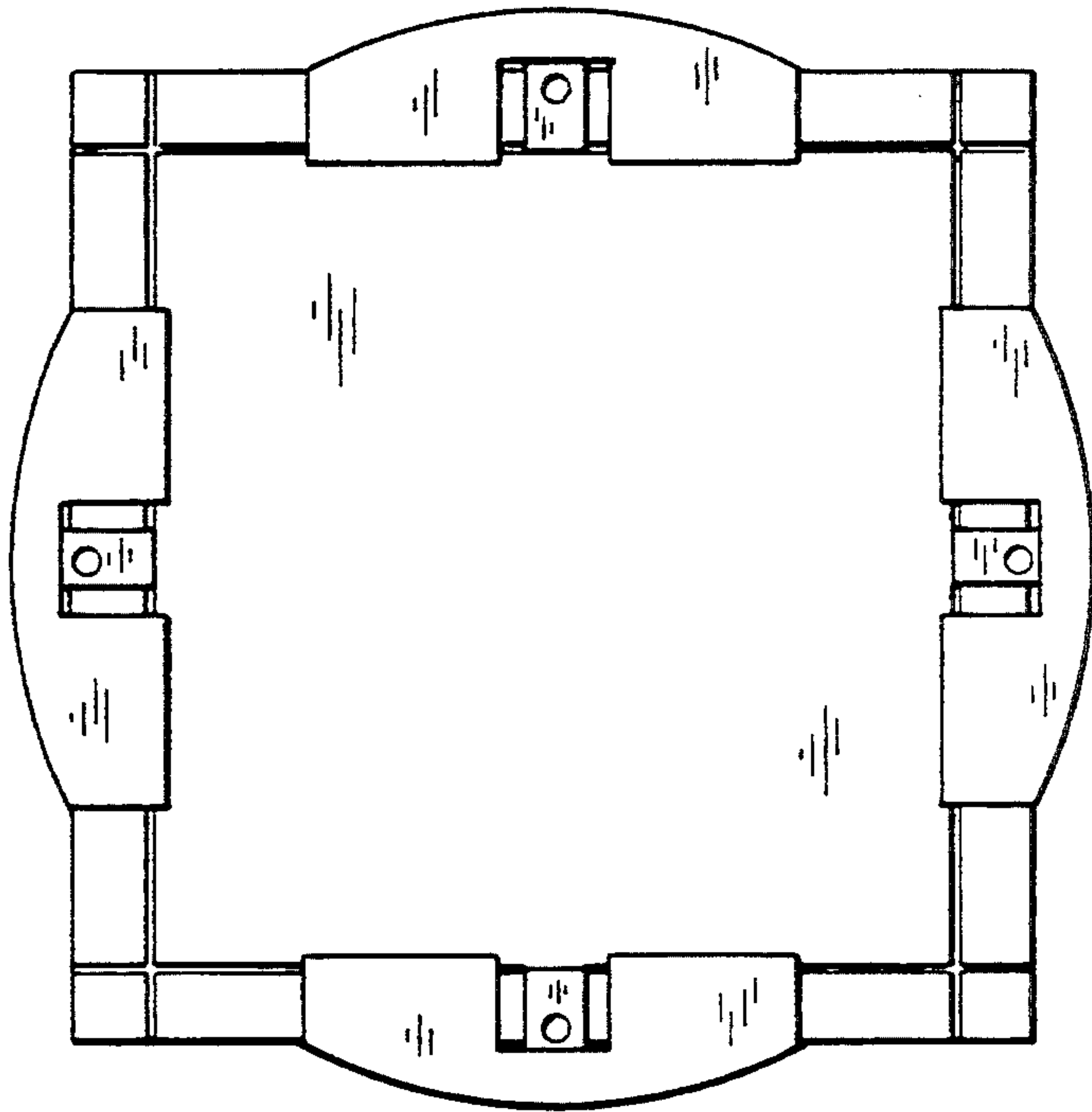


FIG. 5



FIG. 4

