



US00D359617S

United States Patent [19]

[11] Patent Number: **Des. 359,617**

Schmid et al.

[45] Date of Patent: **** Jun. 27, 1995**

[54] **DART CARRYING CASE**

[75] Inventors: **Andrew Schmid**, Harrington Park;
William F. Allured, Secaucus, both of

[73] Assignee: **Great Lakes Darts Distributors, Inc.**,
Muskego, Wis.

[**] Term: **14 Years**

[21] Appl. No.: **26,423**

[22] Filed: **Jul. 27, 1994**

[52] U.S. Cl. **D3/221**

[58] Field of Search **D3/221, 225, 254, 273,**
D3/904, 905, 201, 274, 293, 294, 259, 262;
D9/341, 415, 418, 414, 424; 206/315.1, 315.11,
379; 224/916, 252, 241, 269

[56] **References Cited**

U.S. PATENT DOCUMENTS

D. 300,183 3/1989 Minneman **D3/904 X**

D. 350,231 9/1994 Giegerich **D3/221 X**
3,960,271 6/1976 Nelson **206/315.1**
5,165,537 11/1992 Neff et al. **206/315.1**

Primary Examiner—Louis S. Zarfes

Assistant Examiner—Catherine R. Oliver

Attorney, Agent, or Firm—Stroock & Stroock & Lavan

[57] **CLAIM**

The ornamental design for a dart carrying case, as shown.

DESCRIPTION

FIG. 1 is a top plan view of a design for a dart carrying case in accordance with our new design; FIG. 2 is a front elevational view thereof; FIG. 3 is a left side elevational view thereof; FIG. 4 is a rear elevational view thereof; FIG. 5 is a bottom plan view thereof; FIG. 6 is a right side elevational view thereof; and, FIG. 7 is a perspective view of the interior of the dart carrying case disclosed in FIG. 1.




FIG. 1




FIG. 2


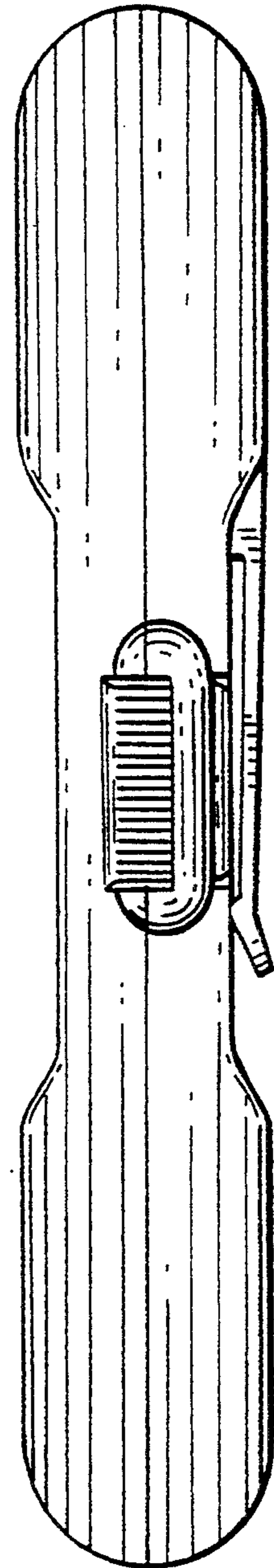


FIG. 3

FIG. 4

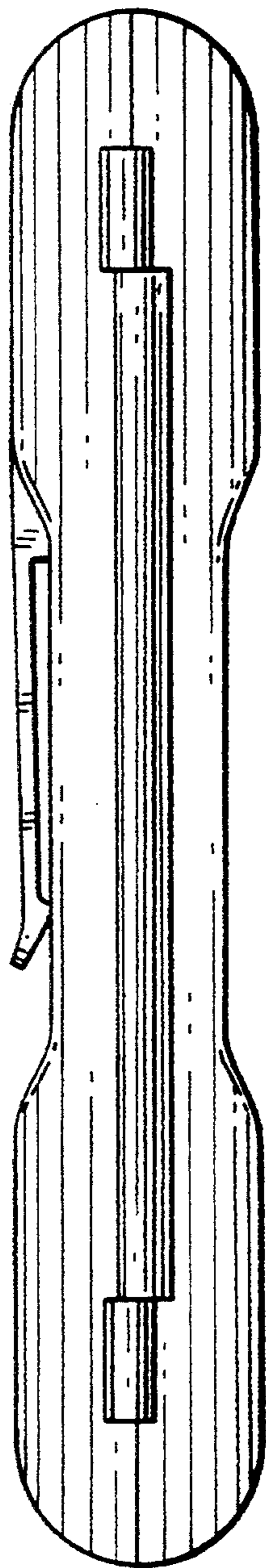


FIG. 5

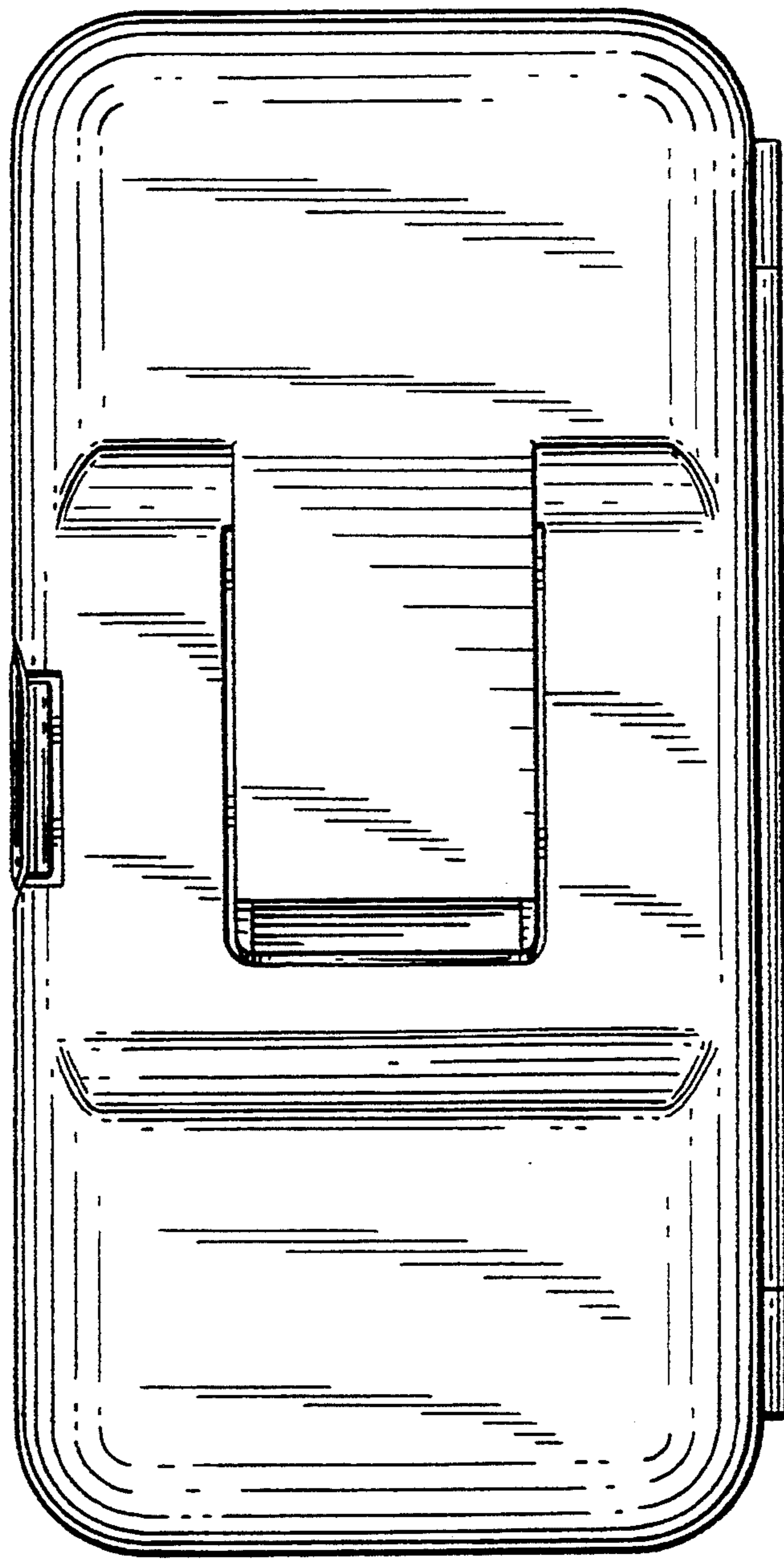



FIG. 6



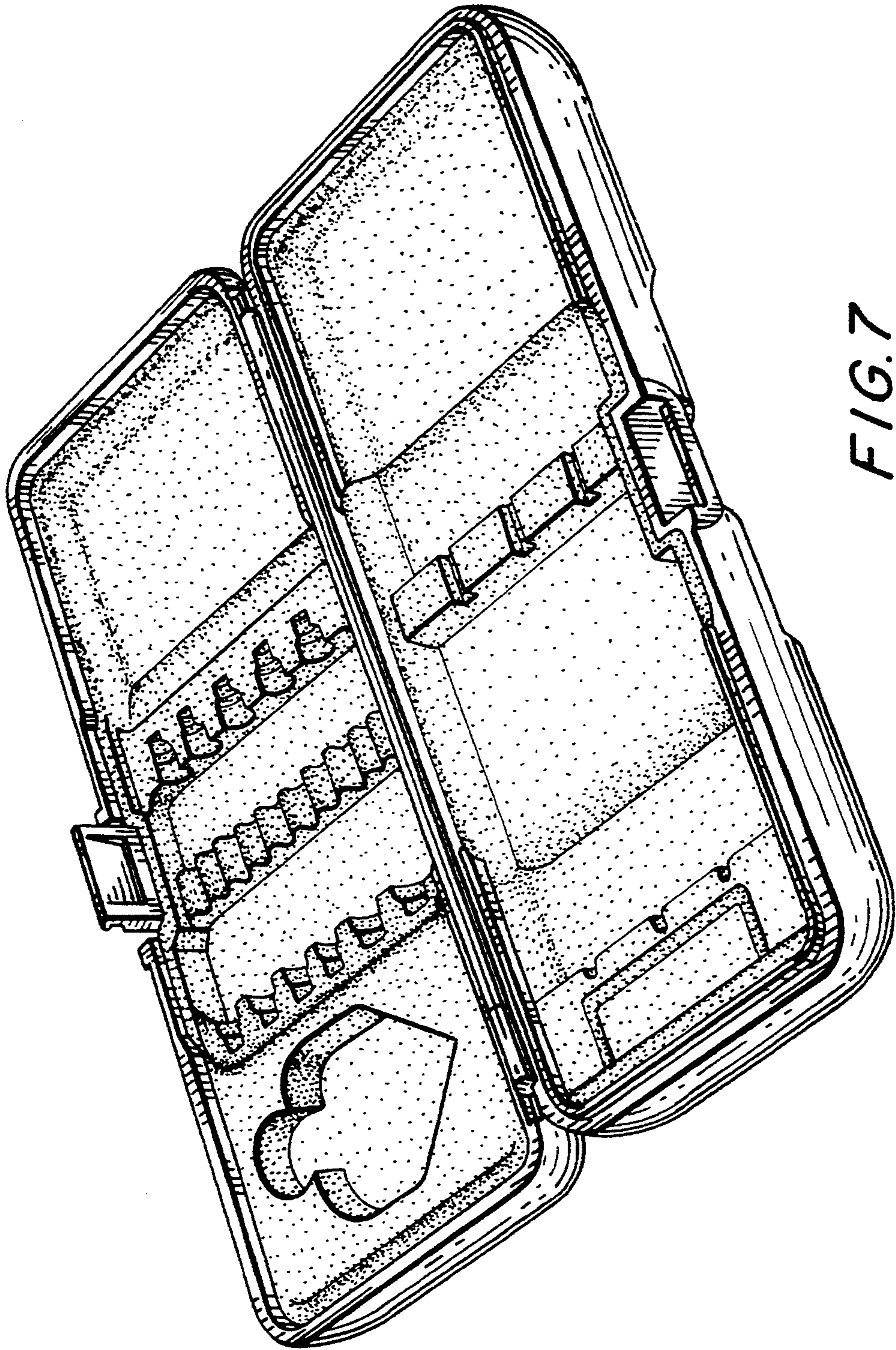


FIG. 7