



US00D359599S

# United States Patent [19]

[11] Patent Number: **Des. 359,599**

Archambault

[45] Date of Patent: **\*\* Jun. 20, 1995**

[54] **DOG LEASH**

5,080,045 1/1992 Reese et al. .... 119/770  
5,183,007 2/1993 Vincent ..... 119/857

[76] Inventor: **Richard B. Archambault**, 204 E. Erie Ave., P.O. Box 102, Folly Beach, S.C. 29439

### FOREIGN PATENT DOCUMENTS

[\*\*] Term: **14 Years**

167055 11/1950 Austria ..... 119/792  
588295 5/1925 France .  
2327726 5/1977 France ..... 119/792  
2607660 6/1988 France ..... 119/856  
4105667 9/1991 Germany ..... 119/771  
101176 3/1941 Sweden ..... 119/784  
163455 10/1933 Switzerland ..... 119/792  
1395255 5/1975 United Kingdom ..... D30/770  
2060344 8/1979 United Kingdom .

[21] Appl. No.: **8,458**

[22] Filed: **May 19, 1993**

[52] U.S. Cl. .... **D30/153**

[58] Field of Search ..... 119/771, 792, 795, 798;  
D30/151-154

*Primary Examiner*—Cathy Anne MacCormac  
*Attorney, Agent, or Firm*—Terry M. Gernstein

### [56] References Cited

#### U.S. PATENT DOCUMENTS

D. 335,763 5/1993 Jacob ..... D30/152  
D. 343,032 1/1994 Carrero ..... D30/151  
448,546 3/1891 Sagelsdorff ..... 119/856  
3,116,948 1/1964 Elsner .  
3,395,675 8/1968 Fowlkes ..... 119/784  
3,491,726 1/1970 Partin .  
3,722,478 3/1973 Smith ..... 119/784  
3,765,376 10/1973 Higgins ..... 119/856  
4,252,084 2/1981 Willow .  
4,676,198 6/1987 Murray .  
4,791,886 12/1988 Anderson ..... 119/784  
4,827,876 5/1989 Krekelberg .  
4,834,027 5/1989 Meyer .  
4,896,630 1/1990 Luce .  
4,899,694 2/1990 Belluomini .  
4,907,541 3/1990 Thompson .  
4,947,801 8/1990 Glass .  
4,958,597 9/1990 Mildner .

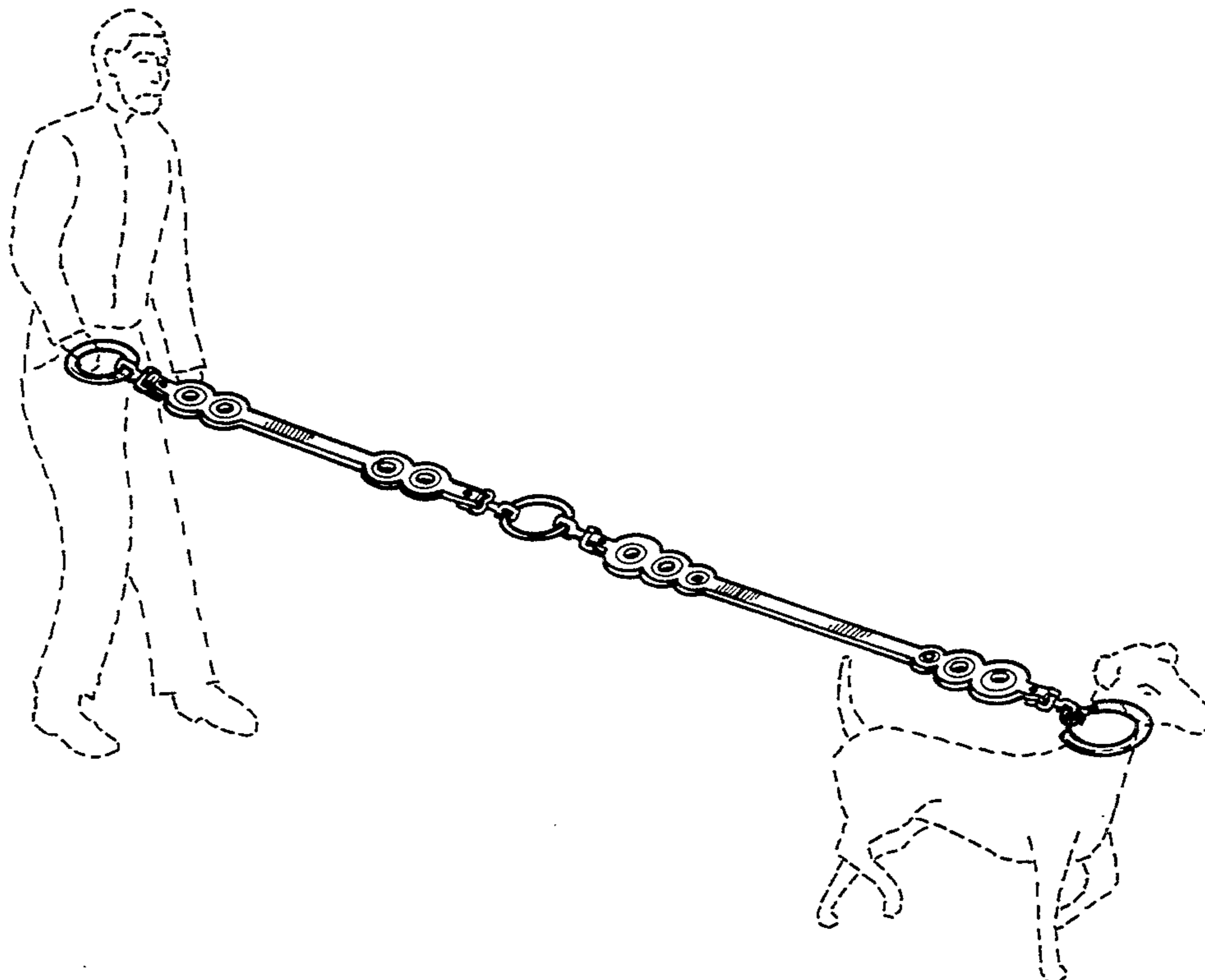
### [57] CLAIM

The ornamental design for a dog leash, as shown and described.

### DESCRIPTION

FIG. 1 is an exploded front, top and side perspective view of the dog leash showing my new design;  
FIG. 2 is a front elevational view thereof;  
FIG. 3 is a rear elevational view thereof;  
FIG. 4 is a side elevational view thereof, the side opposite being a mirror image of the side shown in FIG. 4;  
FIG. 5 is a top plan view thereof;  
FIG. 6 is an exploded bottom plan view thereof;  
FIG. 7 is a perspective of a human using the leash; and,  
FIG. 8 is a perspective view of a leash coupling a dog to a truck.

The broken lines are for illustrative purposes only and form no part of the claimed design.



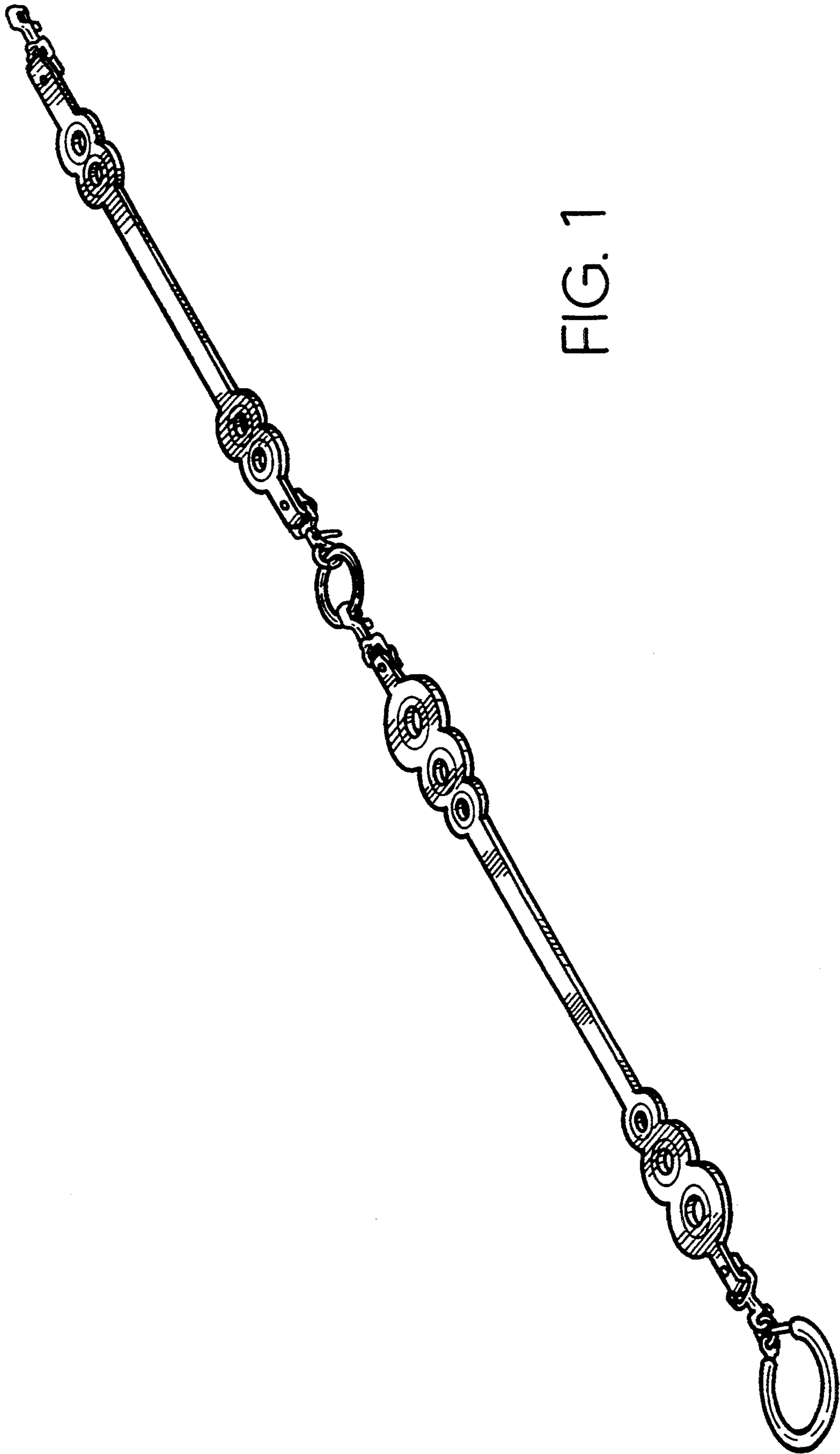


FIG. 1



FIG. 2

FIG. 3




FIG. 4

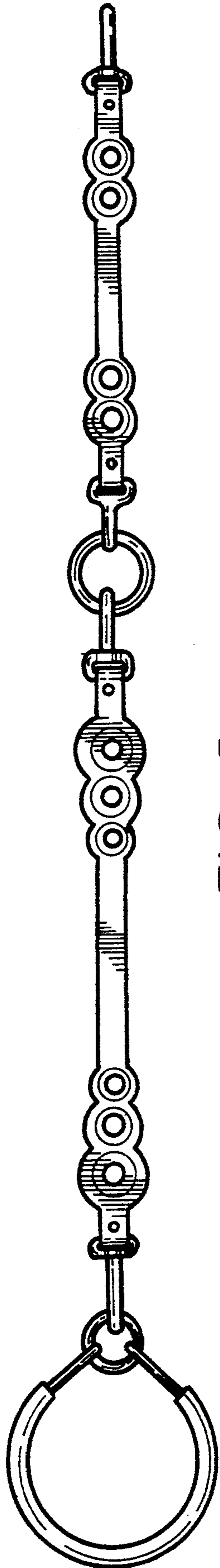


FIG. 5

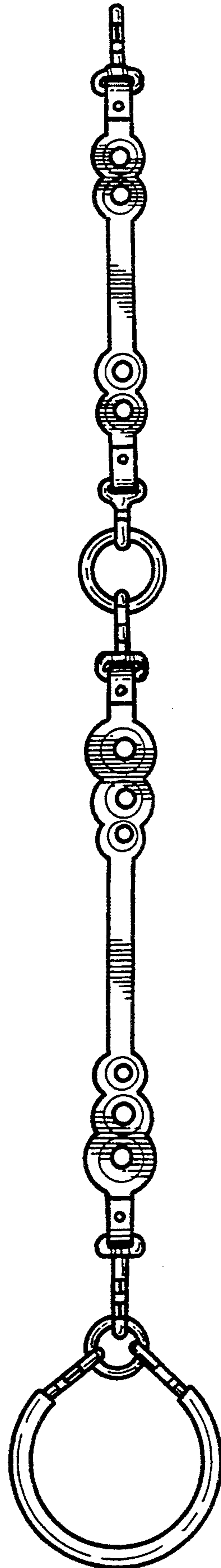


FIG. 6

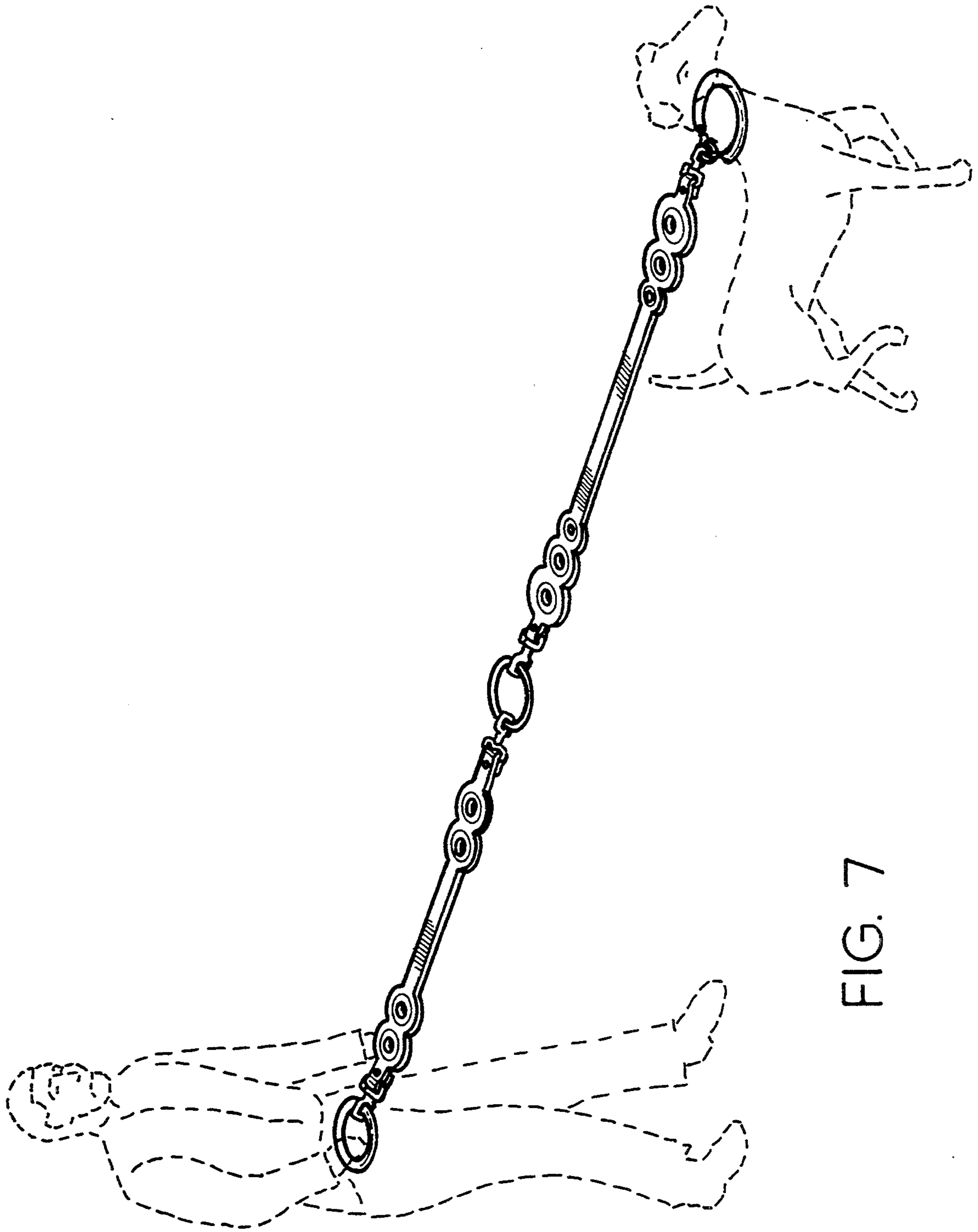


FIG. 7

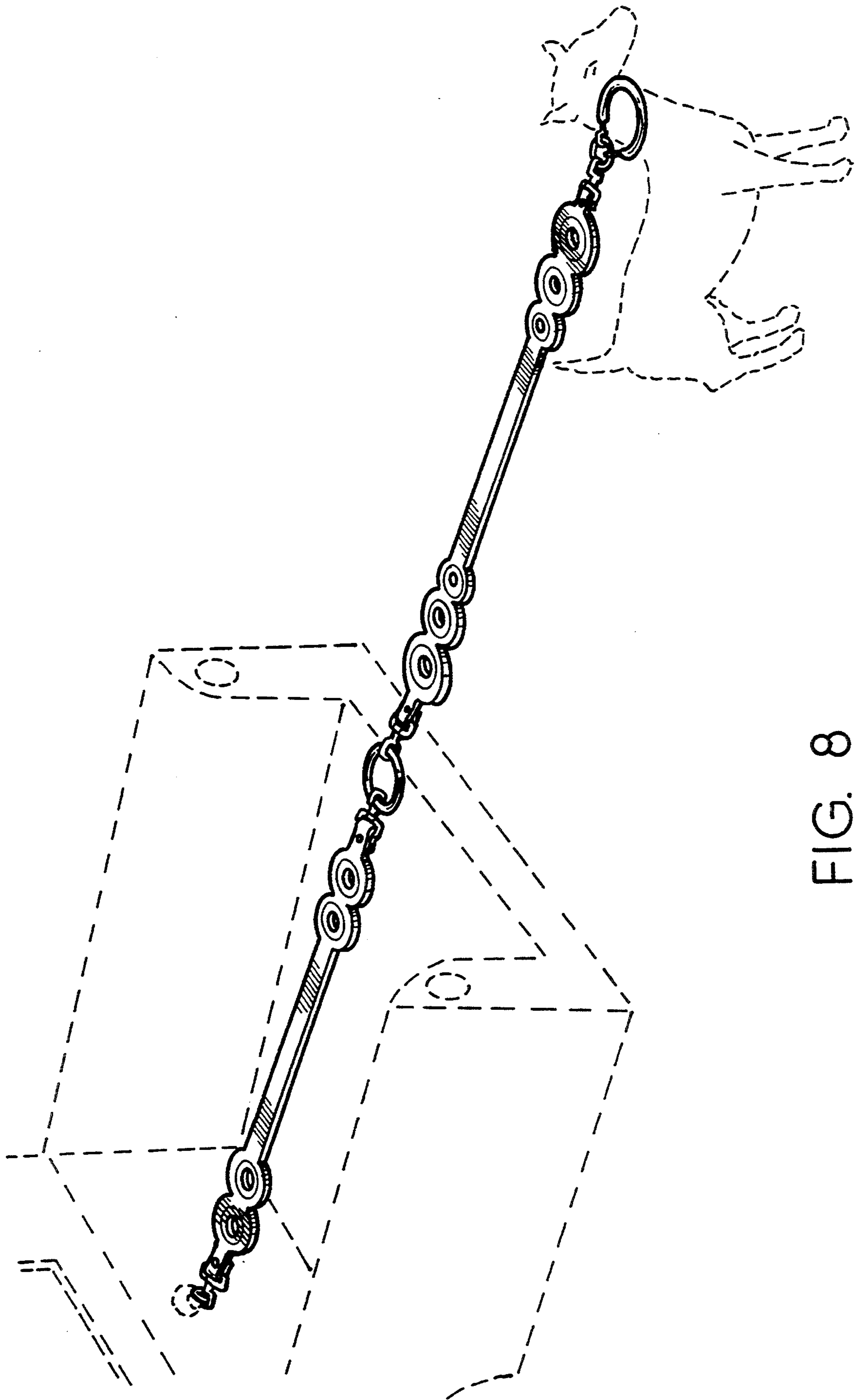


FIG. 8