



US00D359582S

# United States Patent [19]

[11] Patent Number: **Des. 359,582**

Schremmer

[45] Date of Patent: **\*\* Jun. 20, 1995**

[54] **HAND DRYER**

[75] Inventor: **Paul M. Schremmer**, New South Wales, Australia

[73] Assignee: **Zip Heaters (Australia) Pty Limited**, New South Wales, Australia

[\*\*] Term: **14 Years**

[21] Appl. No.: **5,400**

[22] Filed: **Mar. 3, 1993**

[30] **Foreign Application Priority Data**

Sep. 16, 1992 [AU] Australia ..... 2610/92

[52] U.S. Cl. .... **D28/54.1**

[58] Field of Search ..... D28/54.1; D23/357, 385; 392/380, 381

[56] **References Cited**

**U.S. PATENT DOCUMENTS**

- D. 200,896 4/1965 Gallup ..... D28/54.1
- D. 285,602 9/1986 Warshaw et al. .... D28/54.1
- D. 294,875 3/1988 Keck et al. .... D28/54.1

- D. 304,101 10/1989 Mango ..... D28/54.1
- D. 308,119 5/1990 Wigman ..... D28/54.1
- D. 309,037 7/1990 Morrow ..... D28/54.1
- 5,146,695 9/1992 Yang ..... 392/381 X

**FOREIGN PATENT DOCUMENTS**

- 2136291 9/1984 United Kingdom ..... 392/381
- 2144325 3/1985 United Kingdom ..... 392/381

*Primary Examiner*—Theodore M. Shooman

*Assistant Examiner*—C. Tuttle


*Attorney, Agent, or Firm*—Ladas & Parry

[57] **CLAIM**

The ornamental design for a hand dryer, as shown.

**DESCRIPTION**

FIG. 1 is a perspective view of a hand dryer showing my new design;  
 FIG. 2 is a front elevational view thereof;  
 FIG. 3 is a rear elevational view thereof;  
 FIG. 4 is a right side view thereof;  
 FIG. 5 is a left side view thereof;  
 FIG. 6 is a top view; and,  
 FIG. 7 is a bottom view.






FIG. 1




FIG. 2

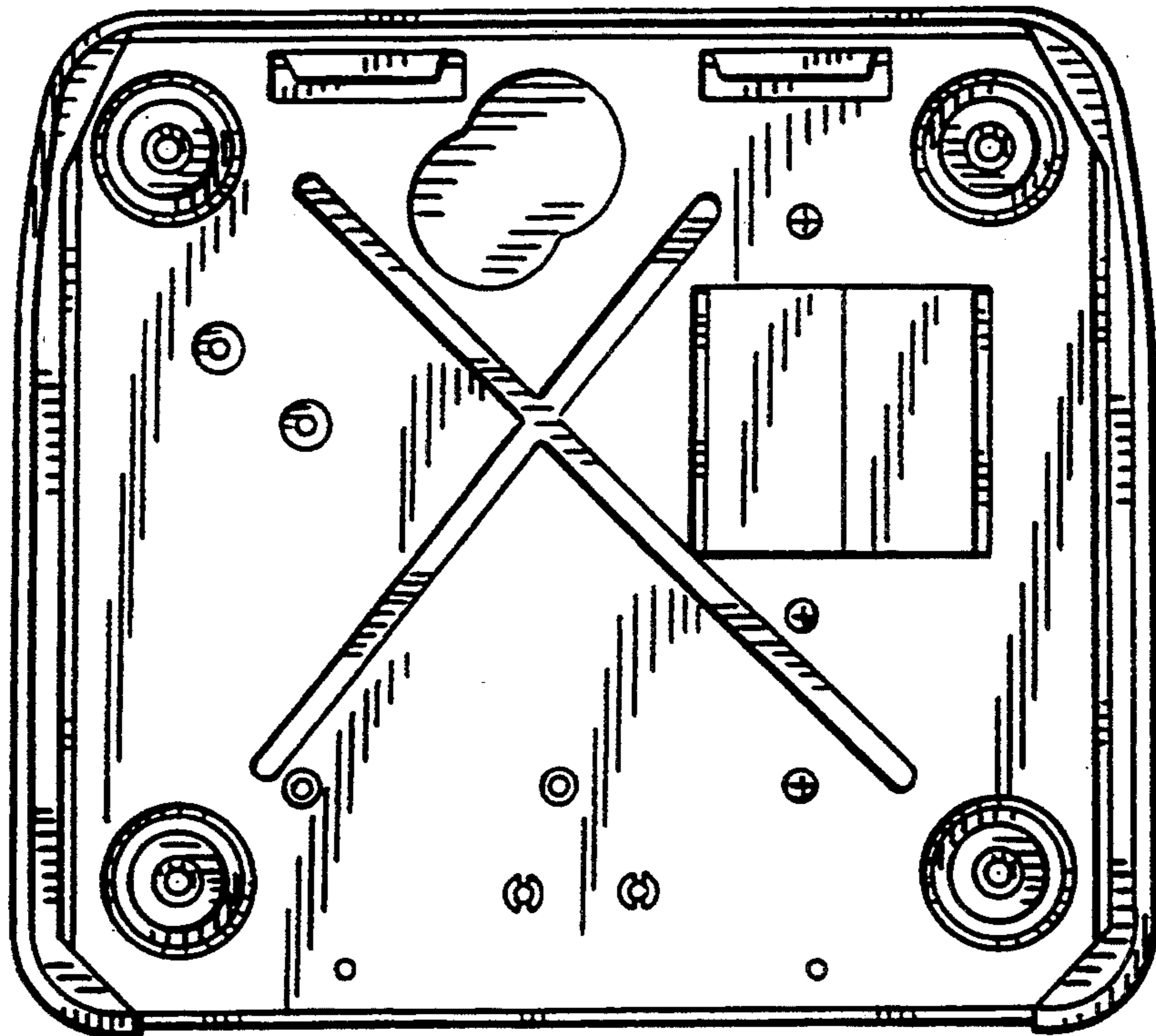


FIG. 3

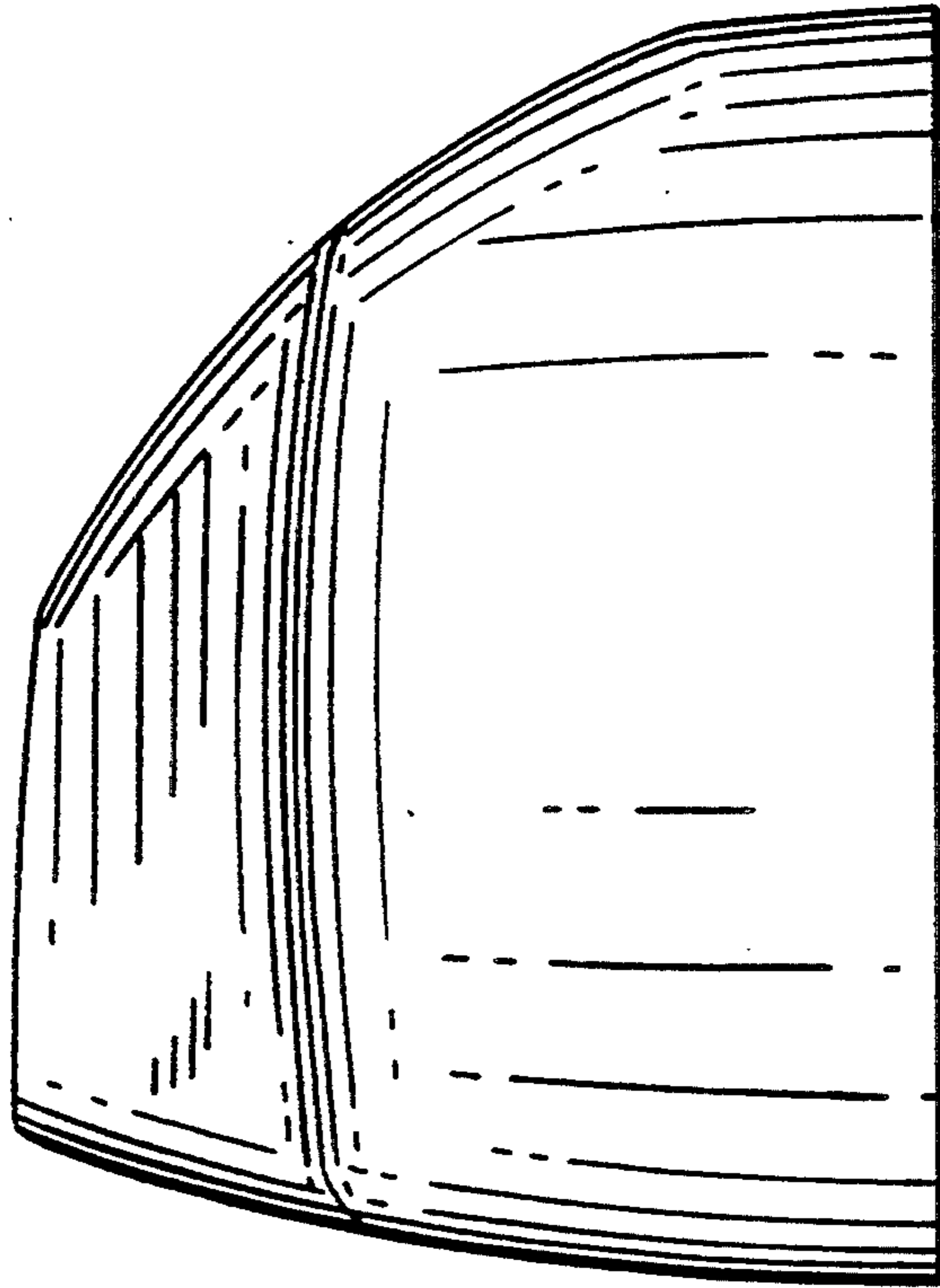


FIG. 4

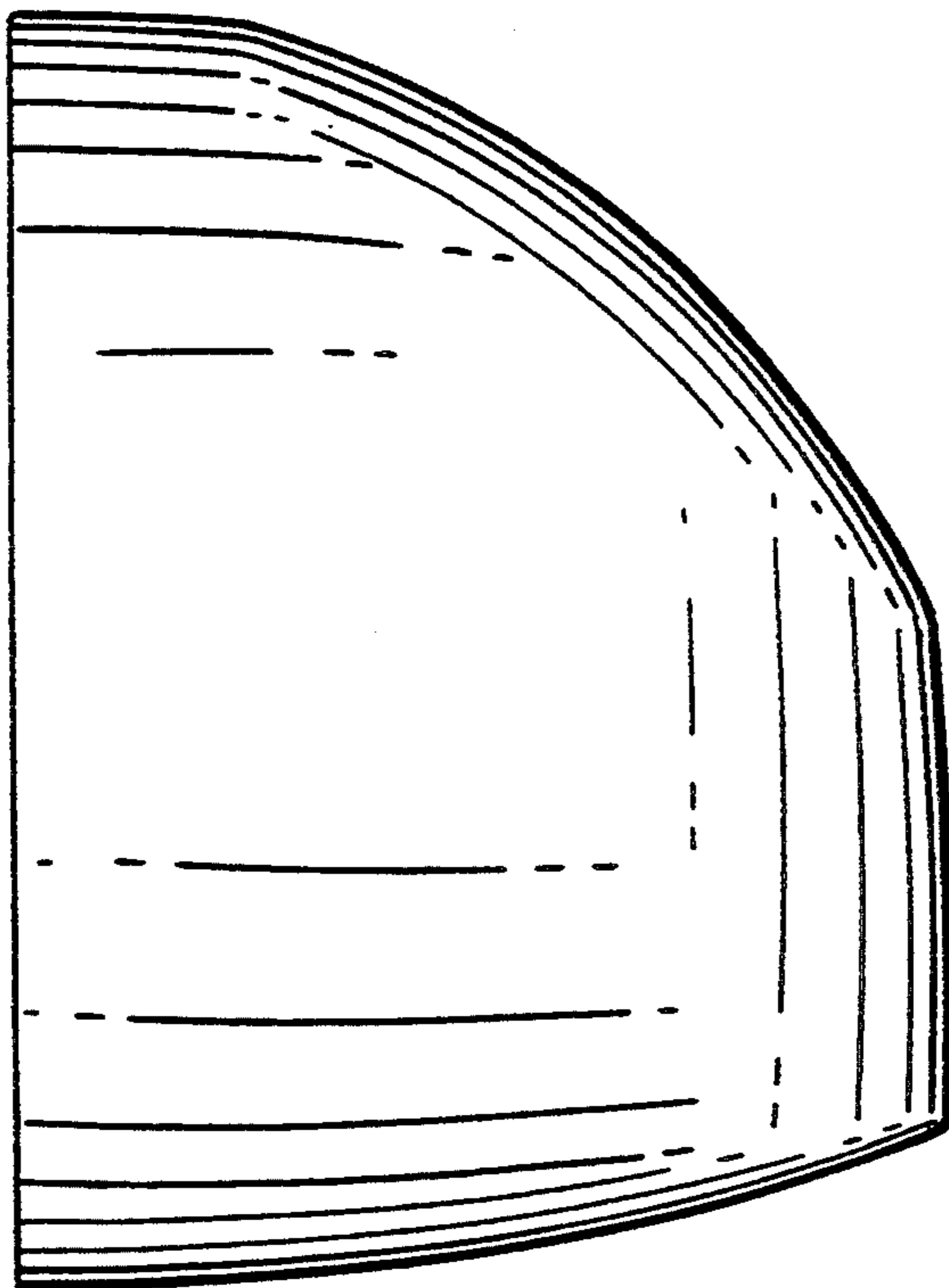


FIG. 5




FIG. 6




FIG. 7