



US00D359580S

United States Patent [19]

[11] Patent Number: **Des. 359,580**

Brown

[45] Date of Patent: **** Jun. 20, 1995**

[54] **COMB**

[75] Inventor: **Thomas A. Brown, Fairfield, Iowa**

[73] Assignee: **Maintenance International, Inc.,
Fairfield, Iowa**

[**] Term: **14 Years**

[21] Appl. No.: **19,873**

[22] Filed: **Mar. 11, 1994**

[52] U.S. Cl. **D28/29**

[58] Field of Search **D28/21, 28, 29;
132/219, 140, 126, 161, 139, 158, 159**

1,877,538 9/1932 Scheiner 132/139
 2,163,084 6/1939 Clemens 132/11
 2,292,357 8/1942 Berry 132/139
 2,614,569 10/1952 Harris 132/161
 3,382,827 5/1968 Cercone D28/29 X
 3,568,688 3/1971 Dobuski 132/139

FOREIGN PATENT DOCUMENTS

904647 11/1945 France 132/126
 922316 6/1947 France 132/150

Primary Examiner—Theodore M. Shooman
Assistant Examiner—C. Tuttle
Attorney, Agent, or Firm—C. Douglas Wingate

[56] **References Cited**

U.S. PATENT DOCUMENTS

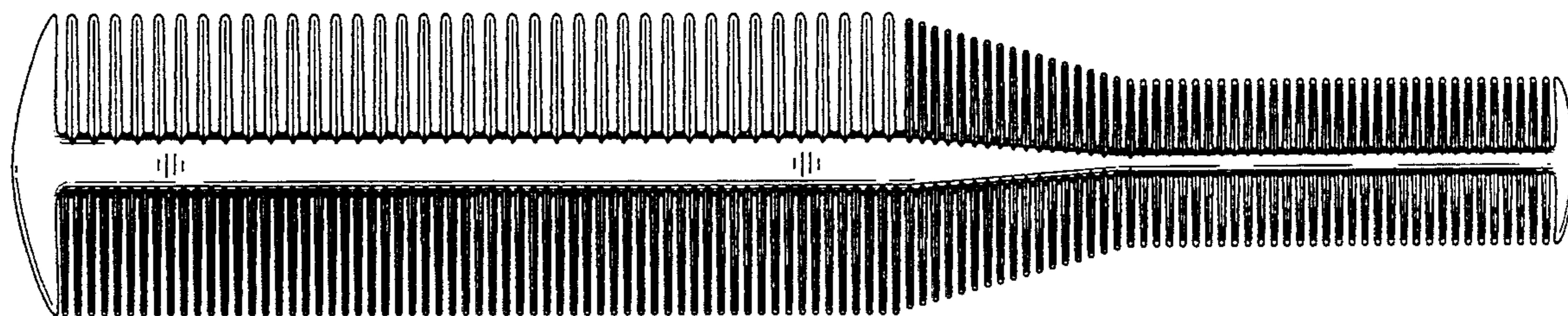
D. 115,214 6/1939 Moore 132/139
 D. 118,810 2/1940 Berry D28/29
 D. 169,792 6/1953 Sklavenitis D28/29
 D. 181,128 10/1957 Christenson D28/29 X
 D. 212,575 10/1968 Solomon D28/29
 D. 302,343 7/1989 Babatunde D28/25
 1,347,260 7/1920 Desmarais 132/139
 1,372,800 3/1921 Cypert 132/161
 1,693,973 12/1928 Alland 132/139 X

[57] **CLAIM**

The ornamental design for a comb, as shown and described.

DESCRIPTION

FIG. 1 is a plan view of a comb embodying my new design, the side opposite being a mirror image thereof; FIG. 2 is a rear elevational view thereof; FIG. 3 is a front elevational view thereof; FIG. 4 is a left end elevational view thereof; and, FIG. 5 is a right end elevational view thereof.






FIG. 1

FIG. 2



FIG. 3



FIG. 4




FIG. 5

