



US00D359573S

# United States Patent [19] Citronowicz

[11] Patent Number: **Des. 359,573**

[45] Date of Patent: **\*\* Jun. 20, 1995**

[54] **FLEXIBLE LIGHT**

[75] Inventor: **Moshe Citronowicz**, St. Petersburg, Fla.

[73] Assignee: **Aaron Medical Industries, Inc.**, St. Petersburg, Fla.

[\*\*] Term: **14 Years**

[21] Appl. No.: **24,024**

[22] Filed: **Jun. 6, 1994**

[52] U.S. Cl. .... **D26/43**

[58] Field of Search ..... **D26/37-50;**  
 362/109, 136, 156-158, 163, 171-173, 178,  
 181-183, 188-189, 192, 194, 196-197, 200-206,  
 257, 261-262

D. 240,322 6/1976 Staub ..... D26/43  
 D. 281,820 12/1985 Oba et al. .... D26/43  
 D. 290,405 6/1987 Johns ..... D26/37  
 662,491 11/1900 Mead ..... D26/37  
 4,209,823 6/1980 Burkdoll ..... 362/171

*Primary Examiner*—Brian N. Vinson  
*Assistant Examiner*—Robin V. Taylor  
*Attorney, Agent, or Firm*—Arthur W. Fisher, III

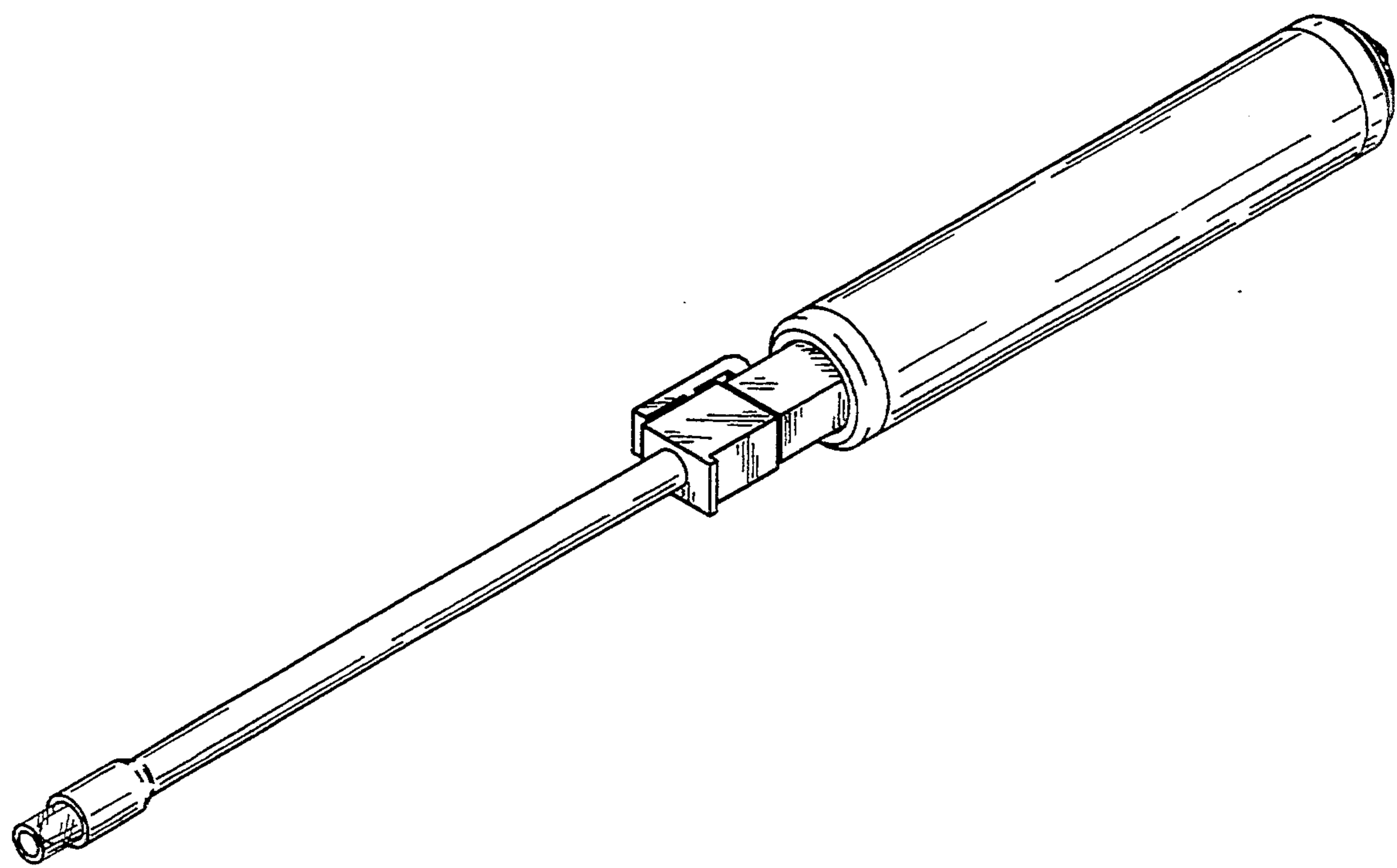
### [57] CLAIM

The ornamental design for a flexible light, as shown and described.

### DESCRIPTION

FIG. 1 is a perspective view of the flexible light;  
 FIG. 2 is a top elevational view thereof;  
 FIG. 3 is a bottom elevational view thereof;  
 FIG. 4 is a right side elevational view thereof;  
 FIG. 5 is a left side elevational view thereof;  
 FIG. 6 is a front elevational view thereof; and,  
 FIG. 7 is a rear view thereof.

[56] **References Cited**  
**U.S. PATENT DOCUMENTS**  
 D. 147,258 8/1947 Becker ..... D26/43



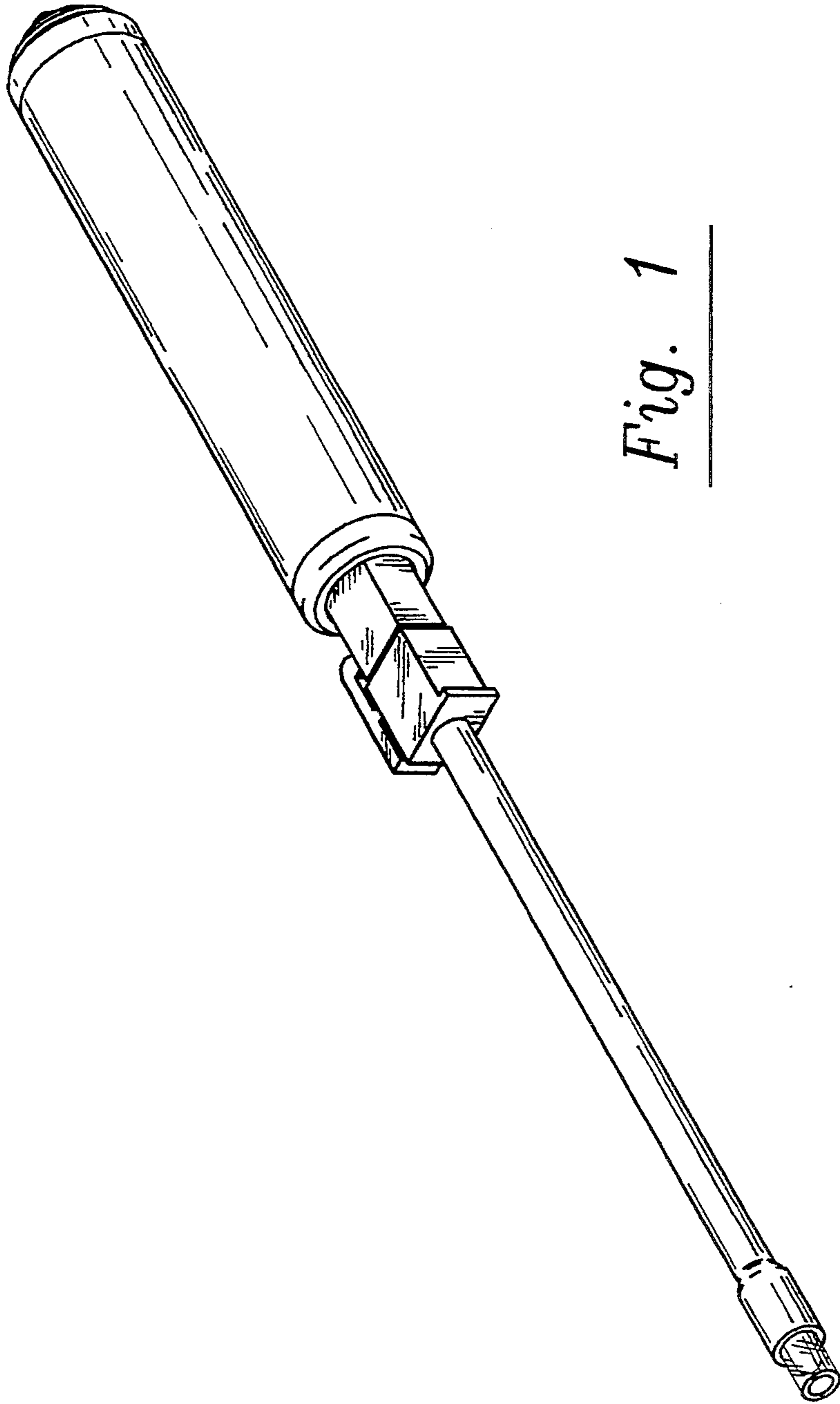




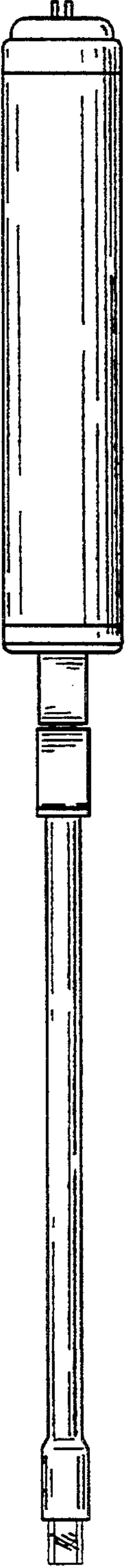
Fig. 1



*Fig. 2*



*Fig. 3*



*Fig. 4*

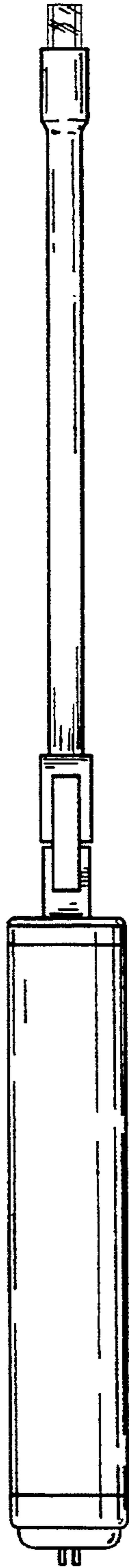


Fig. 5



Fig. 6

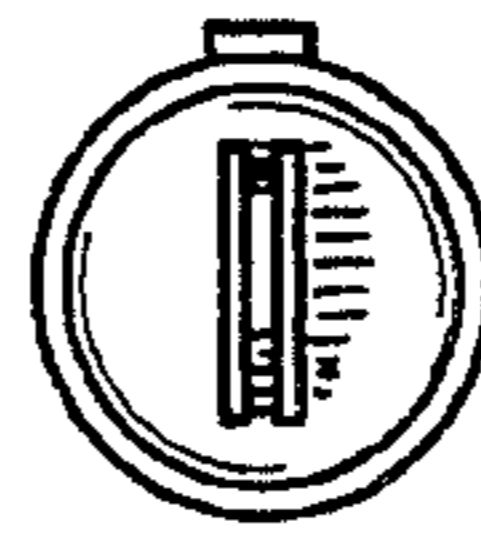


Fig. 7